

REGULAR SESSION
July 20, 2020

- 1) **BE IT REMEMBERED** that the Board of Franklin County Commissioners met in Regular Session at the Franklin County Annex Building in Winchester, Tennessee, on July 20, 2020. Chairman David Alexander presided and called the meeting to order at 7:00 pm. Sheriff Tim Fuller led everyone in pledging allegiance to the flag. Commissioner Johnny Hughes gave the invocation. County Clerk Phillip Custer and Secretary Jennifer Stines recorded the minutes.

ROLL CALL:

Johnny Hughes
Helen Stapleton
Barbara Finney
Doug Goodman
David Eldridge
Angie Fuller
Christopher Smith

Sam Hiles

Gene Snead
Lydia Curtis Johnson
Adam Casey
Carolyn Wiseman

Scottie Riddle

Dale Schultz
Greg King
Chuck Stines

PRESENT (14)

ABSENT (2)

A QUORUM WAS DECLARED

2) **PUBLIC HEARING:**

- a) Planning and Zoning Department – Rezoning from A, Agriculture to C, Commercial 20th Civil District, Franklin County, Blue Springs Road- Applicant Dan Berry- The Decherd Municipal/Regional Planning Commission already approved the rezoning

**MOTION BY HUGHES TO APPROVE THE ZONING CHANGES, SECOND BY SMITH,
ALL AYES; APPROVED BY VOICE VOTE 14/0**

3) **APPROVAL OF MINUTES**

- a) Regular Called Session – June 15, 2020

Book 37 Pages 1-115

MOTION BY SMITH TO APPROVE THE MINUTES AS RECORDED, SECOND BY FINNEY, ALL AYES; APPROVED BY VOICE VOTE 14/0

4) REPORT OF THE FINANCE DIRECTOR:

- a) Report of Revenues and Expenditures (May 2020)

MOTION BY FINNEY TO RECEIVE AND FILE THE REPORT OF THE FINANCE DIRECTOR, SECOND BY WISEMAN, ALL AYES; APPROVED BY VOICE VOTE 14/0

- b) Report of The Capital Project Funds-June 30, 2020 & Jail Expansion Change Orders

MOTION BY SMITH TO RECEIVE AND FILE THE REPORT OF THE CAPITAL PROJECT FUNDS & THE JAIL EXPANSION CHANGE ORDERS, SECOND BY FINNEY, ALL AYES; APPROVED BY VOICE VOTE 14/0

5) RECOMMENDATIONS/COMMUNICATIONS:

- a) Director of Schools – Stanley Bean – Middle School Update
- b) Jail Expansion – Mathew BoBo
- c) Scott Smith –Gave an update on the Communications Project/complete
- d) TCAT – Christine Hopkins
- e) Census Update – Billy Anderson

6) COMMITTEE/DEPARTMENT REPORTS

- a) Local Option Sales Tax Analysis & Comparison (May 2020)
- b) Finance Committee Minutes – (July 7, 2020)
- c) Legislative Committee Minutes (July 9, 2020)

MOTION BY STINES TO RECEIVE & FILE LOCAL OPTION SALES TAX & ANALYSIS, FINANCE COMMITTEE MINUTES, LEGISLATIVE MINUTES, SECOND BY WISEMAN; ALL AYES, APPROVED BY VOICE VOTE 14/0

MOTION BY STINES TO RECEIVE & FILE ALL COMMITTEE & DEPARTMENT REPORTS TOGETHER, SECOND BY FINNEY; ALL AYES, APPROVED BY VOICE VOTE 14/0

- d) Department Quarterly/Annual Reports
 - i) Chancery Court Clerk & Master
 - ii) Circuit Court Clerk
 - iii) County Clerk
 - iv) Planning & Zoning
 - v) Recreation & Pavilion Dept.
 - vi) Register of Deeds
 - vii) Sheriff's Department
 - viii) Solid Waste
 - ix) Trustee
 - x) Veterans Service Office
 - xi) Re-Entry Program of Franklin County

MOTION BY STINES TO RECEIVE & FILE DEPARTMENT QUARTERLY/ANNUAL

**REPORTS, SECOND BY WISEMAN; ALL AYES, APPROVED BY VOICE VOTE
14/0**

7) OLD BUSINESS: NONE

8) NEW BUSINESS/RESOLUTIONS

- a) Resolution 7a-0720 Approving Appropriations for the Various Funds, Departments, Institutions, Offices and Agencies of Franklin County, Tennessee Beginning July 1, 2020 and ending June 30, 2021

**MOTION BY STINES TO APPROVE RESOLUTION 7a-0720, SECOND BY SMITH;
ALL AYES, APPROVED BY ROLL CALL VOTE 14/0**

Johnny Hughes: Aye

Helen Stapleton: Aye

Barbara Finney: Aye

Doug Goodman: Aye

David Eldridge: Aye

Angie Fuller: Aye

Christopher Smith: Aye

Gene Snead: Aye

Lydia Curtis Johnson: Aye

Adam Casey: Aye

Carolyn Wiseman: Aye

Dale Schultz: Aye

Greg King: Aye

Chuck Stines: Aye

- b) Resolution 7b-0720 Approving Fixing the Tax Levy in Franklin County, Tennessee for the Fiscal Year Beginning July 1, 2020

**MOTION BY SMITH TO APPROVE RESOLUTION 7b-0720, SECOND BY FINNEY;
ALL AYES, APPROVED BY ROLL CALL VOTE 14/0**

Johnny Hughes: Aye

Helen Stapleton: Aye

Barbara Finney: Aye

Doug Goodman: Aye

David Eldridge: Aye

Angie Fuller: Aye

Christopher Smith: Aye

Gene Snead: Aye

Lydia Curtis Johnson: Aye

Adam Casey: Aye

Carolyn Wiseman: Aye

Dale Schultz: Aye

Greg King: Aye

Chuck Stines: Aye

- c) Resolution 7c-0720 Authorizing Franklin County Mayor to execute a Service Agreement with South Central Tennessee Development District for Deadstock Removal in Franklin County, Tennessee for the fiscal Year 2020-2021
MOTION BY KING TO APPROVE RESOLUTION 7c-0720, SECOND BY SCHULTZ; ALL AYES; APPROVED BY VOICE VOTE 14/0
- d) Resolution 7d-0720 Authorizing the Franklin County Mayor to Execute an amendment to the Contract Obligation in Lieu of Performance Bond with the State of Tennessee permit Franklin County Sanitary Landfill #SNL260000123 with Tennessee Department of Environment & Conservation for the Fiscal Year 2020-2021
MOTION BY FINNEY TO APPROVE RESOLUTION 7d-0720, SECOND BY SCHULTZ; ALL AYES, APPROVED BY VOICE VOTE 14/0
- e) Resolution 7e-0720 Authorizing submission of an application for a State of Tennessee Recycling Equipment grant for FY 2020-2021 from the Tennessee Department of Environment & Conservation and authorizing the acceptance of said Grant
MOTION BY FINNEY TO APPROVE RESOLUTION 7e-0720, SECOND BY CASEY; ALL AYES, APPROVED BY VOICE VOTE 14/0
- f) Resolution 7f-0720 Authorizing submission of an application for a State of Tennessee Airport Maintenance Grant for FY 2020-2021 from the Tennessee Department of transportation and authorizing the acceptance of said Grant
MOTION BY HUGHES TO APPROVE RESOLUTION 7f-0720, SECOND BY STINES; ALL AYES, APPROVED BY VOICE VOTE 14/0
- g) Resolution 7g-0720 Authorizing a Multiple Year Lease Purchase and Maintenance Agreement for the Franklin County Board of Education/CTE Dept.
- h) Resolution 7h-0720 Authorizing a Multiple Year Lease Purchase and Maintenance Agreement for the Franklin County Board of Education/Elementary
MOTION BY STAPLETON TO VOTE ON RESOLUTION 7g-0720 and 7h-0720 TOGETHER, SECOND BY KING; ALL AYES, APPROVED BY VOICE VOTE 14/0
MOTION BY KING TO APPROVE RESOLUTION 7g-0720 & 7h-0720, SECOND BY FINNEY; ALL AYES, APPROVED BY VOICE VOTE 14/0
- i) Approve to Receive & File the Audit Committee Letter and Minutes concerning the Audit of 2019
MOTION BY KING TO RECEIVE & FILE THE AUDIT COMMITTEE LETTER AND MINUTES, SECOND BY WISEMAN; ALL AYES, APPROVED BY VOICE VOTE 14/0
- j) Approve to Receive & File the Sheriff Report/Mechanic Report of Savings
MOTION BY SMITH TO RECEIVE & FILE THE MECHANIC REPORT OF SAVINGS, SECOND BY CASEY, ALL AYES; APPROVED BY VOICE VOTE 14/0
- k) Approve to Receive & File County & School 2020/2021 Insurance Certificates

MOTION BY KING TO RECEIVE & FILE COUNTY & SCHOOL INSURANCE CERTIFICATES FOR 2020/2021, SECOND BY FINNEY; ALL AYES, APPROVED BY VOICE VOTE 14/0

- l) Approval of 2 Emergency Communications District Official Statutory Bonds/Eddie Clark and Delinda McDonald

MOTION BY FULLER TO APPROVE 2 EMERGENCY STATUTORY BONDS, SECOND BY KING; ALL AYES, APPROVED BY ROLL CALL VOTE 14/0

9) ELECTIONS/APPOINTMENTS:

- a) Re-Appointment to Beer Board – Gwin Sisk
MOTION BY FINNEY TO APPROVE REAPPOINTMENT, SECOND BY SMITH; ALL AYES, APPROVED BY VOICE VOTE 14/0

- b) Approval of (18) Notaries
MOTION BY SCHULTZ TO APPROVE THE NOTARIES, SECOND BY KING, ALL AYES, APPROVED BY ROLL CALL VOTE 14/0

**DETAIL ATTACHMENTS TO
COMMISSION MINUTES
ON FOLLOWING PAGES**

F.C. Planning & Zoning Department

NOTICE OF PUBLIC HEARING

In conformity with TCA-13-7-105, a public hearing will be held by the Franklin County Board of Commissioners on July 20, 2020 at 7:00 P.M. at the Franklin County Annex Building to consider the adoption of amendment(s) to the Zoning Map of Franklin County.

THE DECHERD MUNICIPAL/REGIONAL PLANNING COMMISSION RECOMMENDS THE FOLLOWING ITEM FOR REZONING:

1. Rezoning from A, Agricultural to C, Commercial. 20th Civil District. Franklin County Property Map No. 56, Parcel 50.00 (Part). Location – Blue Springs Road. Size – approximately 4.07 +/- acres. Applicant – Dan Barry.

The proposed amendment(s) may be reviewed in the Planning/Zoning Department, Courthouse Basement Room 109, Winchester TN. All persons affected by the proposed amendment(s) are invited to appear in person or be represented by agent or petition for the purpose of expressing themselves in support of or in opposition to the rezoning and zoning text amendments.

This 25th day of June, 2020.

Janet Petrunich
Director/Building Commissioner
Franklin County Planning and Zoning Department
Winchester, TN 37398
Phone (931) 967-0981 Fax (931) 962-1462 E-mail at jpetrunich@franklincotn.us

Building Permits are required in Franklin County


Franklin County Planning & Zoning Department

Memo

July 10, 2020

To: Franklin County Board of Commissioners

From: Janet Petrunich, Director/Building Commissioner




Re: Rezoning for Dan Barry

**THE DECHERD MUNICIPAL/REGIONAL PLANNING COMMISSION
RECOMMENDS THE FOLLOWING ITEM FOR REZONING:**

Item one (1).

Rezoning from A, Agricultural to C, Commercial. 20th Civil District. Franklin County Property Map No. 56, Parcel 50.00 (Part). Location – Blue Springs Road. Size – approximately 4.07 +/- acres. Applicant – Dan Barry.



City Of Decherd

Incorporated in 1868
DEDICATED TO PROGRESS

City Of Decherd

P.O Box 488
1301 W. Main St.
Decherd, TN 37324
931-967-5181 Fax: 931-967-4068

June 9, 2020

Mayor
Michael Gillespie

To the Franklin County Commission,

Vice-Mayor
Richard Gulley
Aldermen
TAMMY HOLT
Jim Wayne Sanders
PAM ARNOLD

The Decherd Municipal/Regional Planning Commission met on this day the 9th of June, 2020 and voted to recommend that the County Commission rezone the property owned by Mr. Dan Berry (Storage Central GP) on Blue Springs Rd. to the Commercial Zone requested. A Minor Division of the property to be rezoned was granted to be added to the present Commercial Property at the address.

City Administrator
REX CLARK

Pearie Gray

Pearie Gray
Chairman
Decherd Municipal/ Regional Planning Commission

City Attorney
Gerald Ewell

City Judge
ROBBIE DAVIS

Dennis L. Doney

Dennis L. Doney
Secretary
Municipal/ Regional Planning Commission
City of Decherd

Public Safety Director
ROSS PETERSON

Street/Sanitation Supt.
Park and Recreation
MIKE ST.JOHN

Water/Waste Water Supt.
ERIC BRADFORD

Codes Enforcement
DENNIS L. DONEY

Certified Municipal
Finance Officer
TAMMIE ALLEN

BOUNDARY LINE SURVEY

This Survey is for rezoning of a portion of Tax Map 56 Parcel 50

THIS SURVEY IS NOT TRANSFERABLE TO ADDITIONAL INSTITUTIONS AND OWNERS AND IS INVALID WITHOUT AN ORIGINAL SEAL AND SIGNATURE.

I HEREBY CERTIFY TO THE BEST OF MY KNOWLEDGE THAT THIS IS A TRUE AND ACCURATE SURVEY WHICH MEETS OR EXCEEDS THE CURRENT TENNESSEE MINIMUM STANDARDS OF PRACTICE FOR A CATEGORY IV SURVEY.



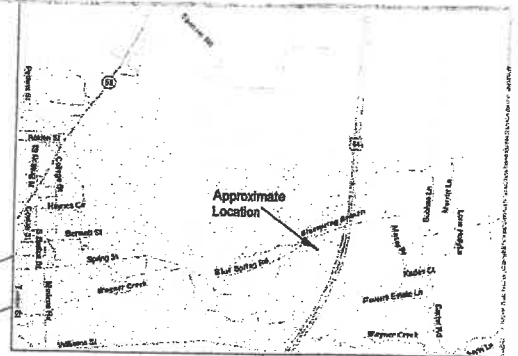
Revised To Add 4.07± Acres To Previous 5.17± Acres

Note: If and when new information is obtained and/or provided to this surveyor this plat is subject to change.

BASIS OF BEARING



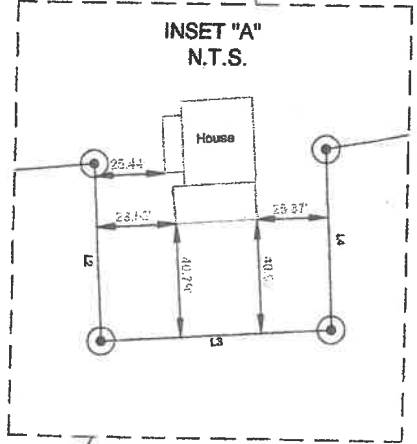
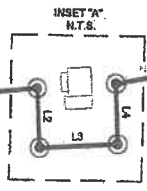
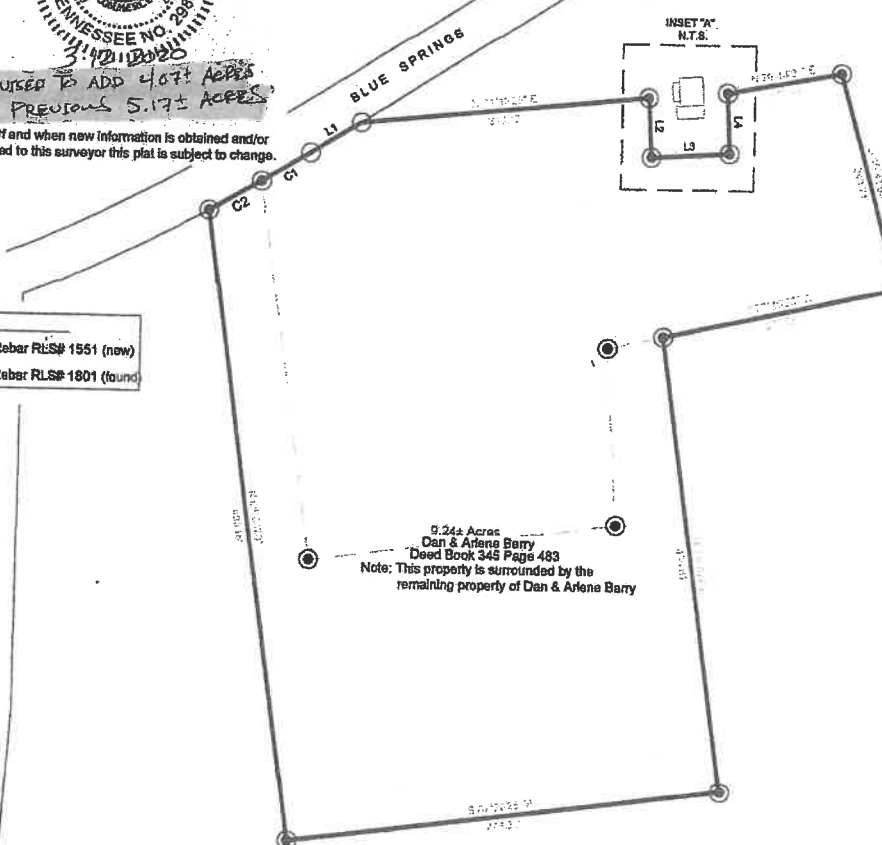
BEARINGS ARE RELATIVE TO SCI SURVEYORS INC. PLAT DATED 09/30/08 FILER LID-4172 600-C



VICINITY MAP (Not to Scale)

PROPERTY LOCATION:
LOCATED NEAR THE BLUE SPRINGS RD & HWY 84 INTERSECTION
LOCATED IN THE 20th CIVIL DISTRICT OF FRANKLIN COUNTY, TENNESSEE
BEING A PORTION OF TAX MAP 56 PARCEL 50 OF FRANKLIN COUNTY

- LEGEND**
- #4 Capped Rebar RLS# 1551 (new)
 - #5 Capped Rebar RLS# 1801 (found)




5.24± Acres
Dan & Arlene Barry
Deed Book 343 Page 483
Note: This property is surrounded by the remaining property of Dan & Arlene Barry

Remaining Property of Dan & Arlene Barry
22.38± ACRES

CURVE	RADIUS	ARC LENGTH	CHORD LENGTH	CHORD BEARING	DELTA ANGLE
C1	2472.21'	80.00'	80.00'	N 89°05'4" E	01°23'25"
C2	2472.21'	84.41'	84.41'	N 60°35'23" E	1°29'52"

LINE	BEARING	DISTANCE
L1	N 57°43'18" E	53.12'
L2	S 03°23'12" E	64.28'
L3	N 88°23'20" E	52.88'
L4	N 02°47'30" W	65.47'



MICHAEL A. BARRY LAND SURVEYING & FORESTRY

DATE: 09/06/08 SURVEYED BY: MAB & JMB DRAWN BY: JMB
SCALE: 1" = 100' REVISED 3-12-2020

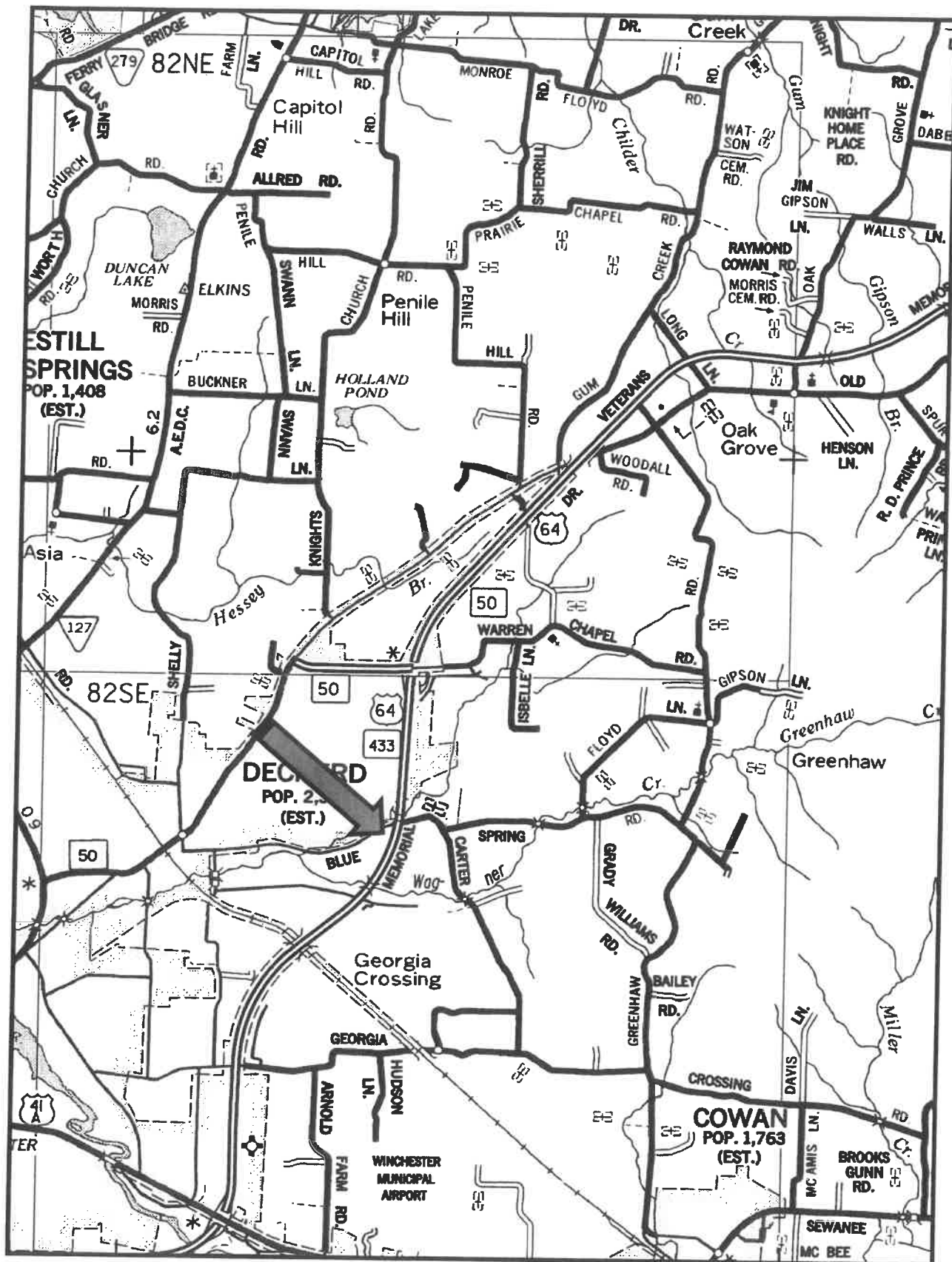
3001 JUMPOFF MOUNTAIN ROAD / SEWANE, TN 37375
(931) 598-0314

SURVEY FOR DAN BARRY FILER: DB

THIS IS A BOUNDARY LINE SURVEY. There is absolutely no certification made as to the existence or nonexistence of the following: wetlands; easements or right of ways unless otherwise noted hereon; subsurface utilities or streams; above ground utilities other than those which are clearly shown and labeled as such hereon; buildings, structures, ponds, lakes or streams other than those which are clearly shown and labeled as such hereon; flood areas or designated flood zones unless otherwise noted; or any and all other land features that could be deemed topographic.

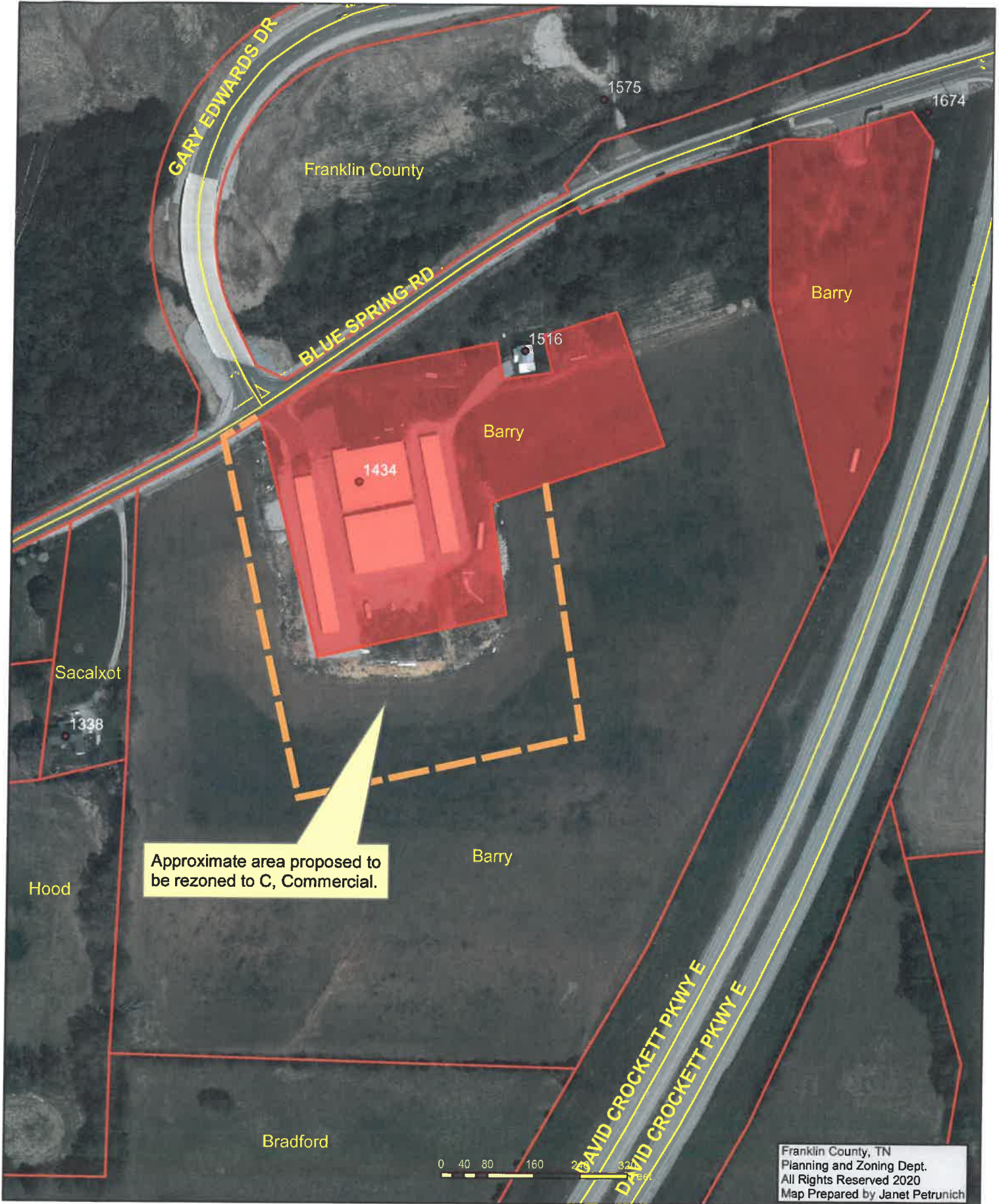
No interior improvements were located other than those shown hereon. This survey was performed without the benefit of a title report and is subject to any state of facts that an up to date title report might reveal.

General Map – Barry
County Commission – 7/20/2020



GIS View - Dan Barry
Map 56, Parcel 50.00 (Part)
County Commission - 7/20/2020

Zoning:
● C, Commercial
All other properties shown are zoned A, Agricultural.



REGULAR SESSION
June 15, 2020

- 1) **BE IT REMEMBERED** that the Board of Franklin County Commissioners met in Regular Session at the Franklin County Annex Building in Winchester, Tennessee, on June 15, 2020. Chairman David Alexander presided and called the meeting to order at 7:00 pm. Sheriff Tim Fuller led everyone in pledging allegiance to the flag. Commissioner Greg King gave the invocation. Secretary Jennifer Stines recorded the minutes.

ROLL CALL:

Greg King
Chuck Stines
Johnny Hughes
Helen Stapleton
Barbara Finney
Doug Goodman
David Eldridge
Angie Fuller
Christopher Smith

Sam Hiles

Gene Snead
Lydia Curtis Johnson
Adam Casey
Carolyn Wiseman

Scottie Riddle

Dale Schultz

PRESENT (14)

ABSENT (2)

A QUORUM WAS DECLARED

- 2) **PUBLIC HEARING: NONE**

- 3) **APPROVAL OF MINUTES**

a) Regular Called Session – May 18, 2020 Book 36 Pages 511-840
MOTION BY SMITH TO APPROVE THE MINUTES AS RECORDED, SECOND BY KING, ALL AYES; APPROVED BY VOICE VOTE 14/0

- 4) **REPORT OF THE FINANCE DIRECTOR:**

a) Report of Revenues and Expenditures (April 2020)

MOTION BY WISEMAN TO RECEIVE AND FILE THE REPORT OF THE FINANCE DIRECTOR, SECOND BY JOHNSON, ALL AYES; APPROVED BY VOICE VOTE 14/0

- b) Capital Project Funds Report (May 26, 2020)

MOTION BY KING TO RECEIVE AND FILE THE CAPITAL PROJECT FUNDS REPORT, SECOND BY SMITH, ALL AYES; APPROVED BY VOICE VOTE 14/0

5) RECOMMENDATIONS/COMMUNICATIONS:

- a) Director of Schools – Stanley Bean
- b) Middle Schools Update – Gary Clardy, School Consultant
- c) Jail Expansion Update – Mathew BoBo
- d) Communications Project – Scott Smith, EMA Director
- e) TCAT School – Christine Hopkins
- f) Census Update – Billy Anderson

6) COMMITTEE/DEPARTMENT REPORTS

- a) Trustee’s Interest Earned analysis & Comparison (May 2020)
- b) Local Option Sales Tax Analysis & Comparison (April 2020)
- c) Finance Committee Minutes _ (June 4, 2020)
- d) Legislative Committee Minutes (June 4, 2020)

MOTION BY FULLER TO RECEIVE AND FILE ALL COMMITTEE/DEPARTMENT REPORTS ALL TOGETHER, SECOND BY STINES; ALL AYES, APPROVED BY VOICE VOTE 14/0

7) OLD BUSINESS: NONE

8) NEW BUSINESS/RESOLUTIONS

- a) Resolution 6a-0620 Amending The Reserve Fund Policy of Franklin County, Tennessee

MOTION BY ELDRIDGE TO AMEND RESOLUTION 6a-0620, SECOND BY SMITH, ALL AYES; APPROVED IN VOICE VOTE 14/0

- b) Resolution 6b-0620 Amending The General Fund, Courthouse, Jail Maintenance Fund, Library Fund, Solid Waste Fund, Rural Fire Fund and General Debt Service Fund Budget of Franklin County, Tennessee for the Fiscal Year Ending June 30, 2020

MOTION BY FINNEY TO REPLACE THE 1ST SHEET OF THE RESOLUTION WITH AN UPDATED SHEET PRESENTED AT THE MEETING BY THE FINANCE DIRECTOR, SECOND BY SMITH, ALL AYES; APPROVED BY VOICE VOTE 14/0

MOTION BY KING TO APPROVE RESOLUTION 6b-0620, WITH THE NEW AMENDED SHEET, SECOND BY STINES, ALL AYES; APPROVED BY ROLL CALL VOTE 14/0

- c) Resolution 6c-0620 To Transfer Funds from General Purpose School Funds to Federal Projects Fund for Fiscal Year Ending June 30, 2020

MOTION BY FULLER TO APPROVE RESOLUTION 6c-0620, SECOND BY SCHULTZ, ALL AYES; APPROVED BY ROLL CALL VOTE 14/0

- d) Resolution 6d-0620 Amending The Beginning Fund Balances for the Education Debt Service Fund 2019-2020

MOTION BY SMITH TO APPROVE RESOLUTION 6d-0620, SECOND BY KING; ALL AYES, APPROVED BY ROLL CALL VOTE 14/0

- e) Resolution 6e-0620 Amending The Franklin County Board of Education General Purpose School Budget of Franklin County, Tennessee for the Fiscal Year Ending June 30, 2020

MOTION BY FULLER TO APPROVE RESOLUTION 6e-0620, SECOND BY STINES; ALL AYES, APPROVED BY ROLL CALL VOTE 14/0

- f) Resolution 6f-0620 Amending The Franklin County Board of Education Centralized Cafeteria School Budget of Franklin County, Tennessee for the Fiscal Year Ending June 30, 2020

MOTION BY SMITH TO APPROVE RESOLUTION 6f-0620, SECOND BY SCHULTZ; ALL AYES, APPROVED BY ROLL CALL VOTE 14/0

- g) Resolution 6g-0620 Authorizing Submission of an application for a Federal Bureau of Justice Administration Grant for FY 2020-2023 from the Bureau of Justice Assistance and authorizing the acceptance of said grant

MOTION BY FINNEY TO AUTHORIZE RESOLUTION 6g-0620, SECOND BY WISEMAN, ALL AYES; APPROVED BY VOICE VOTE 14/0

- h) Resolution 6h-0620 Amending The Highway Fund Budget of Franklin County, Tennessee

MOTION BY KING TO USE THE NEW AMENDMENT BROUGHT TO THE MEETING BY THE FINANCE DIRECTOR, SECOND BY STINES, ALL AYES; APPROVED BY VOICE VOTE 14/0

MOTION BY STINES TO APPROVE RESOLUTION 6h-0620, SECOND BY SMITH, ALL AYES, APPROVED BY ROLL CALL VOTE 14/0

MOTION BY STINES TO APPROVE RESOLUTIONS 6i-0620 THROUGH 6n-0620 ALL TOGETHER, SECOND BY HUGHES; ALL APPROVED BY VOICE VOTE 14/0

- i) Resolution 6i-0620 To Approve Additions to the Franklin County Private Road List- Gates Lane, Di Di Lane, Billions Lane, Three Oaks Lane

MOTION BY KING TO APPROVE RESOLUTION 6i-0620, SECOND BY STINES, ALL AYES; APPROVED BY VOICE VOTE 14/0

- j) Resolution 6j-0620 To Approve Additions to the Franklin County Private Road List – Huckleberry Hollow Lane, Briar Ridge, Meadow View Lane, Keanan Point Lane

MOTION BY KING TO APPROVE RESOLUTION 6j-0620, SECOND BY STINES, ALL AYES; APPROVED BY VOICE VOTE 14/0

- k) Resolution 6k-0620 To Approve a Road Change On The Franklin County Road List – (See Attachment)

MOTION BY KING TO APPROVE RESOLUTION 6k-0620, SECOND BY STINES, ALL AYES; APPROVED BY VOICE VOTE 14/0

- l) Resolution 6l-0620 To Approve An Addition To The Franklin County Road List (See Attachment)

MOTION BY KING TO APPROVE RESOLUTION 6l-0620, SECOND BY STINES, ALL AYES; APPROVED BY VOICE VOTE 14/0

- m) Resolution 6m-0620 To Lower The Speed Limit on Robinson Road in Franklin County, Tennessee (Petition Attached)

MOTION BY KING TO APPROVE RESOLUTION 6m-0620, SECOND BY STINES, ALL AYES; APPROVED BY VOICE VOTE 14/0

- n) Resolution 6n-0620 To Approve Changes on the Franklin County Road List (See Attachment Exhibit "A")

MOTION BY KING TO APPROVE RESOLUTION 6n-0620, SECOND BY STINES, ALL AYES; APPROVED BY VOICE VOTE 14/0

- o) Approve The Reserve Summaries for County, Rural Fire, Drug Control & Highway

MOTION BY FINNEY TO APPROVE, SECOND BY WISEMAN, ALL AYES; APPROVED BY ROLL CALL VOTE 14/0

- p) Receive & File The Inter-Category Amendment Request Fiscal Year Ending June 30, 2020

MOTION BY SMITH TO RECEIVE & FILE INTER-CATEGORY AMENDMENTS, SECOND BY SNEAD; ALL AYES, APPROVED BY VOICE VOTE 14/0

- q) Approve Update to The Franklin County Government Employee Handbook

MOTION BY WISEMAN TO APPROVE UPDATES TO THE EMPLOYEE HANDBOOK, SECOND BY JOHNSON; ALL AYES, APPROVED BY VOICE VOTE 14/0

9) ELECTIONS/APPOINTMENTS:

- a) Appointments of The Franklin County Library Board of Trustees FY21

MOTION BY FULLER TO APPROVE APPOINTMENTS, SECOND BY FINNEY, ALL AYES; APPROVED BY VOICE VOTE 14/0

- b) Approval of (10) Applications for Notary Public

MOTION BY STINES TO APPROVE NOTARIES, SECOND BY SMITH; ALL AYES, APPROVED BY ROLL CALL VOTE 14/0

**DETAIL ATTACHMENTS TO
COMMISSION MINUTES
ON FOLLOWING PAGES**

OTHER COMMENTS: NONE

**MOTION BY STINES TO ADJOURN AT 8:22 PM, SECOND
BY SMITH, ALL AYES; APPROVED BY VOICE VOTE 14/0**

Benediction was given by Commissioner Chuck Stines

June 15, 2020 REGULAR SESSION

DATE APPROVED BY COMMISSION: _____ MB _____ PAGE _____

CHAIR OF COUNTY COMMISSION

COUNTY CLERK

FUND CATEGORY	APPROP FY 19/20	AMENDED FY 19/20	COLLECTED MAY	COLLECTED YR TO DATE	BALANCE TO COLLECT	PERCENT REALIZED
GENERAL FUND (101)						
Local Taxes (40000)	\$ 13,055,245	\$ -	\$ 355,269	\$ 12,598,288	\$ 456,956	96.50%
Licenses & Permits (41000)	112,000	28,326	(11,583)	105,005	35,321	74.83%
Fines, Forfeitures & Penalties (42000)	239,445	-	6,858	170,995	68,450	71.41%
Charges for Current Services (43000)	425,210	66,000	48,634	416,434	74,776	84.78%
Other Local Revenue (44000)	140,150	207,607	(16,786)	337,793	9,964	97.13%
Fees from Officials (45000)	2,098,000	-	90,299	1,790,886	307,114	85.36%
State of Tennessee (46000)	3,329,032	111,396	(241,014)	2,076,977	1,363,451	60.37%
Federal Government (47000)	5,388,765	786,099	1,716,967	4,272,756	1,902,108	69.20%
Other Governments & Citizens (48000)	193,000	7,288	11,561	194,034	6,255	96.88%
Other Sources (49000)	105,606	-	-	105,606	-	100.00%
Total County General	\$ 25,086,453	\$ 1,206,716	\$ 1,960,206	\$ 22,068,774	\$ 4,224,395	83.93%
COURTHOUSE/JAIL MAINT. (112)						
Local Taxes (40000)	\$ 205,000	\$ -	\$ 5,543	\$ 146,628	\$ 58,372	71.53%
Total Courthouse/Jail Maintenance	\$ 205,000	\$ -	\$ 5,543	\$ 146,628	\$ 58,372	71.53%
LIBRARY (115)						
Local Taxes (40000)	\$ 397,808	\$ -	\$ 8,743	\$ 393,201	\$ 4,606	98.84%
Licenses & Permits (41000)	1,935	-	212	1,987	(52)	102.68%
Charges for Current Services (43000)	11,360	-	-	10,300	1,060	90.66%
Other Local Revenue (44000)	2,000	-	493	1,594	406	79.71%
Federal Government (47000)	1,775	(190)	-	1,585	-	100.00%
Other Governments & Citizens (48000)	34,400	500	2,735	30,513	4,387	87.43%
Total Library	\$ 449,278	\$ 310	\$ 12,182	\$ 439,180	\$ 10,408	97.69%
SOLID WASTE (116)						
Local Taxes (40000)	\$ 1,793,110	\$ -	\$ 16,222	\$ 1,749,567	\$ 43,543	97.57%
Licenses & Permits (41000)	15,660	-	1,356	13,356	2,304	85.29%
Charges for Current Services (43000)	141,000	-	12,704	132,883	8,117	94.24%
Other Local Revenue (44000)	142,000	-	10,810	88,687	53,313	62.46%
State of Tennessee (46000)	100,719	(1,663)	5,135	92,786	6,270	93.67%
Total Solid Waste	\$ 2,192,489	\$ (1,663)	\$ 46,228	\$ 2,077,280	\$ 113,546	94.82%
Local Purpose (Rural Fire 120)						
Local Taxes (40000)	\$ 804,303	\$ -	\$ 8,141	\$ 649,420	\$ 154,884	80.74%
Licenses & Permits (41000)	28,925	-	413	24,063	4,862	83.19%
Other Local Revenues (44000)	7,600	-	-	-	7,600	0.00%
Total Local Purpose	\$ 840,828	\$ -	\$ 8,554	\$ 673,483	\$ 167,346	80.10%
Drug Control Fund (122)						
Fines, Forfeitures & Penalties (42000)	\$ 19,250	\$ 35,326	\$ 114	\$ 53,781	\$ 795	98.54%
Other General Service Charges (43000)	3,000	-	-	2,650	350	88.33%
Other Local Revenue (44000)	23,000	69,550	-	89,230	3,320	96.41%
Federal Revenue (47000)	17,000	(12,000)	-	2,447	2,553	48.94%
Other Governments & Citizens (48000)	2,050	-	-	-	2,050	0.00%
Total Drug Control	\$ 64,300	\$ 92,876	\$ 114	\$ 148,108	\$ 9,068	94.23%
HIGHWAY (131)						
Local Taxes (40000)	\$ 720,470	\$ -	\$ 14,435	\$ 692,712	\$ 27,758	96.15%
Licenses & Permits (41000)	3,540	-	352	3,458	82	97.69%
Charges for Current Services (43000)	15,065	-	32	4,826	10,239	32.04%
Other Local Revenue (44000)	10,500	1,000	123	2,008	9,492	17.46%
State of Tennessee (46000)	2,629,622	350,659	232,818	2,333,000	647,281	78.28%
Other Governments & Citizens (48000)	17,666	-	-	17,379	287	98.37%
Total Highway	\$ 3,396,863	\$ 351,659	\$ 247,761	\$ 3,053,382	\$ 695,140	81.46%

FUND CATEGORY	APPROP FY 19/20	AMENDED FY 19/20	COLLECTED MAY	COLLECTED YR TO DATE	BALANCE TO COLLECT	PERCENT REALIZED
School General Fund (141)						
Local Taxes (40000)	\$ 15,833,291	\$ -	\$ 680,312	\$ 15,215,114	\$ 618,177	96.10%
Licenses & Permits (41000)	58,000	-	5,815	59,020	(1,020)	101.76%
Charges for Current Services (43000)	274,397	-	134	240,039	34,358	87.48%
Other Local Revenue (44000)	68,609	185,771	51,772	274,625	(20,245)	107.96%
State of Tennessee (46000)	28,220,017	154,119	48,814	25,105,904	3,268,231	88.48%
Federal Government (47000)	172,356	408,690	21,597	371,089	209,957	63.87%
Other Sources (49000)	-	-	2,214	25,856	(25,856)	
Total School General Fund	\$ 44,626,670	\$ 748,580	\$ 810,658	\$ 41,291,648	\$ 4,083,602	91.00%
Federal Projects Fund (142)						
Other Local Revenue (44000)	\$ -	\$ -	\$ -	\$ -	\$ -	
Federal Government (47000)	3,077,568	489,367	234,714	2,393,534	1,173,401	67.10%
Other Sources (49000)	-	100,000	-	100,000	-	
Total School Federal Projects Fund	\$ 3,077,568	\$ 589,367	\$ 234,714	\$ 2,493,534	\$ 1,173,401	68.00%
Centralized Cafeteria Fund (143)						
Charges for Current Services (43000)	\$ 846,734	\$ -	\$ 1,267	\$ 619,739	\$ 226,995	73.19%
Other Local Revenue (44000)	18,000	9,000	7,784	50,604	(23,604)	187.42%
State of Tennessee (46000)	27,479	-	-	28,625	(1,146)	104.17%
Federal Government (47000)	2,456,684	45,800	428,422	2,259,473	243,011	90.29%
Other Sources (48000)	-	-	-	-	-	
Total Centralized Cafeteria	\$ 3,348,897	\$ 54,800	\$ 437,474	\$ 2,958,442	\$ 445,255	86.92%
General Debt Service (151)						
Local Taxes (40000)	\$ 4,616,572	\$ 165,112	\$ 140,978	\$ 4,481,430	\$ 300,254	93.72%
Licenses & Permits (41000)	10,050	(674)	1,430	12,093	(2,717)	128.98%
Other Local Revenue (44000)	390,000	-	29,508	310,572	79,428	79.63%
Other Sources (49000)	3,746,086	19,828	-	3,645,780	120,133	96.81%
Total General Debt Service	\$ 8,762,708	\$ 184,266	\$ 171,917	\$ 8,449,875	\$ 497,098	94.44%
Education Debt Service (156)						
Local Taxes (40000)	\$ -	\$ 91,129	\$ -	\$ 91,129	\$ -	
Licenses & Permits (41000)	-	674	-	674	-	
Other Sources (49000)	-	-	-	-	-	
Total Education Debt Service	\$ -	\$ 91,803	\$ -	\$ 91,803	\$ -	
School Capital Projects Fund (177)						
Other Local Revenue (44000)	\$ -	\$ -	\$ 12,734	\$ 506,864	\$ (506,864)	
Other Sources (49000)	-	-	-	-	-	
Total School Capital Projects	\$ -	\$ -	\$ 12,734	\$ 506,864	\$ (506,864)	
Capital Projects Fund (178)						
Other Local Revenue (44000)	\$ -	\$ 59,000	\$ 1,255	\$ 51,317	\$ 7,683	
Other Sources (49000)	-	2,000,000	-	2,000,000	-	
Total Capital Projects	\$ -	\$ 2,059,000	\$ 1,255	\$ 2,051,317	\$ 7,683	

FUND CATEGORY	APPROP FY 19/20	AMENDED FY 19/20	EXPENDED MAY	EXPENDED YR TO DATE	CURRENT ENCUMBER	UNENCUMB BALANCE	PERCENT REALIZED
GENERAL FUND (101)							
County Commission (51100)	\$ 332,332	\$ 75,280	\$ 15,317	\$ 273,709	\$ 36,375	\$ 97,528	67.15%
Beer Board (51220)	525	-	-	192	208	125	36.51%
County Mayor (51300)	197,422	(26)	17,633	175,593	1,782	20,022	88.95%
County Attorney (51400)	10,800	-	900	10,800	-	-	100.00%
Election Commission (51500)	251,354	-	30,859	228,983	4,418	17,954	91.10%
Register of Deeds (51600)	356,735	-	30,567	298,972	20,121	37,641	83.81%
Planning & Zoning (51720)	165,656	-	18,026	142,411	2,273	20,971	85.97%
County Buildings (51800)	1,407,929	-	82,048	920,357	104,775	382,797	65.37%
Other General Admin - IT (51900)	83,450	-	4,130	70,101	8,729	4,620	84.00%
Property Assessor (52300)	592,549	-	44,726	469,368	49,112	74,068	79.21%
County Trustee (52400)	346,685	-	25,534	305,237	1,803	39,646	88.04%
County Clerk (52500)	630,962	-	60,379	558,670	3,442	68,850	88.54%
Finance Dept. (52900)	745,161	1,381	64,314	659,471	4,920	82,152	88.34%
Local Taxes (40000)	1,026,570	-	92,453	901,327	5,244	119,999	87.80%
General Sessions (53300)	321,678	-	29,951	288,190	936	32,552	89.59%
Drug Court (53330)	102,700	-	9,660	92,534	-	10,167	90.10%
Chancery Court (53400)	240,405	-	20,578	213,139	1,590	25,675	88.66%
Juvenile Court (53500)	140,044	-	14,282	120,981	251	18,812	86.39%
Judicial Commissioners (53700)	173,407	-	17,281	136,920	36	36,452	78.96%
Other Admin of Justice (53900)	215,000	408,053	29,985	370,738	223,614	28,701	59.50%
Probation Service (53910)	159,144	-	16,040	129,394	1,017	28,733	81.31%
Sheriff's Dept. (54110)	4,305,500	59,271	466,543	3,696,241	261,955	406,575	84.68%
Admin. Of Sexual Offender (54160)	15,593	-	1,692	10,514	200	4,879	67.43%
Jail (54210)	3,314,055	(12,160)	248,097	2,504,117	125,397	672,381	75.84%
Reentry Program (54230) Grants	246,984	84,365	24,892	227,602	1,904	101,844	68.69%
Juvenile Service (54240)	142,500	-	10,093	87,425	31,094	23,981	61.35%
Civil Defense (54410)	166,877	949	14,254	142,606	9,698	15,522	84.97%
Rescue Squad (54420)	35,000	12,905	334	45,060	2,472	373	94.06%
Consolidated Communications(54490)	875,528	-	88,214	728,931	7,841	138,755	83.26%
County Coroner (54610)	37,000	3,450	2,939	38,698	5,811	(4,059)	95.67%
Other Public Safety (54710) Grants	30,592	4,825	-	24,896	-	10,521	70.29%
Local Health Center (55110)	33,450	2,700	1,253	21,027	1,982	13,141	58.16%
Rabies & Animal Ctrl. (55120)	250,799	644	16,721	212,125	7,625	31,693	84.36%
Other Local Health Serv (55190) Grant	261,000	-	9,614	76,212	7,662	177,125	29.20%
Appropriation to State (55390)	30,646	(2,700)	-	27,946	2,700	(2,700)	100.00%
General Welfare Assist.(55510)	17,775	-	-	17,775	-	-	100.00%
Litter Control (55731) (25%Grant)	100,183	-	8,807	82,045	1,517	16,621	81.90%
Other Waste Collections (55739)	44,047	-	4,636	38,803	679	4,565	88.09%
Other Public Health & Welfare (55900) Grant	21,848	2,434	-	21,856	-	2,426	90.01%
Senior Citizens Assistance (56300)	37,500	-	-	30,309	5,652	1,539	80.82%
Parks & Fair Board (56700)	41,711	-	1,402	30,808	3,181	7,722	73.86%
Agriculture Extension Serv.(57100)	111,316	-	1,151	81,714	930	28,672	73.41%
Soil Conservation (57500)	91,598	-	8,710	73,065	-	18,532	79.77%
Industrial Development (58120)	551,855	8,985	3,394	231,765	296,089	32,987	41.32%
Other Econ & Comm. Dev. (58190)	5,384,977	-	43,679	3,638,563	1,338,150	408,265	67.57%
Airport (58220)	-	395,582	-	213,179	-	182,403	
Veteran's Services (58300)	92,433	870	9,278	81,119	833	11,351	86.94%
Other Charges (58400)	952,613	-	7,041	851,730	557	100,325	89.41%
Capital Projects (91000)	350,000	43,084	1,254	276,964	56,649	59,472	70.46%
Total County General	\$ 25,043,887	\$ 1,089,894	\$ 1,598,657	\$ 19,880,182	\$ 2,641,226	\$ 3,612,373	76.07%
COURTHOUSE/JAIL MAINT. (112)							
Other Charges (58400)	\$ 2,150	\$ -	\$ 55	\$ 1,603	\$ -	\$ 547	74.55%
Transfers Out (99100)	210,000	-	-	-	-	210,000	0.00%
Total Courthouse/Jail Maintenance	\$ 212,150	\$ -	\$ 55	\$ 1,603	\$ -	\$ 210,547	0.76%

FUND CATEGORY	APPROP FY 19/20	AMENDED FY 19/20	EXPENDED MAY	EXPENDED YR TO DATE	CURRENT ENCUMBER	UNENCUMB BALANCE	PERCENT REALIZED
LIBRARY (115)							
Libraries (56500)	\$ 391,964	\$ 310	\$ 35,754	\$ 323,841	\$ 19,772	\$ 48,661	82.55%
Other Charges (58400)	44,386	-	851	36,821	222	7,342	82.96%
Capital Outlay (91000)	-	-	-	-	-	-	-
Operating Transfer (99110)	3,000	-	-	3,000	-	-	100.00%
Total Library	\$ 439,350	\$ 310	\$ 36,606	\$ 363,662	\$ 19,994	\$ 56,003	82.71%
SOLID WASTE (116)							
Sanitation Educ./Info. (55720)	\$ 3,200	\$ -	\$ -	\$ 2,577	\$ 375	\$ 248	80.54%
Convenience Centers (55732)	398,940	(21,610)	39,574	330,876	5,651	40,803	87.69%
Transfer Station (55733)	1,600,880	108,000	133,856	1,409,165	114,187	185,528	82.46%
Post closure Care Costs (55770)	13,500	-	381	6,952	3,084	3,464	51.50%
Other Charges (58400)	108,540	-	1,935	97,069	96	11,375	89.43%
Operating Transfers (99100)	48,803	-	-	48,803	-	-	100.00%
Total Solid Waste	\$ 2,173,863	\$ 86,390	\$ 175,745	\$ 1,895,443	\$ 123,393	\$ 241,417	83.86%
Local Purpose (Rural Fire 120)							
Fire Prevention & Control (54310)	\$ 625,000	\$ -	\$ 74,000	\$ 558,612	\$ 4,180	\$ 62,208	89.38%
Other Charges (58400)	11,600	-	122	11,150	-	450	96.12%
Total Local Purpose	\$ 636,600	\$ -	\$ 74,122	\$ 569,763	\$ 4,180	\$ 62,658	89.50%
Drug Control Fund (122)							
Drug Enforcement (54150)	\$ 77,000	\$ 91,876	\$ 1,395	\$ 70,405	\$ 7,213	\$ 91,258	41.69%
Other Charges (58400)	500	1,000	1	567	-	933	37.77%
Total Drug Control	\$ 77,500	\$ 92,876	\$ 1,397	\$ 70,972	\$ 7,213	\$ 92,192	41.66%
HIGHWAY (131)							
Administration (61000)	\$ 352,509	\$ 109,023	\$ 24,899	\$ 412,154	\$ 2,596	\$ 46,783	89.30%
Highway Maintenance (62000)	989,599	-	75,123	850,151	18,709	120,738	85.91%
Operations & Maintenance (63100)	399,690	-	49,644	246,098	54,645	98,947	61.57%
Quarry Operations (63400)	397,073	-	16,554	224,682	25,058	147,333	56.58%
Other Charges (65000)	248,907	-	6,350	196,637	3,228	49,042	79.00%
Capital Outlay (68000)	1,734,730	395,815	371,010	1,517,637	490,334	122,574	71.23%
Highways & Streets (82120)	15,807	-	-	15,807	-	0	100.00%
Highways & Streets (82220)	3,315	-	-	3,315	-	0	99.99%
Transfers Out (99100)	53,803	-	-	53,803	-	-	100.00%
Total Highway	\$ 4,195,434	\$ 504,838	\$ 543,579	\$ 3,520,284	\$ 594,570	\$ 585,418	74.90%
School General Fund (141)							
Instruction							
Regular Instruction (71100)	\$ 21,390,247	\$ 159,224	\$ 1,299,067	\$ 15,077,459	\$ 1,197,889	\$ 5,274,123	69.97%
Alternative School (71150)	268,778	(66,275)	16,685	152,243	459	49,801	75.18%
Special Education Program (71200)	3,598,466	69,244	283,077	2,713,943	37,304	916,463	74.00%
Vocational Education Program (71300)	1,355,018	-	117,867	1,025,857	4,386	324,776	75.71%
Student Body Education Prog (71400)	476,823	40,000	87,254	403,107	10,811	102,905	78.00%
Support							
Attendance (72110)	225,299	7,191	18,124	185,164	300	47,026	79.64%
Health Services (72120)	572,208	17,482	44,393	449,141	10,087	130,462	76.17%
Other Support Services (72130)	1,367,208	143,818	107,832	1,162,162	22,525	326,339	76.91%
Regular Instruction (72210)	1,465,391	10,366	106,407	1,072,220	2,372	401,164	72.66%
Special Educ Program (72220)	626,001	33,589	50,250	446,202	83,281	130,107	67.65%
Vocational Educ Prog (72230)	73,869	598	7,505	59,526	7,300	7,640	79.94%
Education Technology (72250)	1,024,480	5,845	81,454	814,359	143,549	72,417	79.04%
Board of Education (72310)	1,176,526	(21,975)	12,636	1,085,491	25,542	43,517	94.02%
Director of Schools (72320)	500,403	1,556	24,114	237,302	10,476	254,182	47.28%
Office of Principals (72410)	2,503,465	11,965	203,802	1,904,381	-	611,049	75.71%
Fiscal Services (72510)	11,561	-	11,561	11,561	-	-	100.00%

FUND CATEGORY	APPROP FY 19/20	AMENDED FY 19/20	EXPENDED MAY	EXPENDED YR TO DATE	CURRENT ENCUMBER	UNENCUMB BALANCE	PERCENT REALIZED
Human Resources (72520)	260,857	1,196	22,618	232,512	2,852	26,689	88.73%
Operation of Plant (72610)	3,540,122	18,187	251,534	2,832,666	61,885	663,758	79.61%
Maintenance of Plant (72620)	1,383,060	(28,060)	103,693	931,306	236,846	186,848	68.73%
Transportation (72710)	2,280,404	46,719	292,984	2,119,236	74,507	133,380	91.07%
Central & Other (72810)	109,255	23,550	7,926	73,854	-	58,952	55.61%
Non-Instructional							
Community Services (73300)	504,677	512,101	74,332	658,113	118,096	240,569	64.73%
Early Childhood Education (73400)	1,041,013	4,786	79,153	754,192	-	291,607	72.12%
Capital Outlay & Debt Service							
Capital Outlay (76100)	100,000	101,587	-	50,233	147,234	4,120	24.92%
Principal Debt Service (82130)	71,226	-	-	71,226	-	0	100.00%
Interest Debt Service (82230)	2,547	-	-	1,692	-	855	66.42%
Transfers Out (99100)	100,000	-	-	100,000	-	-	100.00%
Total School General Fund	\$ 46,028,904	\$ 1,092,693	\$ 3,304,270	\$ 34,625,149	\$ 2,197,700	\$ 10,298,748	73.48%
School Federal Projects Fund (142)							
Regular Instruction (71100)	\$ 1,138,337	\$ 69,468	\$ 117,780	\$ 921,108	\$ 2,136	\$ 284,562	76.26%
Special Education Program (71200)	918,088	74,753	83,861	717,699	39,048	236,094	72.29%
Vocational Education Program (71300)	124,000	5,027	39,938	127,288	1,739	0	98.65%
Health Services (72120)	-	-	-	-	-	-	-
Other Support Services (72130)	107,703	135,960	8,488	36,811	2,250	204,601	15.11%
Regular Instruction (72210)	241,784	198,229	8,134	260,244	2,925	176,844	59.14%
Special Educ Program (72220)	279,072	14,100	13,090	215,471	14,641	63,060	73.50%
Vocational Educ Prog (72230)	12,000	(3,753)	(1,443)	8,247	-	-	100.00%
Transportation (72710)	256,585	(3,243)	20,748	192,349	-	60,993	75.92%
Food Service (73100)	-	88	-	88	-	-	100.00%
Transfers Out (99100)	-	-	-	-	-	-	-
Total Federal Projects Fund	\$ 3,077,568	\$ 490,629	\$ 290,596	\$ 2,479,305	\$ 62,738	\$ 1,026,154	69.48%
Centralized Cafeteria Fund (143)							
Food Service (73100)	\$ 4,238,808	\$ 55,996	\$ 309,385	\$ 2,775,375	\$ 813,120	\$ 706,308	64.62%
Total Centralized Cafeteria	\$ 4,238,808	\$ 55,996	\$ 309,385	\$ 2,775,375	\$ 813,120	\$ 706,308	64.62%
General Debt Service (151)							
General Government Debt Service	\$ 6,941,037	\$ 39,623	\$ 2,405,769	\$ 6,917,103	\$ 1,150	\$ 62,407	99.09%
Total General Debt Service	\$ 6,941,037	\$ 39,623	\$ 2,405,769	\$ 6,917,103	\$ 1,150	\$ 62,407	99.09%
Education Debt Service (156)							
Educ Government Debt Service	\$ 3,536,086	\$ 111,631	\$ -	\$ 3,647,717	\$ -	\$ 0	100.00%
Total Education Debt Service	\$ 3,536,086	\$ 111,631	\$ -	\$ 3,647,717	\$ -	\$ 0	100.00%
School Capital Projects Fund (177)							
Education Capital Proj (91300)	43,930,732	-	1,706,859	29,051,044	13,477,711	1,401,978	66.13%
Total Capital Projects	\$ 43,930,732	\$ -	\$ 1,706,859	\$ 29,051,044	\$ 13,477,711	\$ 1,401,978	
Capital Projects Fund (178)							
Other Charges (58400)	\$ -	\$ 1,150	\$ 13	\$ 607	\$ -	\$ 543	
Public Safety Projects (91130)	-	5,431,162	55,998	3,924,545	1,309,360	197,257	
Other Gen Government Proj (91190)	-	-	-	-	-	-	
Highway & Street Capital Proj (91200)	-	-	-	-	-	-	
Total Capital Projects	\$ -	\$ 5,432,312	\$ 56,011	\$ 3,925,152	\$ 1,309,360	\$ 197,800	

Capital Project Funds 177 and 178
 Status 6/30/20

Communications Project

Budget \$ 1,369,944

Contract Sain Construction Co, Inc \$ (1,272,144)
 Miscellaneous Expense \$ (67,540)
 Miscellaneous Open Purchase Orders \$ (228)

Total To Date Obligated \$ (1,339,912)

Total Remaining still in progress \$ 30,032

Jail Project

Jail Fiscal Year 2019/20 BG \$ 154,053

Capital Budget \$ 16,715,874

\$ 16,869,927

Construction Various Contracts \$ (16,067,663)
 Miscellaneous Expense \$ (435,789)
 Miscellaneous Open Purchase Orders \$ (57,290)

Total To Date Obligated \$ (16,560,743)

Total Remaining still in progress \$ 309,184

Expected Change Orders 6/30/20 \$ (293,170)

\$ 16,014

TCAT Project

Budget \$ 7,990,000

Contract Boyce Ballard Construction LLC \$ (7,357,000)
 Miscellaneous Expense \$ (708,215)
 Miscellaneous Open Purchase Orders \$ (10,722)

Total To Date Obligated \$ (8,075,937)

Total Remaining still in progress \$ (85,937)

Middle Schools & Huntland Gym Projects

Budget \$ 47,976,071

Construction Contracts \$ (42,638,096)
 Miscellaneous Expense \$ (2,789,185)
 Miscellaneous Open Purchase Orders \$ (1,141,655)

Total To Date Obligated \$ (46,568,935)

Total Remaining still in progress \$ 1,407,136

Franklin County Jail Expansion Project - Current Change Orders

Contractor	Change Order Increase	Purpose of Change Order
Lu Fencing	\$ 6,565.00	Add Barb Wire to female rec area & Cantilever slide gate at new cutout by maintenance shop
Lawson Electric	\$ 1,067.00	Add strobe in Booking Admin - McKay
	\$ 2,450.00	Beacon additional AHJ Inspections 40 Hrs.
	\$ 42,600.00	Labor & Material to demo reinstall electrical security fire alarm, roof raise, reroute RTU circuit
	\$ 46,117.00	
Lovell's Masonry	\$ 16,843.00	Contract Extension - Due to job length (10% increase on remaining)
Stanley Convergent	\$ 65,000.00	Contract Extension - Due to job length
Security Solutions	\$ 64,350.00	Adding Additional Door Wiring - left off plans
c/o 3 - 9	\$ 2,870.00	Add 2 cameras, Dayroom 155 & 157
	\$ 870.00	Relocate Dayroom 150 & 158 Cameras
	\$ 1,300.00	Relocate Cameras Female Detox 109, 110, Male Isolation 104, 105 & 107, Male Detox 105
	\$ 380.00	Relocate Dayroom 159 Camera
	\$ 3,960.00	Add 4 intercoms, man gate 9 & man gate 10
	\$ 138,730.00	
Lee Adcock	\$ 19,821.45	7a - Install Framing & Drywall in Tower Area - Phase 1
Construction Co	\$ 19,821.46	7b - Install Framing & Drywall in Tower Area - Phase 2
	\$ 4,357.08	7c - Tie in of two areas Tower
	\$ 15,252.63	1 - Resurface 1,350 in place of Sealcoat, Mill Transition around H/C Islands & Sidewalks
	\$ 5,565.51	1 - Pour the existing recessed floor of the Sally Port
	\$ 5,600.64	3 - Furnish & Install Angle Framing of RTU Curbing and Panel
	\$ 14,494.66	1 - Additional Structural Steel Work
	\$ 84,913.43	
Total C/O Request	\$ 293,168.43	

Local Option Sales Tax Analysis & Comparison

May 2020 (Received in June)

County/City	Gross Franklin County Collections	State Admin Fee 1.125%	Net Franklin County Collections	County Revenue (Co 100%) (City 50%)	Cities Revenue is Less 1% Trustee Admin
**Franklin County	177,139.37	(1,992.82)	175,146.55	175,146.55	-
Winchester	392,463.15	(4,415.21)	388,047.94	194,023.97	192,083.73
Cowan	29,066.77	(327.00)	28,739.77	14,369.88	14,226.19
Decherd	267,327.68	(3,007.44)	264,320.24	132,160.12	130,838.52
Estill Springs	28,425.79	(319.79)	28,106.00	14,053.00	13,912.47
Huntland	18,701.41	(210.39)	18,491.02	9,245.51	9,153.05
Tullahoma	13,636.59	(153.41)	13,483.18	6,741.59	6,674.17
Monteagle - FC	257.19	(2.89)	254.30	127.15	125.88
Total	927,017.95	-10,428.95	916,589.00	546,406.85	367,014.01

Local Option Sales Tax Monthly Revenue Fiscal Comparison

May-19	510,826	*Note Franklin County received an additional \$539.07
May-20	546,407	
Over/Under	35,581	

Local Option Sales Tax Year to Date Revenue Fiscal Comparison

2018/19	5,436,174
2019/20	5,818,038
Over/Uner	381,864

2019/20 Sales Tax Appropriations

	Appropriation	Collected	% Collected	Balance to Collect
141 General Schools	4,892,328	4,856,863.67	99.28%	35,464
151 General Debt Service	1,030,000	961,174	93.32%	68,826

Fund 156 receives overages of collections from Fund 141

Finance Committee

July 7, 2020

The Finance Committee met in the Community room meeting was called to order by Mayor Alexander, Chairman at 6:00 p.m.

Members Present: Scottie Riddle, Carolyn Wiseman, David Eldridge, Stanley Bean, Luke McCurry and Mayor, David Alexander.

Other Present: Andrea Smith- Finance Director, Heather Morgan-Secretary, Cindy Latham – Accountant, William Anderson- Solid Waste, Tim Fuller- Sheriff Department, Kelli Riley- FCIDB, Sharon Byrum, Mayor’s Office, Brian Justice, Herald Chronicle, Ricky Tipps, WCDT; Angie Fuller- County Commissioner, Clei Jo Walker- Board of Education; Linda Jones- Board of Education; Lee Brannon- Community; Christine Hopkins- Board of Education; Tiffany Kennedy- CMSP, Shayla Willis- CMSP, Beth Taylor- CMSP; Will Taylor- CMSP; Shanae Williams- CMSP.

Matt Bobo gave an update on the Jail Construction Project. Capital Project funds was presented by Andrea Smith. The Jail had \$154,053 balance from the 2019/20 fiscal year which has been moved to help with the completion of the Jail. Matt Bobo presented the second page of the packet which is the change order and their purpose. There is two contract extensions in the change orders. He also shared with the Committee that most of the Change Orders are due to design flaw and planning. Matt Bobo does have the correspondences with OLG discussing the plans.

Andrea Smith gave an update on the Communications Project- The project is completed with the exception of the Fence. The post for the fence were being placed at the end of last week. Fuller stated that now they have communication with Sherwood 95% to 98% of the time and he commended Scott Smith on job well done.

Christine Hopkins- gave an update on the TCAT Project- She received a memo today that the Final Walk Through will be in the next couple of weeks. The project came under budget.

Stanley Bean- gave an update on Middle School Project and Huntland Gym Project. Huntland Gym project is complete. Middle Schools are on target to open on time. There is an open house planned for August 2 at this time.

1. **Motion** by Wiseman, second by Riddle to receive and file and send the June 7, 2020 minutes with a correction of Scottie Riddle name, to the full Commission. The vote resulted in all Ayes, motion carried.
2. Sales Tax Report, May 2020- was present by Andrea Smith. Revenue of Sales Tax is currently over \$381, 864 compared to last year. **Motion** by Riddle to receive and file second Bean. All Ayes, motion carried.
3. **Motion** by Riddle, second by Wiseman to receive and file and send the Trustee’s Interest Report May 2020; All Ayes, motion carried.
4. **Motion** by McCurry, second by Bean to receive and file and send the Finance Director’s Report for May 2020 to the full Commission. The vote resulted in all Ayes, motion carried.
5. **Motion** by McCurry, second by Bean to receive and file the County and School Insurance Certificates to the full Commission. The vote resulted in all Ayes, motion carried.
6. The 2020-2021 Budget was presented to the Committee. The Education Budget was presented again due to the State cutting BEP funds. The Education Budget was presented without a 1.6% raise to the classified employees and Step Bonus for the teachers with twenty-one to twenty five years. **Motion by Eldridge to approve the Budget Appropriation Resolution and the Tax Levy Resolution and send to the Full Commission; second by Riddle. Voice vote taken All Ayes. Motion Passed.**
7. **Motion** by Eldridge, second by Riddle to approve the Annual Deadstock Removal Contract SCTDD and send to full Commission. **Voice vote taken, All Ayes. Motion Passed.**

8. **Motion** by Eldridge, second by Bean to approve and send the Annual TDEC Landfill Permit Amendment to full Commission. The vote resulted in all Ayes, motion carried.
9. **Motion** by Bean, second by Riddle to approve and send the KMBS Copier Lease Dept. Educ. Elementary and CTE Dept. pending Board Approval. The vote resulted in all Ayes, motion carried.
10. **Motion** by Bean, second by McCurry to approve and send the Grant pre-application TDEC Recycle Equipment \$35K (State 70%/County 30%) presented by William Anderson. The vote resulted in all Ayes, motion carried.
11. **Motion** by Eldridge, second by Riddle to approve and send the Grant pre-application TDOT Airport Maintenance Grant \$15K (State 90%/UOS 10%). Mayor questioned about the benefits of the Winchester Municipal Airport to the County. The Committee was in agreement that it might be worth investigating the benefits. The vote resulted in all Ayes, motion carried.
12. **Motion** by Riddle, second by Wiseman to approve and send the Agreement between the School System of Franklin County, TN and Franklin County Sheriff's Department for Corrections Officer/Mowing Supervisor. The vote resulted in all Ayes, motion carried.
13. **Motion** by Riddle, second by Wiseman to Receive and File the Sheriff's Department report on Mechanic Savings. Since March there has been a \$32,481.22 savings. The vote resulted in all Ayes, motion carried.
14. **Motion** by Riddle, second by Wiseman to adjourn. All Ayes.

Respectfully submitted,

David Alexander, Chairman

DA/hm

Franklin County Board of Commissioners

Legislative Committee

Minutes July 9, 2020

The Legislative Committee met in Large Community Room at the Franklin County Annex Building and was called to order at 6:00 p.m. Chairman, David Eldridge.

MEMBERS PRESENT: Johnny Hughes, David Eldridge, Chuck Stines, and Carolyn Wiseman

OTHERS PRESENT: Secretary Heather Morgan and Ricky Tipps WCDDT

- 1. Motion made by Stines to approve minutes of June 4, 2020 meeting, second by Wiseman. All Ayes.**
- 2. Motion made by Wiseman, Second by Stines to Receive and File Letter from the Audit Committee and the Minutes from the Audit Committee Meeting. All Ayes.**
- 3. Stines made the motion to send eighteen (18) notary applications to full commission, second by Hughes. All Ayes.**
- 4. Motion by Stines to adjourn at 6:10 p.m., second by Hughes; all ayes.**

Respectfully submitted,

David Eldridge, Chairman

Date Approved: _____

DE/hm

The Quarterly Financial Reports for all Funds
Can't be Complete for the County Commission Meeting. Our
close of the Financial Books has taken place after the
Board of Education, Highway Commission, Legislative
Committee, Finance Committee deadline for submittal to
this County Commission meeting.

Andrea L. Smith, Finance Director

**CHANCERY COURT
SUMMARY OF QUARTERLY REPORTS
FOURTH QUARTER 2019-2020**

Franklin County

24000 (Litigation Tax, Delinquent Taxes, Officer Costs, Data)	\$ 214,862.84
29900 (Fees and Commissions)	62,070.28
TOTAL	\$ <u>276,933.12</u>

This 2nd day of July, 2020.



Tappy Bailey
Clerk & Master

Franklin County Chancery Court
 Annual Financial Report
 For The Year Ended June 30, 2020

Acct #	Description	Beginning Balance	Adjustments	Receipts	Disbursements	Commission Transfers	Ending Balance
Fund: 905 Clerk And Master							
23000	Due To State Of Tennessee	0.00	-82.50	8,015.00	-7,397.05	-535.45	0.00
23111	Litigation Tax	0.00	-82.50	8,015.00	-7,397.05	-535.45	0.00
Totals:							
24000	Due To County Trustee	0.00	-47.50	7,980.00	-7,397.05	-535.45	0.00
24140	Litigation Tax - General	0.00	-100.00	16,800.00	-15,572.73	-1,127.27	0.00
24150	Litigation Tax - Special Purpose	0.00	1,182.32	507,552.28	-483,297.88	-25,436.72	0.00
24160	Delinquent Taxes	0.00	-84.00	420.00	-319.20	-16.80	0.00
24360	Officers Costs	0.00	950.82	532,752.28	-506,586.86	-27,116.24	0.00
Totals:							
26000	Due To Litigants, Heirs And Others	366,001.88	-939.05	240,876.40	-329,186.95	0.00	276,752.28
26100	Court Funds And Costs	0.00	0.00	126.00	-126.00	0.00	0.00
26200	Officers' Costs - Non-County	0.00	86.16	9,384.63	-9,470.79	0.00	0.00
26300	Alimony/child Support	118.00	0.00	2,950.00	-3,068.00	0.00	0.00
26310	Publications	196,877.11	-47,235.79	3,559.83	0.00	0.00	153,301.15
26400	Deposits	0.00	84.00	41,067.03	-39,093.43	-2,057.60	0.00
26510	Attorney Fees - Delinquent Tax	563,096.99	-48,004.68	297,963.89	-380,945.17	-2,057.60	430,053.43
Totals:							
28000	Other Credits	0.00	2,071.13	122,987.29	-154,592.71	29,709.29	175.00
29900	Fee/commission Account	0.00	2,071.13	122,987.29	-154,592.71	29,709.29	175.00
Totals:							
Fund Totals:		563,096.99	-45,065.23	961,718.46	-1,049,521.79	0.00	\$430,228.43

Franklin County Chancery Court
Annual Financial Report
For The Year Ended June 30, 2020

Summary of Assets:

Cash In Bank	\$366,119.88	\$276,752.28
Cash On Hand	\$0.00	\$175.00
Investments	\$196,977.11	\$153,301.15
Totals:	\$563,096.99	\$430,228.43

This report is submitted in accordance with requirements of Section 5-8-505 and/or 67-5-1902, Tennessee Code Annotated, and to the best of my knowledge and belief accurately reflects transactions of this office for the year ended June 30, 2020.

Tappy Bailey
(Signature)

Clerk & Master
(Title)

7/13/2020
(Date)

Franklin County Juvenile Court
 Annual Financial Report
 For The Year Ended June 30, 2020

Acct #	Description	Beginning Balance	Adjustments	Receipts	Disbursements	Commission Transfers	Ending Balance
Fund: 906 Juvenile Court Clerk							
23000 Due To State Of Tennessee							
23220	Game And Fish Fines And Costs	0.00	0.00	27.00	-27.00	0.00	0.00
23300	Secretary Of State - Notary Commissions	0.00	0.00	160.00	-160.00	0.00	0.00
23900	Other Funds Due State	0.00	0.00	500.00	-475.00	-25.00	0.00
	Totals:	0.00	0.00	687.00	-662.00	-25.00	0.00
24000 Due To County Trustee							
24310	County Fines	0.00	0.00	443.00	-420.85	-22.15	0.00
24320	Juvenile Fines	0.00	0.00	250.00	-237.50	-12.50	0.00
24360	Officers Costs	0.00	-350.00	4,852.00	-4,276.90	-225.10	0.00
	Totals:	0.00	-350.00	5,545.00	-4,935.25	-259.75	0.00
26000 Due To Litigants, Heirs And Others							
26100	Court Funds And Costs	19,704.75	-7,697.71	20,048.82	-19,463.46	-50.88	12,541.52
26200	Officers' Costs - Non-County	0.00	42.00	504.00	-546.00	0.00	0.00
26300	Alimony/Child Support	0.00	1,637.00	40,487.76	-42,124.76	0.00	0.00
	Totals:	19,704.75	-6,018.71	61,040.58	-62,134.22	-50.88	12,541.52
28000 Other Credits							
29900	Fee/Commission Account	100.00	-850.00	35,485.54	-34,971.17	335.63	100.00
	Totals:	100.00	-850.00	35,485.54	-34,971.17	335.63	100.00
	Fund Totals:	19,804.75	-7,218.71	102,758.12	-102,702.64	0.00	\$12,641.52

Franklin County Juvenile Court
Annual Financial Report
For The Year Ended June 30, 2020

Summary of Assets:

Cash In Bank	\$1,000.00	\$1,000.00
Cash On Hand	\$100.00	\$100.00
Investments	\$18,704.75	\$11,541.52
Totals:	\$19,804.75	\$12,641.52

This report is submitted in accordance with requirements of Section 5-8-505 and/or 67-5-1902, Tennessee Code Annotated, and to the best of my knowledge and belief accurately reflects transactions of this office for the year ended June 30, 2020.


(Signature)

Circuit Court Clerk
(Title)

7/1/20
(Date)

Franklin County Circuit Court
 Annual Financial Report
 For The Year Ended June 30, 2020

Acct #	Description	Beginning Balance	Adjustments	Receipts	Disbursements	Commission Transfers	Ending Balance
Fund: 902 Circuit Court Clerk							
23000	Due To State Of Tennessee						
23111	Litigation Tax	0.00	-117.00	34,322.62	-32,345.66	-1,859.96	0.00
23180	Criminal Injuries Compensation Tax	0.00	-103.25	4,021.00	-3,802.75	-115.00	0.00
23400	Department Of Safety	0.00	0.00	1,435.81	-1,363.97	-71.84	0.00
23600	Tenn Bureau Of Investigation	0.00	0.00	524.75	-503.49	-21.26	0.00
23900	Other Funds Due State	20.00	-17.50	3,737.00	-3,553.47	-186.03	0.00
	Totals:	20.00	-237.75	44,041.18	-41,569.34	-2,254.09	0.00
24000	Due To County Trustee						
24140	Litigation Tax - General	0.00	-274.75	23,217.93	-21,394.50	-1,548.68	0.00
24310	County Fines	0.00	0.00	2,362.50	-2,244.35	-118.15	0.00
24330	Drug Fines	0.00	0.00	30.75	-29.21	-1.54	0.00
24360	Officers Costs	0.00	-104.38	17,318.53	-16,354.39	-859.76	0.00
24370	Jail Fees	0.00	0.00	5,584.24	-5,305.02	-279.22	0.00
24380	District Attorney General Fees	0.00	66.75	437.25	-478.79	-25.21	0.00
24490	Other Collections	0.00	-21.00	4,309.50	-4,152.45	-136.05	0.00
	Totals:	0.00	-333.38	53,260.70	-49,958.71	-2,968.61	0.00
25000	Due To Cities						
25210	City Fines	0.00	0.00	6,471.50	-6,147.89	-323.61	0.00
25220	Drug Fines	0.00	0.00	2,818.00	-2,677.03	-140.97	0.00
25230	Officers Costs	0.00	0.00	2,028.75	-1,927.27	-101.48	0.00
	Totals:	0.00	0.00	11,318.25	-10,752.19	-566.06	0.00
26000	Due To Litigants, Heirs And Others						
26100	Court Funds And Costs	960,692.01	-9,710.37	676,263.08	-547,048.02	-455.44	1,079,741.26
26200	Officers' Costs - Non-County	0.00	0.00	204.00	-204.00	0.00	0.00
26300	Alimony/child Support	0.00	590.00	27,907.35	-28,497.35	0.00	0.00
26700	Cash Bonds	500.00	-500.00	10,000.00	-10,000.00	0.00	0.00
	Totals:	961,192.01	-9,620.37	714,374.43	-585,749.37	-455.44	1,079,741.26
28000	Other Credits						
29900	Fee/commission Account	250.00	-650.17	168,647.65	-174,241.68	6,244.20	250.00
	Totals:	250.00	-650.17	168,647.65	-174,241.68	6,244.20	250.00
	Fund Totals:	961,462.01	-10,841.67	991,642.21	-862,271.29	0.00	\$1,079,991.26

Franklin County Circuit Court
Annual Financial Report
For The Year Ended June 30, 2020

Summary of Assets:

Cash In Bank	\$3,904.54	\$3,384.54
Cash On Hand	\$250.00	\$250.00
Investments	\$957,307.47	\$1,076,356.72
Totals:	\$961,462.01	\$1,079,991.26

This report is submitted in accordance with requirements of Section 5-8-505 and/or 67-5-1902, Tennessee Code Annotated, and to the best of my knowledge and belief accurately reflects transactions of this office for the year ended June 30, 2020.

Robert Duggan
(Signature)

Circuit Court Clerk
(Title)

7/1/20
(Date)

Franklin Co General Sessions Court
 Annual Financial Report
 For The Year Ended June 30, 2020

Acct #	Description	Beginning Balance	Adjustments	Receipts	Disbursements	Commission Transfers	Ending Balance
Fund: 904 General Sessions Court Clerk							
23000 Due To State Of Tennessee							
23111	Litigation Tax	0.00	13,492.27	183,587.60	-186,597.54	-10,482.33	0.00
23180	Criminal Injuries Compensation Tax	0.00	2,071.25	20,352.25	-21,754.50	-669.00	0.00
23220	Game And Fish Fines And Costs	0.00	861.00	4,052.00	-4,642.25	-270.75	0.00
23300	Secretary Of State - Notary Commissions	0.00	0.00	296.00	-296.00	0.00	0.00
23400	Department Of Safety	0.00	3,860.52	51,746.32	-53,036.35	-2,570.49	0.00
23600	Tenn Bureau Of Investigation	0.00	367.21	4,350.50	-4,500.59	-217.12	0.00
23700	Alcoholic Beverage Commission	0.00	0.00	0.50	-0.47	-0.03	0.00
23800	Motor Vehicle Enforcement	0.00	1.90	141.00	-135.85	-7.05	0.00
23900	Other Funds Due State	94.75	2,746.57	36,604.90	-37,608.51	-1,829.71	8.00
Totals:		94.75	23,400.72	301,131.07	-308,572.06	-16,046.48	8.00
24000 Due To County Trustee							
24140	Litigation Tax - General	0.00	36,844.61	371,211.71	-383,105.95	-24,950.37	0.00
24310	County Fines	0.00	1,405.33	15,896.75	-16,490.99	-811.09	0.00
24330	Drug Fines	0.00	170.99	17,082.05	-16,399.85	-853.19	0.00
24340	County Game And Fish Fines	0.00	125.75	2,732.50	-2,587.50	-270.75	0.00
24360	Officers Costs	0.00	7,411.70	67,184.48	-71,226.04	-3,370.14	0.00
24370	Jail Fees	0.00	1,489.17	11,462.17	-12,372.46	-578.88	0.00
24380	District Attorney General Fees	0.00	109.72	4,739.75	-4,613.20	-236.27	0.00
24490	Other Collections	0.00	3,629.81	44,291.26	-46,796.00	-1,125.07	0.00
Totals:		0.00	51,187.08	534,600.67	-553,591.99	-32,195.76	0.00
25000 Due To Cities							
25210	City Fines	0.00	2,203.62	24,416.00	-25,396.74	-1,222.88	0.00
25220	Drug Fines	0.00	441.25	11,259.25	-11,138.01	-562.49	0.00
25230	Officers Costs	0.00	1,958.34	25,307.35	-25,996.20	-1,269.49	0.00
Totals:		0.00	4,603.21	60,982.60	-62,530.95	-3,054.86	0.00
26000 Due To Litigants, Heirs And Others							
26100	Court Funds And Costs	34,670.68	6,901.28	696,292.20	-727,318.23	0.00	10,545.93
26200	Officers' Costs - Non-County	0.00	143.00	4,913.50	-5,056.50	0.00	0.00
26700	Cash Bonds	7,000.00	-5,472.50	29,800.00	-17,727.50	0.00	13,600.00
Totals:		41,670.68	1,571.78	731,005.70	-750,102.23	0.00	24,145.93
28000 Other Credits							
29900	Fee/Commission Account	250.00	24,333.02	225,437.98	-296,025.87	46,254.87	250.00
29910	Commission Transfers	0.00	0.00	0.00	-5,042.23	5,042.23	0.00
Totals:		250.00	24,333.02	225,437.98	-301,068.10	51,297.10	250.00

Franklin Co General Sessions Court
Annual Financial Report
For The Year Ended June 30, 2020

Fund Totals:	42,015.43	105,095.81	1,853,158.02	-1,975,865.33	0.00	\$24,403.93
---------------------	-----------	------------	--------------	---------------	------	-------------

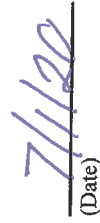
Summary of Assets:

Cash In Bank	\$39,728.13	\$22,083.01
Cash On Hand	\$250.00	\$250.00
Investments	\$2,037.30	\$2,070.92
Totals:	\$42,015.43	\$24,403.93

This report is submitted in accordance with requirements of Section 5-8-505 and/or 67-5-1902, Tennessee Code Annotated, and to the best of my knowledge and belief accurately reflects transactions of this office for the year ended June 30, 2020.


(Signature)


(Title)


(Date)

FRANKLIN COUNTY CLERK
GENERAL LEDGER - FINANCIAL REPORT
YEAR FORMAT

FISCAL YEAR 2020 - PERIOD ENDING 06/30/2020

ACCT	DESCRIPTION	BEGINNING BALANCE	GENERAL	RECEIPTS	DISBURSEMENTS	COMMISSIONS	TRANSFERS IN	TRANSFERS OUT	ENDING BALANCE
21000	CURRENT LIABILITIES								
21420	ESCROW	.00	.00	.00	.00	.00	.00	.00	.00
	*** SUB-TOTAL ***	.00	.00	.00	.00	.00	.00	.00	.00
22000	OTHER LIABILITIES								
22100	BUSINESS TAX REV/GROSS RECEIPT	.00	.00	.00	.00	.00	.00	.00	.00
22101	BUSINESS TAX INTEREST	.00	.00	.00	.00	.00	.00	.00	.00
22102	BUSINESS TAX PENALTY	.00	.00	.00	.00	.00	.00	.00	.00
22103	BUSINESS TAX ADJUSTMENTS	.00	.00	.00	.00	.00	.00	.00	.00
22500	BUSINESS TAX - STATE GROSS	.00	.00	.00	.00	.00	.00	.00	.00
22501	BUSINESS TAX - STATE INTEREST	.00	.00	.00	.00	.00	.00	.00	.00
22502	BUSINESS TAX - STATE PENALTY	.00	.00	.00	.00	.00	.00	.00	.00
22503	BUSINESS TAX - STATE ADJUSTS	.00	.00	.00	.00	.00	.00	.00	.00
	*** SUB-TOTAL ***	.00	.00	.00	.00	.00	.00	.00	.00
23000	DUE TO STATE OF TENNESSEE								
23110	BUSINESS TAX DUE STATE	.00	.00	.00	.00	.00	.00	.00	.00
23111	LITIGATION TAX - STATE	.00	.00	.00	.00	.00	.00	.00	.00
23130	STATE SALES TAX - AUTO	.00	1,350,121.63	1,276,220.00	73,901.63	.00	.00	.00	.00
23131	LOCAL SALES TAX - AUTO	.00	90,684.96	85,715.55	4,969.41	.00	.00	.00	.00
23132	STATE SALES TAX - BOAT	.00	183,050.59	173,844.01	9,206.58	.00	.00	.00	.00
23133	LOCAL SALES TAX - BOAT	.00	11,684.19	11,092.94	591.85	.00	.00	.00	.00
23134	AUTO-STATE SINGLE ARTICLE	.00	59,042.67	55,778.09	3,264.58	.00	.00	.00	.00
23135	BOAT-STATE SINGLE ARTICLE	.00	7,292.46	6,921.64	370.82	.00	.00	.00	.00
23145	MFG HOME INSTALLATION PERMITS	.00	1,295.00	1,295.00	.00	.00	.00	.00	.00
23150	MARRIAGE LICENSE/STATE	.00	3,945.00	3,747.75	197.25	.00	.00	.00	.00
23151	STATE PREMARITAL TRAINING	.00	12,360.00	12,360.00	.00	.00	.00	.00	.00
23160	MVD - STATE REGISTRATIONS	.00	476,404.72	476,404.72	.00	.00	.00	.00	.00
23163	EVS NOTICE STATE	.00	4,750.00	4,750.00	.00	.00	.00	.00	.00
23165	MVD RENEWALS	.00	1,169,504.63	1,169,504.63	.00	.00	.00	.00	.00
23168	Electric Vehicle Fee	.00	875.00	875.00	.00	.00	.00	.00	.00
23170	MVD - TITLE APPL - STATE	.00	124,178.00	124,178.00	.00	.00	.00	.00	.00
23171	REPLACE TITLES/NOTING OF LIEN	.00	.00	.00	.00	.00	.00	.00	.00
23175	RETIREMENT	.00	.00	.00	.00	.00	.00	.00	.00
23300	NOTARY COMMISSIONS	-35.00	.00	652.00	652.00	.00	.00	.00	-35.00
23405	GUN PERMIT - SAFETY	.00	.00	.00	.00	.00	.00	.00	.00
	*** SUB-TOTAL ***	-35.00	3,495,840.85	3,403,338.73	92,502.12	.00	.00	.00	-35.00
24000	DUE TO COUNTY TRUSTEE								
24110	BUSINESS TAX DUE COUNTY	.00	.00	.00	.00	.00	.00	.00	.00
24140	LITIGATION TAX-GENERAL COUNTY	.00	.00	.00	.00	.00	.00	.00	.00
24150	LITIGATION TAX-SPECIAL PURPOSE	.00	.00	.00	.00	.00	.00	.00	.00
24210	MARRIAGE LICENSE - COUNTY	.00	2,630.00	2,483.50	131.50	.00	.00	.00	.00
24221	BEER ANNUAL RENEWALS	.00	2,775.01	2,636.26	138.75	.00	.00	.00	.00
24295	Racetrack License Fee	.00	.00	.00	.00	.00	.00	.00	.00
24296	Racetrack Renewal Fee	.00	.00	.00	.00	.00	.00	.00	.00

FRANKLIN COUNTY CLERK
GENERAL LEDGER - FINANCIAL REPORT
YEAR FORMAT

FISCAL YEAR 2020 - PERIOD ENDING 06/30/2020

ACCT DESCRIPTION	BEGINNING BALANCE	GENERAL	RECEIPTS	DISBURSEMENTS	COMMISSIONS	TRANSFERS IN	TRANSFERS OUT	ENDING BALANCE
24310 REALTY PROGRAM	.00	.00	.00	.00	.00	.00	.00	.00
24320 JUVENILE FINES	.00	.00	.00	.00	.00	.00	.00	.00
24480 OTHER COUNTY COLLECTIONS	.00	.00	.00	.00	.00	.00	.00	.00
24492 HELPING SCHOOLS	.00	.00	338.60	338.60	.00	.00	.00	.00
*** SUB-TOTAL ***	.00	.00	5,743.61	5,473.36	270.25	.00	.00	.00
26000 DUE TO LITIGANTS, HEIRS, & OTHERS	.00	.00	.00	.00	.00	.00	.00	.00
26010 ML Specialty Certificate	.00	.00	.00	.00	.00	.00	.00	.00
26300 CHILD SUPPORT DUE FAMILIES	.00	.00	.00	.00	.00	.00	.00	.00
26301 JUVENILE RESTITUTION/PROCESS	.00	.00	.00	.00	.00	.00	.00	.00
26303 INVESTMENTS(HEIRS,LITIG OTHER)	.00	.00	.00	.00	.00	.00	.00	.00
26310 PUBLICATIONS	.00	.00	.00	.00	.00	.00	.00	.00
26311 REFUNDS	.00	.00	8,817.33	8,817.33	.00	.00	.00	.00
26312	.00	.00	.00	.00	.00	.00	.00	.00
26315 CONTRIBUTIONS - ORGAN DONOR PR	.00	.00	1,360.34	1,360.34	.00	.00	.00	.00
26401 CREDIT CARD FEES - BIS	.00	.00	8,617.00	8,617.00	.00	.00	.00	.00
26405 CREDIT CARD - BANK	.00	.00	16,552.93	16,552.93	.00	.00	.00	.00
*** SUB-TOTAL ***	.00	.00	35,347.60	35,347.60	.00	.00	.00	.00
29900 FEE & COMMISSION ACCOUNT	-1,433.00	-01	227,385.84	380,684.30	-82,772.37	-60,487.09	.00	-1,404.01
29901 CLERK'S FEES/COMMISSIONS	.00	.00	2,951.00	2,951.00	.00	.00	.00	.00
29902 COMPUTER FEES	.00	.00	.00	8,982.15	.00	-8,982.15	.00	.00
29902 DATA PROCESSING FEES	.00	.00	.00	.00	.00	.00	.00	.00
29955 EIVS NOTICE COUNTY	.00	.00	950.00	160,336	.00	3,657.36	.00	.00
*** SUB-TOTAL ***	-1,433.00	-01	231,296.84	397,218.81	-82,772.37	-73,120.60	.00	-1,404.01
*** TOTAL ***	-1,468.00	-01	3,768,228.90	3,841,378.50	.00	-73,120.60	.00	-1,439.01

FRANKLIN COUNTY CLERK
GENERAL LEDGER - FINANCIAL REPORT
YEAR FORMAT

FISCAL YEAR 2020 - PERIOD ENDING 06/30/2020

ACCT DESCRIPTION	BEGINNING BALANCE	GENERAL	RECEIPTS	DISBURSEMENTS	COMMISSIONS	TRANSFERS IN	TRANSFERS OUT	ENDING BALANCE
SUMMARY OF ASSETS:								
CASH ON HAND	1,275.00							1,275.00
CITIZENS COMMUNITY BANK	35.00							35.00
CREDIT CARDS	.00							.00
RETURN CK RECEIVABLE	158.00							129.00
TITLE GIFT VOUCHER	.00							.00
RENEWAL GIFT VOUCHER	.00							.00
*** TOTAL ***	1,468.00							1,439.01

THIS REPORT IS SUBMITTED IN ACCORDANCE WITH REQUIREMENTS OF SECTION 5-8-505, AND/OR 67-5-1902, TENNESSEE CODE ANNOTATED, AND TO THE BEST OF MY KNOWLEDGE AND BELIEF ACCURATELY REFLECTS TRANSACTIONS OF THIS OFFICE FOR THE PERIOD ENDING JUNE 30, 2020.

Phillip Custer by Anna Sanders
(Signature) July 7, 2020
(Date)

(Title)

This report is to be filed with the County Executive and County Clerk.

FRANKLIN COUNTY PLANNING & ZONING DEPARTMENT

NO. 1 SOUTH JEFFERSON STREET, COURTHOUSE BASEMENT ROOM 109
WINCHESTER, TENNESSEE 37398

QUARTERLY REPORT

FOR THE FOURTH QUARTER OF FISCAL YEAR 2019 - 2020

	April	May	June
PERMITTED TAXABLE ESTIMATED PROPERTY IMPROVEMENT	\$2,129,100.00	\$3,966,950.00	\$4,646,300.00
TOTAL FEES COLLECTED	\$2625.00	\$9780.00	\$9790.00
RESIDENTIAL # OF PERMITS	5	23	24
\$ OF PERMITS	\$2000.00	\$7700.00	\$8100.00
COMMERCIAL # OF PERMITS	0	1	0
\$ OF PERMITS	\$00.00	\$400.00	\$00.00
INDUSTRIAL # OF PERMITS	0	0	0
\$ OF PERMITS	\$00.00	\$00.00	\$00.00
ADDITIONS, MISC. # OF PERMITS	8	17	17
\$ OF PERMITS	\$500.00	\$575.00	\$875.00
CASES # OF CASES	5	11	10
\$ OF CASES	\$125.00	\$1105.00	\$815.00

F.C. BOARD OF ZONING APPEALS MET: April 16, 2020 – No Meeting
May 21, 2020 at 6:00PM
June 18, 2020 at 6:00PM

F.C. REGIONAL PLANNING COMMISSION MET: April 28, 2020 – No Meeting
May 26, 2020 at 6:00PM
June 30, 2020 at 6:00PM



Janet Petrunich

Director/Building Commissioner

Franklin County REC/PAV Dept.

4th Quarter Report FY 2019-2020

- Dry Creek Beach and Recreation Center is one of the finest in our middle TN region. We have people from all over the middle TN coming to our beach to enjoy our magnificent facilities. We have had many rentals lately of the for-rent pavilions and I have received many great compliments from the public. The state funded 20X24 pavilion has been finished and looks amazing. Dry Creek Rec Center is truly a gift to the citizens of Franklin County to have such a nice place to go and take their families and friends for fellowship and recreation. Come visit us!!
- Farmers' Market Pavilion continues to thrive with little to no issues.
- The STMC Pavilion continues to have sprinkler problems. Hopefully in the 2021-2022 budget there will be funds available to help replace and update this system.

Very Respectfully,

William Anderson

FC REC/PAV Director: William Anderson

Franklin County , Tennessee
Office Of The Register Of Deeds
Financial Report
For The Period Of 04/01/2020 - 06/30/2020

Account Description	Beginning Balance	Adjustments	Receipts	Transfers In	Disbursements	Transfers Out	Commission Transfers	Ending Balance
MORTGAGE TAX	0.00	0.00	127138.09	0.00	124086.76	0.00	3051.33	0.00
CONVEYANCE TAX	0.00	0.00	253656.10	0.00	247568.37	0.00	6087.73	0.00
DP FEES	0.00	0.00	4438.00	0.00	4438.00	0.00	0.00	0.00
REGISTER'S FEES	0.00	0.00	993.00	0.00	993.00	0.00	0.00	0.00
RECORDING FEES	-974.00	-12.21	58516.50	0.00	67489.77	0.00	-9139.06	-1152.00
LATE FEES	0.00	0.00	0.00	0.00	0.00	0.00	0.00	0.00
MISCELLANEOUS FEES	0.00	0.00	69.00	0.00	69.00	0.00	0.00	0.00
REFUNDS	0.00	0.00	0.00	0.00	0.00	0.00	0.00	0.00
OVER/SHORT	0.00	-5.00	60.52	0.00	65.52	0.00	0.00	0.00
ESCROW	-1242.45	0.00	414.82	0.00	544.52	0.00	0.00	-1112.75
CR/DB CARD FEES	0.00	0.00	27.98	0.00	27.98	0.00	0.00	0.00
TOTALS:	-2216.45	-17.21	445314.01	0.00	445282.92	0.00	0.00	-2264.75
SUMMARY OF ASSETS:								
CASH ON HAND	850.00							850.00
CASH IN BANK	1242.45							1112.75
ACCOUNTS RECEIVABLE	124.00							302.00
TOTALS:	2216.45							2264.75

This report is submitted in accordance with requirements of Sections 5-8-505 and /or 67-5-1902, as amended, Tennessee Code Annotated, and to the best of my knowledge, information and belief accurately reflect transactions of this office for the period 04/01/2020 through 06/30/2020.

Dennis Marshall 5-9-2020
Register of Deeds Date

Franklin County , Tennessee
Office Of The Register Of Deeds
Annual Financial Report
For The Period Of 07/01/2019 - 06/30/2020

Account Description	Beginning Balance	Adjustments	Receipts	Transfers In	Disbursements	Transfers Out	Commission Transfers	Ending Balance
MORTGAGE TAX	0.00	-27450.06	457132.76	0.00	472952.72	0.00	11630.10	0.00
CONVEYANCE TAX	0.00	-59765.41	947702.58	0.00	983288.85	0.00	24179.14	0.00
DP FEES	0.00	0.00	16914.00	0.00	16914.00	0.00	0.00	0.00
REGISTER'S FEES	0.00	-110.95	3524.00	0.00	3634.95	0.00	0.00	0.00
RECORDING FEES	-1002.00	-222.91	207822.00	0.00	243710.15	0.00	-35815.24	-1152.00
LATE FEES	0.00	0.00	250.00	0.00	244.00	0.00	6.00	0.00
MISCELLANEOUS FEES	0.00	0.00	496.50	0.00	496.50	0.00	0.00	0.00
REFUNDS	0.00	-232.25	308.85	0.00	541.10	0.00	0.00	0.00
OVER/SHORT	0.00	-5.00	276.22	0.00	281.22	0.00	0.00	0.00
ESCROW	-804.61	0.00	2365.60	0.00	2057.46	0.00	0.00	-1112.75
CR/DB CARD FEES	0.00	0.00	148.20	0.00	148.20	0.00	0.00	0.00
TOTALS:	-1806.61	-87786.58	1636940.71	0.00	1724269.15	0.00	0.00	-2264.75
SUMMARY OF ASSETS:								
CASH ON HAND	850.00							850.00
CASH IN BANK	804.61							1112.75
ACCOUNTS RECEIVABLE	152.00							302.00
TOTALS:	1806.61							2264.75

This report is submitted in accordance with requirements of Sections 5-8-505 and /or 67-5-1902, as amended, Tennessee Code Annotated, and to the best of my knowledge, information and belief accurately reflect transactions of this office for the period 07/01/2019 through 06/30/2020.

Debbie Marshall 5-9-2020
Date

Register of Deeds

FRANKLIN COUNTY SHERIFFS OFFICE
April, May, June 2020
4th QUARTER FISCAL YEAR 2019-2020

Total number of persons arrested (FCSO only) 350

Total persons arrested and brought in from other departments 207

Prisoner days served (General Sessions Sentences) 2,295

Prisoner days served (State prisoners serving jail time in our facility) 1,793

Total Inmates housed this quarter 11,116

Number of miles patrolled 75,186

Number of man-hours worked (deputies) 7,095.25

State & Criminal Warrants Served 1,000

Total Attempts to Serve 1,365

Total Activity 9,301

Out of County Trips Made 158

Total Number of Funerals Escorted 46

Traffic Accidents with Injuries 50

Traffic Accidents without Injuries 74

Business, Church, and School Areas Checked 3,568

Traffic Enforcement 618

DUI Arrest 7

Drug Cases 26

Criminal Cases Investigated 75

Criminal Cases Cleared 51

Violent Crimes (murder, rape, agg. Assault, armed robbery, agg. Burglary, etc.)13

Cash received for serving papers, offense & accident reports \$2,230.80

Franklin County, Tennessee
Sheriff

Annual Financial Report
For the Year Ended June 2020

	Beginning Balance	Receipts	Disbursements	Ending Balance
Telephone Commissions	\$ -	\$ 75,215.91	\$ 75,215.91	\$ -
Other Permits	-	44,495.75	44,495.75	-
Commissary Sales	-	10,407.23	10,407.23	-
Sale of Equipment	-	91,073.12	91,073.12	-
Social Security	-	3,058.00	3,058.00	-
Bonds/Purge	-	47,877.73	47,877.73	-
Miscellaneous Refunds	-	130,714.51	130,714.51	-
Sheriff Fees	221.50	14,739.73	14,758.69	202.54
Other		53,669.50	53,669.50	-
Confidential Transactions	5,364.87	5,000.00	7,475.00	2,889.87
Total	\$ 5,586.37	\$ 476,251.48	\$ 478,745.44	\$ 3,092.41

Cash on Hand	\$ 1,684.56	\$ 209.56
Cash in Bank	3,901.81	2,882.85
Total	\$ 5,586.37	\$ 3,092.41

This report is submitted in accordance with the requirements of Section 5-8-505 and or 67-5-1902, TCA, and to the best of my knowledge and belief accurately reflects transactions for this office for the year ended June 30, 2020.

Jenny Housley
Signature
Administrative Asst.
Title

[Signature]
Signature
Sheriff
Title

(Attachment A)

MONTHLY RECYCLING REPORT

FY 19-20

JUNE 2020				<u>YTD</u>		<u>FY 18-19</u>_{50.32}	
<u>ITEMS SOLD</u>	<u>TONS</u>	<u>\$/TON</u>	<u>TOTAL \$</u>	<u>TONS</u>	<u>TOTAL \$</u>	<u>TONS</u>	<u>TOTAL \$</u>
Cardboard	91.56	\$135.00	9150.00	1062.32	60,399.57	974.56	80,623.21
News		\$45.00		178.42	5,448	182.73	7,085.15
Shred/Books		\$125/\$30		22.00	0		
Ferrous Metal	40.57	\$100.00	3245.80	351.06	30,835.45	278.77	36,504.60
Aluminum		.55/ \$ 1100.00		8.49	6,282.60		
Plastic	19.19	\$90	1727.10	70.32	6,328.80	100.82	8,494.20
Electronics1	1.85	0		23.70		43.98	
ELECTRONICS 2	.88	0		24.84		57.68	
Com Wood	329.65		6816.50	2587.95	99,499.16		
SUB-TOTAL	483.70		20939.40	4329.10	208,793.58	1,638.54	132,707.16
Oil	2.57	./gal		21.28		10.53	
Tires	42.80	\$0	1460.00	462.07	8,630.00	443.28	10,653.00
TOTAL	529.07		22,399.40	4812.45	217,423.58	2,092.35	143,360.16

YTD Avoided Expense

ytd = 250,969.26

YTD Adjusted Total Savings

\$ 468,392.84

YTD Avoided Expense {(YTD Tonnage \$52.15 } = 250,969.26

FY COMPARISONS

FY 19-20 51.24

FY 18-19 50.32

<u>MONTH</u>	<u>TOTAL TONNAGE</u>	<u>TIPPING FEES \$</u>	<u>RESIDENTIAL COST \$</u>	<u>TOTAL TONNAGE</u>	<u>TIPPING FEES \$</u>	<u>RESIDENTIAL COST \$</u>
JUL.	959.25	49,152.09		901.84	45,380.77	
AUG.	778.74	39,902.87		821.58	41,342.13	
SEPT.	778.07	39,868.49		726.49	36,557.16	
OCT.	788.71	40,413.71		854.84	43,015.65	
NOV.	707.84	36,269.86		828.88	41,709.38	
DEC.	888.26	45,514.67		780.75	39,287.37	
JAN.	798.53	40,916.77		903.89	45,483.97	
FEB.	722.88	37,040.59		738.74	37,173.53	
MAR.	894.49	45,833.91		854.89	43,018.18	
APR.	810.36	42,260.45		882.27	44,396.03	
MAY	690.75	36,118.41		857.33	43,141.09	
JUN.				787.55	39,629.68	
TOTAL				<u>9,939.05</u>	<u>500,134.94</u>	

ATT: B

Franklin County Solid Waste

4th Quarter Report FY 2019-2020

- Our budget for this FY appeared to be sufficient and met the requirement. We are in need of a new industrial size loader for our wood operation. On occasion during the fiscal year we have had loader problems which has suspended our ever-growing wood operation and caused a “back-log” pun intended, of wood waste. Our wood operation appears to be grossing over \$100,000 dollars per year. As our capacity increases so will our business. I have been involved with three giant proposals this past FY for big companies in our area needing wood waste removal and processing. The NET from this business helps off-set the cost for operation in the entire Solid Waste budget. Right now wood appears to be our future for bringing in cost-avoidance savings to our program.
- Tonnages for recycling are up for the year. It appears the trend of new people to our area and an increase in recycling participation is the cause. Everyday someone calls or comes by the office wanting information and supplies on starting a home recycling program. Please continue to encourage your constituents to participate and help keep their increase in taxes for Solid Waste minimal.
- Waste tonnages appear to be the same which is good considering the annual cost to dispose of waste increases by 3% annually.
- All talks with interested partners for a Waste from Energy facility have been postponed because of COVID-19 related issues in some of the facilities that we wish to partner with. I am optimistic that these talks will resume in 2021.

Very Respectfully,

FCSW Director: William Anderson

Franklin Co Finance
Statement of Expenditures One Line
June 2020

User:
Date/Time:

Jenny Phillips
7/6/2020 8:00 AM
Page 1 of 3

Fund	Account Number	Account Description	Budget Amount	Budget Amendments	Amended Budget	Month-to-Date Expenditures	Year-to-Date Expenditures	Outstanding Encumbrances	Unencumbered Balance	% Of Budget
116	55720	Solid Waste/Sanitation								
	302	Advertising	(2,200.00)	0.00	(2,200.00)	150.00	1,841.00	0.00	(359.00)	83.68%
	499	Other Supplies And Materials	(1,000.00)	0.00	(1,000.00)	0.00	886.42	0.00	(113.58)	88.64%
	Total 55720	Sanitation	(3,200.00)	0.00	(3,200.00)	150.00	2,727.42	0.00	(472.58)	85.23%
	55732	Convenience Centers								
	149	Laborers	(206,000.00)	0.00	(206,000.00)	17,385.20	206,558.75	0.00	558.75	100.27%
	187	Overtime Pay	(600.00)	0.00	(600.00)	0.00	65.09	0.00	(534.91)	10.85%
	201	Social Security	(12,955.21)	0.00	(12,955.21)	971.53	11,811.54	0.00	(1,143.67)	91.17%
	210	Unemployment Compensation	(1,000.00)	0.00	(1,000.00)	69.58	621.10	0.00	(378.90)	62.11%
	212	Employer Medicare Liability	(3,029.85)	0.00	(3,029.85)	252.07	3,032.29	0.00	2.44	100.08%
	299	Other Fringe Benefits	(2,355.00)	(150.00)	(2,505.00)	0.00	2,500.00	0.00	(5.00)	99.80%
	307	Communication	(5,600.00)	0.00	(5,600.00)	379.94	5,482.37	0.00	(117.63)	97.90%
	330	Operating Lease Payments	(1,500.00)	0.00	(1,500.00)	0.00	1,121.00	120.00	(259.00)	82.73%
	335	Maintenance And Repair Services-Buildr	(6,000.00)	(4,500.00)	(10,500.00)	31.04	5,147.31	1,455.00	(3,897.69)	62.88%
	336	Maintenance And Repair Services-Equipr	(10,000.00)	6,300.00	(3,700.00)	0.00	181.59	0.00	(3,518.41)	4.91%
	399	Other Contracted Services	(5,000.00)	(750.00)	(5,750.00)	1,125.00	4,642.50	1,125.00	17.50	100.30%
	452	Utilities	(16,500.00)	0.00	(16,500.00)	1,125.29	13,839.72	0.00	(2,660.28)	83.88%
	499	Other Supplies And Materials	(4,600.00)	0.00	(4,600.00)	0.00	3,707.33	290.64	(602.03)	86.91%
	599	Other Charges	(800.00)	0.00	(800.00)	0.00	0.00	0.00	(800.00)	0.00%
	706	Building Construction	(6,000.00)	0.00	(6,000.00)	0.00	2,485.00	0.00	(3,515.00)	41.42%
	733	Solid Waste Equipment	(40,000.00)	(900.00)	(40,900.00)	0.00	36,444.07	0.00	(4,455.93)	89.11%
	733	TDEC Solid Waste Equipment	0.00	(15,390.00)	(15,390.00)	0.00	19,781.29	0.00	4,391.29	128.53%
	799	Other Capital Outlay	0.00	0.00	0.00	1,465.29	1,907.83	0.00	1,907.83	No Budget
	799	TDEC Other Capital Outlay	(77,000.00)	37,000.00	(40,000.00)	0.00	34,352.60	0.00	(5,647.40)	85.88%
	Total 55732	Convenience Centers	(398,940.06)	21,610.00	(377,330.06)	22,804.94	353,681.38	2,990.64	(20,658.04)	94.53%
	55733	Transfer Stations								
	105	Supervisor/Director	(67,017.33)	0.00	(67,017.33)	5,584.75	67,017.33	0.00	0.00	100.00%
	106	Deputy(Tes)	(36,593.57)	0.00	(36,593.57)	2,793.61	35,059.73	0.00	(1,533.84)	95.81%
	141	Foremen	(49,054.99)	0.00	(49,054.99)	3,790.80	47,040.49	0.00	(2,014.50)	95.89%
	145	Equipment Operators-Light	(83,780.44)	10,000.00	(73,780.44)	6,396.80	72,189.74	0.00	(1,590.70)	97.84%
	147	Truck Drivers	(240,462.80)	0.00	(240,462.80)	17,127.78	224,471.71	0.00	(15,991.09)	93.35%
	149	Laborers	(25,942.94)	(8,000.00)	(33,942.94)	2,677.64	37,349.37	0.00	3,406.43	110.04%
	169	Part-time Employee	(14,852.54)	(2,000.00)	(16,852.54)	1,566.08	19,698.68	0.00	2,846.14	116.89%
	184	Educational Incentive - Co. Official/Admi	(950.00)	0.00	(950.00)	0.00	950.00	0.00	0.00	100.00%
	185	Educational Incentive - Other County Err	(1,800.00)	0.00	(1,800.00)	0.00	950.00	0.00	(850.00)	52.78%
	186	Longevity	(2,340.00)	0.00	(2,340.00)	0.00	2,340.00	0.00	0.00	100.00%

Franklin Co Finance
Statement of Expenditures One Line
June 2020

Fund : 116 Solid Waste/Sanitation

Account Number	Account Description	Budget Amount	Budget Amendments	Amended Budget	Month-to-Date Expenditures	Year-to-Date Expenditures	Outstanding Encumbrances	Unencumbered Balance	% Of Budget Exp
55733	Transfer Stations								
187	Overtime Pay	(3,000.00)	0.00	(3,000.00)	397.80	2,418.94	0.00	(581.06)	80.63%
189	Other Salaries & Wages	(1,200.00)	0.00	(1,200.00)	0.00	2,146.94	0.00	946.94	178.91%
201	Social Security	(32,847.27)	0.00	(32,847.27)	2,416.04	30,988.73	0.00	(1,858.54)	94.34%
204	Pensions	(63,592.35)	0.00	(63,592.35)	3,983.07	54,578.34	0.00	(9,014.01)	85.83%
206	Life Insurance	(608.60)	0.00	(608.60)	0.00	592.80	0.00	(15.80)	97.40%
207	Medical Insurance	(85,800.00)	15,000.00	(70,800.00)	5,728.40	65,761.80	0.00	(5,038.20)	92.88%
210	Unemployment Compensation	(770.00)	0.00	(770.00)	(14.04)	410.43	0.00	(359.57)	53.30%
212	Employer Medicare Liability	(7,682.02)	0.00	(7,682.02)	565.03	7,247.56	0.00	(434.46)	94.34%
299	Other Fringe Benefits	(2,800.00)	0.00	(2,800.00)	0.00	2,700.00	0.00	(100.00)	96.43%
307	Communication	(1,750.00)	0.00	(1,750.00)	149.44	1,813.51	0.00	63.51	103.63%
309	Contracts With Government Agencies	(535,000.00)	30,000.00	(505,000.00)	37,703.72	468,495.58	20,617.17	(15,887.25)	96.85%
312	Contracts With Private Agencies	(93,500.00)	6,700.00	(86,800.00)	3,841.92	55,540.37	24,192.69	(7,066.94)	91.86%
320	Dues And Memberships	(560.00)	(400.00)	(960.00)	0.00	743.00	0.00	(217.00)	77.40%
330	Operating Lease Payments	(2,400.00)	0.00	(2,400.00)	0.00	2,006.36	0.00	(393.64)	83.60%
334	Maintenance Agreements	(250.00)	0.00	(250.00)	0.00	250.00	0.00	0.00	100.00%
335	Maintenance And Repair Services-Buildr	(8,500.00)	5,000.00	(3,500.00)	0.00	(2,389.67)	0.00	(5,889.67)	-68.28%
336	Maintenance And Repair Services-Equipr	(13,000.00)	(7,300.00)	(20,300.00)	8,904.10	10,150.46	9,785.78	(363.76)	98.21%
338	Maintenance And Repair Services-Vehicl	(9,000.00)	0.00	(9,000.00)	2,035.86	7,480.19	385.00	(1,134.81)	87.39%
347	Pest Control	(975.00)	0.00	(975.00)	80.00	880.00	80.00	(15.00)	98.46%
348	Postal Charges	(100.00)	0.00	(100.00)	0.00	110.00	0.00	10.00	110.00%
355	Travel	(5,000.00)	0.00	(5,000.00)	0.00	2,243.79	285.01	(2,471.20)	50.58%
361	Permits	(150.00)	0.00	(150.00)	0.00	0.00	75.00	(75.00)	50.00%
399	Other Contracted Services	0.00	0.00	0.00	0.00	0.00	0.00	0.00	No Budget
412	Diesel Fuel	(44,000.00)	0.00	(44,000.00)	1,752.55	31,545.10	10,189.39	(2,265.51)	94.85%
418	Equipment And Machinery Parts	(16,000.00)	3,100.00	(12,900.00)	3,655.26	12,032.38	0.00	(867.62)	93.27%
424	Garage Supplies	(3,000.00)	0.00	(3,000.00)	0.00	2,853.01	0.00	(146.99)	95.10%
425	Gasoline	(4,300.00)	0.00	(4,300.00)	144.27	3,274.33	1,075.44	49.77	101.16%
433	Lubricants	(2,900.00)	(500.00)	(3,400.00)	0.00	3,356.75	0.00	(43.25)	98.73%
435	Office Supplies	(2,000.00)	0.00	(2,000.00)	0.00	1,526.69	675.35	202.04	110.10%
450	Tires And Tubes	(12,000.00)	(100.00)	(12,100.00)	0.00	12,047.66	0.00	(52.34)	99.57%
451	Uniforms	(4,500.00)	0.00	(4,500.00)	630.00	3,137.91	35.02	(1,327.07)	70.51%
452	Utilities	(13,000.00)	0.00	(13,000.00)	1,104.11	14,203.97	0.00	1,203.97	109.26%
453	Vehicle Parts	(8,000.00)	(500.00)	(8,500.00)	136.91	8,555.21	226.61	281.82	103.32%
499	Other Supplies And Materials	(16,000.00)	(6,000.00)	(22,000.00)	1,710.66	17,863.91	2,942.62	(1,193.47)	94.58%
524	Inservice/Staff Development	(3,500.00)	0.00	(3,500.00)	(300.00)	2,292.58	100.00	(1,107.42)	68.36%
599	Other Charges	(400.00)	0.00	(400.00)	0.00	17.50	179.99	(202.51)	49.37%

Franklin Co Finance
Statement of Expenditures One Line
June 2020

Account Number	Account Description	Budget Amount	Budget Amendments	Amended Budget	Month-to-Date Expenditures	Year-to-Date Expenditures	Outstanding Encumbrances	Unencumbered Balance	% Of Budget Expd
Fund : 116 Solid Waste/Sanitation									
55733 Transfer Stations									
733	Solid Waste Equipment	(80,000.00)	(108,000.00)	(188,000.00)	0.00	189,784.26	0.00	1,784.26	100.95%
Total 55733	Transfer Stations	(1,600,879.85)	(63,000.00)	(1,663,879.85)	114,562.56	1,523,727.44	70,845.07	(69,307.34)	95.83%
55770 Postclosure Care Costs									
312	Contracts With Private Agencies	(13,500.00)	0.00	(13,500.00)	0.00	6,952.17	3,084.33	(3,463.50)	74.34%
Total 55770	Postclosure Care Costs	(13,500.00)	0.00	(13,500.00)	0.00	6,952.17	3,084.33	(3,463.50)	74.34%
58400 Other Charges									
340	Medical And Dental Services	(500.00)	0.00	(500.00)	0.00	575.00	0.00	75.00	115.00%
502	Building And Contents Insurance	(12,888.00)	0.00	(12,888.00)	0.00	12,887.25	0.00	(0.75)	99.99%
506	Liability Insurance	(15,036.00)	0.00	(15,036.00)	0.00	15,035.14	0.00	(0.86)	99.99%
507	Medical Claims	(5,000.00)	0.00	(5,000.00)	0.00	113.47	0.00	(4,886.53)	2.27%
510	Trustee's Commission	(40,000.00)	0.00	(40,000.00)	0.00	36,178.09	0.00	(3,821.91)	90.45%
511	Vehicle And Equipment Insurance	(16,000.00)	0.00	(16,000.00)	0.00	15,405.14	0.00	(594.86)	96.28%
513	Workman's Compensation Insurance	(16,716.00)	0.00	(16,716.00)	0.00	16,716.00	0.00	0.00	100.00%
516	Other Self-Insured Claims	(2,000.00)	0.00	(2,000.00)	0.00	0.00	0.00	(2,000.00)	0.00%
599	Other Charges	(400.00)	0.00	(400.00)	34.02	193.00	62.00	(145.00)	63.75%
Total 58400	Other Charges	(108,540.00)	0.00	(108,540.00)	34.02	97,103.09	62.00	(11,374.91)	89.52%
99100 Transfers Out									
590	Transfers To Other Funds	(48,803.00)	0.00	(48,803.00)	0.00	48,803.00	0.00	0.00	100.00%
Total 99100	Transfers Out	(48,803.00)	0.00	(48,803.00)	0.00	48,803.00	0.00	0.00	100.00%
Total For Fund: 116		(2,173,862.91)	(41,390.00)	(2,215,252.91)	137,551.52	2,032,994.50	76,982.04	(105,276.37)	95.25%



FRANKLIN COUNTY TENNESSEE

FRANKLIN COUNTY COURTHOUSE
NO. 1 SOUTH JEFFERSON STREET
ROOM 210
Winchester, Tennessee 37398
(931) 967-2962

Randy Kelly, Trustee
P.O. Box 340
Winchester, TN 37398-0340

DATE: July 8, 2020
TO: The Franklin County Commission
FROM: Randy Kelly, Franklin County Trustee
SUBJECT: ANNUAL REPORT

THE ANNUAL REPORT OF THE FINANCES FOR Franklin County, Tennessee Fiscal Year End June 30, 2020

Trustee's Y-T-D Cash Receipts, Disbursements And Balances - JUNE 2020
(A Minus Sign Denotes A Credit Balance)

Acct #	Description/ Beg Balance	Adjustments	Receipts	Transfers In	Disbursements	Transfers Out	Commission Transfers	Ending Balance
101	COUNTY GENERAL							
	6,391,106.40-	0.00	25,322,442.16-	0.00	23,413,670.24	0.00	274,206.29	8,025,672.03-
112	COURTHOUSE/JAIL							
	26,591.67-	0.00	165,930.24-	0.00	170,000.00	0.00	1,659.32	20,862.59-
115	PUBLIC LIBRARY							
	186,141.02-	0.00	449,410.57-	0.00	408,835.30	0.00	8,011.21	218,705.08-
116	SOLID WASTE							
	1,160,276.95-	0.00	2,141,468.21-	0.00	2,194,301.00	0.00	36,582.13	1,070,862.03-
120	RURAL FIRE							
	612,646.06-	0.00	743,120.56-	0.00	657,344.10	0.00	11,462.27	686,960.25-
122	DRUG CONTROL FUND							
	50,735.17-	0.00	150,086.43-	0.00	74,588.25	0.00	576.10	125,657.25-
131	HIGHWAY/PUBLIC WORKS							
	3,159,242.92-	0.00	3,787,842.39-	0.00	3,724,829.87	0.00	40,995.11	3,181,260.33-
141	GENERAL PURPOSE SCHOOLS							
	7,716,547.45-	0.00	45,887,288.52-	0.00	44,256,402.76	0.00	338,307.12	9,009,126.09-
142	SCHOOL FEDERAL PROJECTS							
	989.29-	0.00	3,442,965.65-	0.00	3,360,490.68	0.00	0.00	83,464.26-
143	CAFETERIA PAYROLL							
	2,531,784.08-	0.00	3,344,625.47-	0.00	3,570,641.33	0.00	0.00	2,305,768.22-
151	DEBT SERVICE							
	2,310,234.43-	8.37-	8,811,243.85-	0.00	6,861,214.74	0.00	75,960.72	4,184,311.19-
156	EDUCATION DEBT SERVICE							
	3,458,119.57-	8.37	190,105.69-	0.00	3,646,280.41	0.00	1,936.48	0.00
177	EDUCATIONAL CAPITAL PROJECTS							
	45,731,852.08-	0.00	604,518.69-	0.00	37,867,434.13	0.00	0.00	8,468,936.64-
178	OTHER CAPITAL PROJECT FUND							
	3,135,698.50-	0.00	2,821,388.64-	0.00	4,669,183.02	0.00	614.48	1,287,289.64-
264	INSURANCE							
	268,423.68-	0.00	8,860,957.57-	0.00	0.00	8,344,147.53	0.00	785,233.72-
332	INDIGENCE FUND							
	0.00	2,500.00-	20,041.53-	0.00	0.00	22,500.00	0.19	41.34-
351	CITY SALES TAX							
	0.00	0.00	4,287,371.20-	0.00	4,244,497.49	0.00	42,873.71	0.00
21100	ACCOUNTS PAYABLE							
	0.00	0.00	43,924.18-	0.00	43,924.18	0.00	0.00	0.00
28310	UNDISTRIBUTED TAXES							
	0.00	0.00	1,595.00-	0.00	1,595.00	0.00	0.00	0.00
29900	FEE/COMMISSION ACCOUNT							
	0.00	0.00	833,185.13	0.00	0.00	0.00	833,185.13-	0.00
	76,740,389.27-	2,500.00-	110,243,141.42-	0.00	139,165,232.50	8,366,647.53	0.00	39,454,150.66-

Trustee's Y-T-D Cash Receipts, Disbursements And Balances - JUNE 2020
(A Minus Sign Denotes A Credit Balance)

Summary Of Assets	Fiscal Year Beginning Balance	JUNE Ending Balance
11120 CASH ON HAND	500.00	500.00
11130 CASH IN BANK	3,613,753.22	5,455,797.62
11300 INVESTMENTS	73,126,136.05	33,997,853.04
11410 ACCOUNTS RECEIVABLE	0.00	0.00
11440 DUE FROM OTHER FUNDS	0.00	0.00
Total	76,740,389.27	39,454,150.66

This Report Is Submitted In Accordance With Requirements Of Section S-8-505, And/Or 67-5-1902, Tennessee Code Annotated, And To The Best Of My Knowledge And Belief Accurately Reflects Transactions Of This Office For The Year Ended JUNE 2020.

Randy Kelly (Signature) 07-07-20 (Date)
Trustee (Title)



FRANKLIN COUNTY TENNESSEE

FRANKLIN COUNTY COURTHOUSE

NO. 1 SOUTH JEFFERSON STREET

ROOM 210

Winchester, Tennessee 37398

(931) 967-2962

Randy Kelly, Trustee

P.O. Box 340

Winchester, TN 37398-0340

HOTEL - MOTEL TAX JULY 2019 THRU JUNE 2020

Amanda Thompson	186.62
Avalara	5,756.05
Cedar Mtn. View	1,563.16
Circle E Ranch	8,682.17
Clara's Point	492.26
Falls Mill	722.05
Gray Thornburg	376.95
Holiday Landing	1,786.65
Janet Powell	1,174.60
Janet Pugh	558.25
Jeremy Teafor	976.95
Ken Allen	2,155.74
Medford House	752.08
Mt Views Realty	9,914.71
Nathan Thompson	192.29
Quality Inn	49,094.15
Sam Hatfield Tims Ford Lakeside Rentals	1,548.75
Sewanee Aerie, LLC	429.31
Sewanee Inn	138,222.83
Sewanee Mtn. Homeaway	177.26

St. Mary's	292.25
Stapleton Home	140.00
State of Tn Tims Ford State Park	56,813.14
Sunday Morning Lakeside Rentals	561.12
The Cabin	758.91
Tims Ford Marina	17,628.79
True Rest	1,610.00
Villa Venta	210.00
William Powell	427.00
William H. Rue	540.12
TOTAL	303,744.16

Sincerely,

Randy Kelly

Randy Kelly
Franklin County Trustee

FRANKLIN COUNTY TENNESSEE
 Veterans Service Office
 839 Dinah Shore Boulevard
 Winchester, Tennessee 37398
 58300

VETERANS SERVICE OFFICE YEARLY REPORT
 July 2019 - June 2020

Assistance Over the Phone	7714
Office Visits	2280
Claims and Correspondence Filed on behalf of Veterans & Dependents	2041
Total Assistance Provided to Veterans & Dependents	12035
Home Visits & Outreaches	262
Veteran Service Officer (VSO) Training	179
Veterans That Were Provided Help For Groceries, Utilities, Lodging, etc.	24
Trips Paid for Veterans on FC Public Transportation	121
Mileage	2700

BOBBY CLARK
 Veterans Service Officer

FRANKLIN COUNTY TENNESSEE
 Veterans Service Office
 839 Dinah Shore Boulevard
 Winchester, Tennessee 37398

58300

VETERANS SERVICE OFFICE QUARTERLY REPORT

April - June 2020

	April	May	June	TOTAL
Assistance Over the Phone	490	558	602	1650
Office Visits	0	73	175	248
Claims and Correspondence Filed on behalf of Veterans & Dependents	83	171	150	404
Total Assistance Provided to Veterans & Dependents	573	802	927	2302
Home Visits & Outreaches	0	0	0	0
Veteran Service Officer Training (hours)	15	10	12	37
Veterans That Were Provided Help For Groceries, Utilities, Lodging, etc.	1	0	1	2
Trips Paid for Veterans on FC Public Transportation	15	2	6	23
Mileage	0	0	0	0
LOWER COUNTS ARE DUE TO COVID-19				

BOBBY CLARK
 Veterans Service Officer

FRANKLIN COUNTY REENTRY QUARTERLY SUMMARY

APRIL – JUNE 2020

Number of Individuals Receiving Risk and Needs Assessment: 62

Number of Individuals Receiving Mental Health Assessments: 60

Number still incarcerated: 43

Number placed in employment this quarter: 18 (Some of these individuals placed in jobs this quarter were released in previous quarters.)

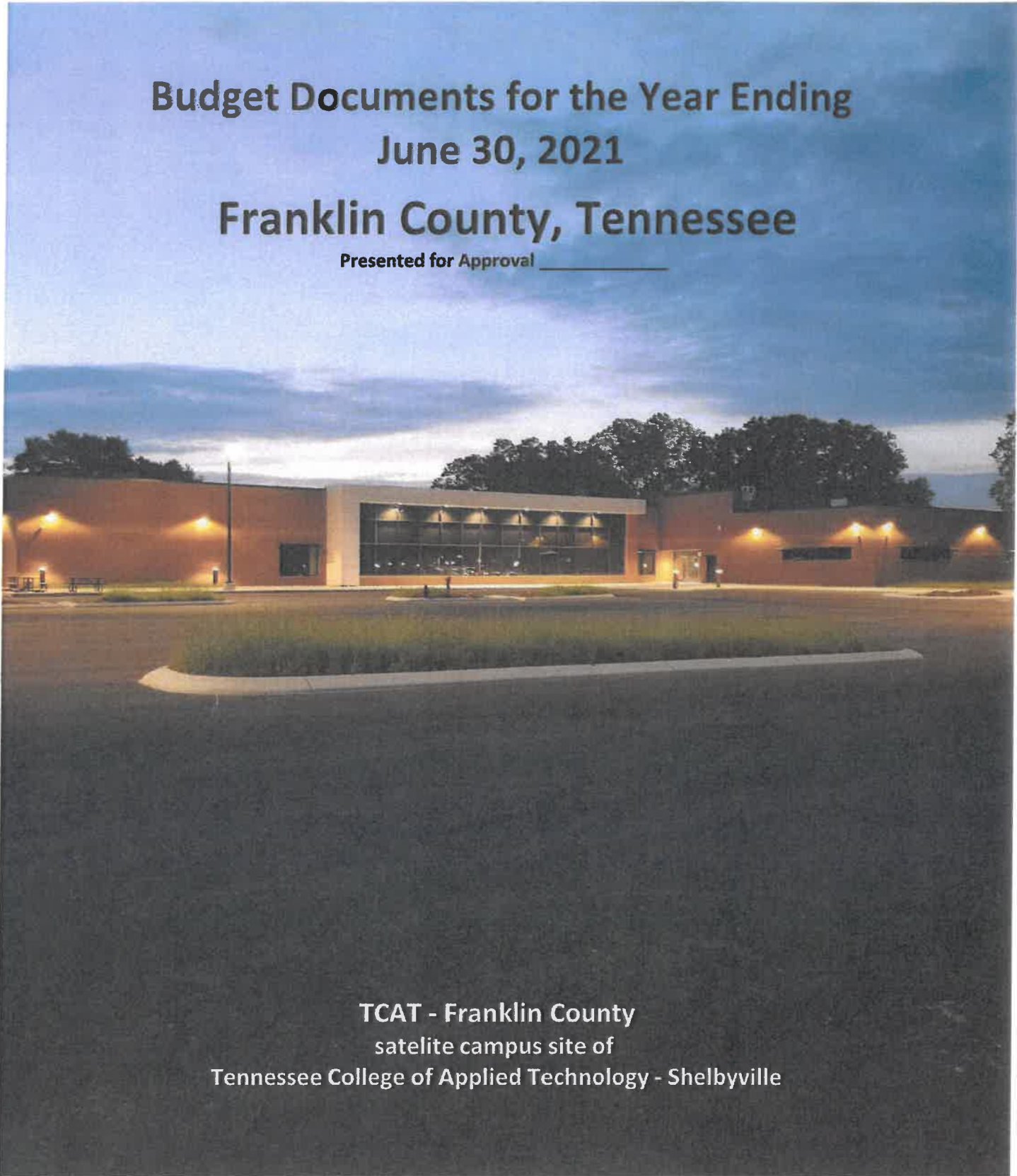
Total wages earned by individuals per week: \$9,130.00

Number of Individuals Referred for Outpatient Treatment Services: 8

Number of Individuals Referred for Residential Treatment Services: 7 (Some of these individuals referred for services were released in previous quarters.)

Other Reentry Services Provided This Quarter Despite COVID Conditions and Lack of Physical Access to the Jail Population:

- The submission of three grants totaling more than \$2,000,000. At this time, we have already been awarded one of the three grants
- Comprehensive risk and needs assessments
- Comprehensive mental health assessments
- Classroom instruction
- Job placement assistance
- Case management services
- Mental health/substance abuse counseling
- Completion of the 2020 Census for jail population (155 individuals)
- Updating of organization's policies and procedures
- Staff attended and participated in a series of webinar based trainings including MRT review, Seeking Safety, and STRONG-R Pathways
- Purchase of a paperless case management system for the organization
- Contacted and expanded current employer base for participants
- Location of temporary housing, furnishing & household goods, food, and transportation for homeless individuals exiting incarceration
- Secured I.D.'s for participants
- Participated in several conferences with other partners, other grantees, court system, and others leading to the growth and expansion of the reentry program in Franklin County
- Started the move to our new classroom located inside the new jail addition



**Budget Documents for the Year Ending
June 30, 2021**

Franklin County, Tennessee

Presented for Approval _____

TCAT - Franklin County
satellite campus site of
Tennessee College of Applied Technology - Shelbyville

FRANKLIN COUNTY, TENNESSEE
Budget for the Year Ending June 30, 2021
Table of Contents

	Statement	Page(s)
The Appropriation Resolution		1 - 8
The Tax Levy Resolution		9 - 11
Budget Summary with Debt Service by Fund.....	A-1 & A-2	12
Statement of Estimated Revenue from Current Property Taxes.....	B-1	13
Statement of Estimated Revenue from Sales Taxes.....	B-2	14
Schedule of Outstanding Debt Fiscal Year 2020/21.....	C	15
Schedule of Budgeted Debt Payments Fiscal Year 2020/21.....	D	16
Budget Summarized Categories.....	E	17 - 25
General Fund:		
Statement of Proposed Operations.....	F	26 - 47
Special Revenue Funds:		
Statement of Proposed Operations		
Courthouse and Jail Maintenance.....	G-1	48
Library Fund.....	G-2	49 - 51
Solid Waste/Sanitation.....	G-3	52 - 54
Local Purpose Tax (Rural Fire).....	G-4	55 - 56
Drug Control.....	G-5	57 - 58
Highway/Public Works.....	G-6	59 - 63
General Purpose School.....	G-7	64 - 76
Federal Projects.....	G-8	77 - 80
Central Cafeteria.....	G-9	81 - 82
Debt Service Funds:		
Statement of Proposed Operations		
General Debt Service.....	H-1	83 - 84
Education Debt Service.....	H-2	85 - 86
Supplemental Information:		
Inter-fund Transfer Information		
Transfer Summation.....	I-1	87
Certified Resolutions 2019/2020.....	I-2	88
Cash Flow Statement.....	I-3	89 - 93
Capital Projects Information.....	J	94 - 95
Charts.....	K	96 - 98

RESOLUTION # 7a-0720

**A RESOLUTION MAKING APPROPRIATIONS FOR THE VARIOUS FUNDS,
DEPARTMENTS, INSTITUTIONS, OFFICES AND AGENCIES OF
FRANKLIN COUNTY, TENNESSEE
FOR THE YEAR BEGINNING JULY 1, 2020 AND ENDING JUNE 30, 2021**

SECTION 1. BE IT RESOLVED by the Board of County Commissioners of Franklin County, Tennessee assembled in regular session on the 20th day of July, 2020, that the amounts hereafter set out are hereby appropriated for the purpose of meeting the expenses of the various funds, departments, institutions, offices and agencies of Franklin County, Tennessee, for the capital outlay, and for meeting the payment of principal and interest on the County's debt maturing during the year beginning July 1, 2020 and ending June 30, 2021 according to the following schedule:

<u>General Fund</u>	
County Commission	\$ 392,332
Beer Board	525
County Mayor	202,816
County Attorney	10,800
Election Commission	254,956
Register of Deeds	361,274
Planning	166,245
County Buildings	1,194,447
Other General Administration - IT	83,450
Property Assessor	598,467
County Trustee	349,753
County Clerk	636,769
Finance Department	743,828
Circuit Court	1,032,255
General Sessions Court	326,223
Drug Court Program	103,222
Chancery Court	244,422
Juvenile Court	140,565
Judicial Commissioners	174,154
Other Administration of Justice	171,000
Probation Services	160,010
Sheriff's Department	4,273,969
Administration of the Sex Offender	15,593
Jail	3,049,794
Community Reentry Program	278,933
Juvenile Services	142,500
Civil Defense	167,385
Rescue Squad	35,000
Consolidated Communications	879,694
County Coroner	37,000
Public Safety Grants	5,536
Local Health Center	33,450
Rabies & Animal Control	258,734

Other Local Health Services		246,600
Appropriation to State		30,646
General Welfare Assistance		17,775
Litter Control		100,633
Other Waste Collections		44,272
Other Public Health & Welfare		2,426
Senior Citizen's Assistance		37,500
Parks and Fair Boards		41,711
Agriculture Extension		111,316
Soil Conservation		92,047
Industrial Development		85,893
Other Economic & Community Development		558,095
Airport		141,014
Veterans Services		93,017
Other Charges		952,613
Capital Outlay		350,000
Transfers Out		-
Total General Fund	\$	19,430,659
<u>Courthouse Jail Maintenance Fund</u>		
Other Charges	\$	2,040
Transfers Out		195,000
Total Courthouse Jail Maintenance Fund	\$	197,040
<u>Library Fund</u>		
Libraries	\$	392,029
Other Charges		44,386
Social, Cultural & Recreational Projects		-
Transfers Out		3,000
Total Library Fund	\$	439,415
<u>Solid Waste/Sanitation Fund</u>		
Sanitation Education/Information	\$	3,200
Convenience Centers		351,940
Transfer Stations		1,524,057
Post closure Care Cost		13,500
Other Charges		108,540
Transfers Out		48,803
Total Solid Waste/Sanitation Fund	\$	2,050,040
<u>Local Purpose(Rural Fire) Fund</u>		
Fire Prevention & Control	\$	623,000
Other Charges		13,600
Total Local Purpose (Rural Fire) Fund	\$	636,600
<u>Drug Control Fund</u>		
Drug Enforcement	\$	147,000
Other Charges		500
Total Drug Control Fund	\$	147,500

Highway/Public Works Fund

Administration	\$	357,125
Highway & Bridge Maintenance		1,036,730
Operation & Maintenance of Equipment		374,612
Quarry Operations		397,051
Other Charges		248,907
Capital Outlay		1,008,200
Principal on Debt		16,571
Interest on Debt		2,552
Transfers Out		53,803
Total Highway/Public Works Fund	\$	3,495,551

General Debt Service Fund

General Government Debt Service	\$	6,844,244
Total General Debt Service Fund	\$	6,844,244

Education Debt Service Fund

Education Debt Service	\$	-
Transfers Out		-
Total Education Debt Service Fund	\$	-

General Purpose School Fund**Instruction**

Regular Instruction	\$	21,052,602
Alternative School		202,280
Special Education		3,528,907
Vocational Education		1,416,709
Student Body Education		534,634
Adult Education		-

Support Services

Attendance		226,980
Health Services		581,268
Other Support Services		1,349,403
Regular Instruction		1,458,485
Special Education		607,042
Vocational Education		73,448
Technology Department		1,020,694
Adult Education		-
Other Programs		-
Board of Education		1,158,034
Director of Schools		518,723
Office of the Principal		2,491,843
Fiscal Services		11,561
Human Resources		261,551
Operation of the Plant		3,517,847
Maintenance of Plant		1,382,906
Transportation		2,292,400
Central and Other		99,222

Non-Instructional Services

Community Services		491,958
Early Childhood Education		1,020,030
Capital Outlay		100,000

Debt Service

		-
Total General Purpose School Fund	\$	45,398,526

Federal Projects Fund**Instruction**

Regular Instruction Program	\$	1,254,485
Special Education Program		915,477
Vocational Education Program		79,709

Support Services

Health Services	\$	-
Other Student Support		50,228
Regular Instruction Program		353,937
Special Education Program		228,308
Vocational Education Program		10,000
Special Education Program		-
Transportation		258,196

Transfers Out	\$	-
----------------------	-----------	----------

Total Federal Projects Fund	\$	3,150,340
-----------------------------	----	-----------

Central Cafeteria Fund**Non-Instructional Services**

Food Service	\$	3,993,648
--------------	----	-----------

Total Central Cafeteria Fund	\$	3,993,648
------------------------------	----	-----------

BE IT FURTHER RESOLVED, that the Franklin County Schools' Federal Projects Fund for the Every Student Succeeds Act (ESSA) projects shall be the budget approved for the separate projects within the fund by the Franklin County Board of Education. Be it further resolved that the Individuals with Disabilities Education Act (IDEA – Part B and Preschool) and Carl Perkins Vocational projects shall be the budget approved for the separate projects within the fund by the Franklin County Board of Education and the Tennessee Department of Education. This budget includes a \$100,000 permanent transfer of funds from the School General Fund to the Federal Projects Fund for operational purposes.

SECTION 2. BE IT FURTHER RESOLVED that there are also hereby appropriated certain portions of the commissions and fees for collecting taxes and licenses and for administering other funds which the Trustee, County Clerk, Circuit Court Clerk, Clerk and Master, Register and the Sheriff and their officially authorized deputies and assistants may severally be entitled to receive under State laws heretofore or hereafter enacted. Expenditures out of commissions, and/or fees collected by the Trustee, County Clerk, Circuit Court Clerk, Clerk and Master, Register and the Sheriff may be made for such purposes and in such amounts as may be authorized by existing law or by valid order of any court having power to make such appropriations. Any excess commissions and/or fees collected over and above the expenditures duly and conclusively authorized shall be paid over to the Trustee and converted into the General Fund as provided by law.

BE IT FURTHER RESOLVED that if any fee officials, as enumerated in Section 8-22-101, T.C.A., operate under provisions of Section 8-22-104, T.C.A., provisions of the preceding paragraph shall not apply to those particular officials.

SECTION 3. BE IT FURTHER RESOLVED that any amendment to the budget, except for amendments to the budget for funds under supervision of the director of schools and highway superintendent, shall be approved as follows: Prior to the county mayor's approval, the official or department head of the office or department whose budget is to be amended shall make a written amendment request on the amendment request form specified by the county mayor to include the information outlined in subdivision (b) (1) – (3) of T.C.A. §5-9-407. If the county mayor fails to approve such an amendment request, the amendment request may be approved by the finance committee, or by a majority vote of the county legislative body. Amendments shall be reported to the county legislative body at the next regular scheduled commission meeting. The director of schools must receive approval of the Board of Education for transfers between major categories and the highway superintendent must receive approval of the highway commission for transfers between major categories as required by law.

SECTION 4. BE IT FURTHER RESOLVED that any appropriations made by this resolution which cover the same purpose for which a specific appropriation is made by statute is made in lieu of but not in addition to said statutory appropriation. The salary, wages or remuneration of each officer, employee or agent of the county shall not be in excess of the amounts authorized by existing law or as set forth in the estimate of expenditures which accompanies this resolution. Provided, however, that appropriations for such salaries, wages or other remuneration hereby authorized shall in no case be construed as permitting expenditures for an office, agency, institution, division or department of the County in excess of the appropriation made herein for such office, agency, institution, division or department of the County. Such appropriation shall constitute the limit to the expenditures of any office, agency, institution, division or department for the year ending June 30, 2020. The aggregate expenditures for any item of appropriation shall in no instance be more than the amount herein appropriated for such item.

SECTION 5. BE IT FURTHER RESOLVED that any resolution which may hereafter be presented to the Board of County Commissioners providing for appropriations in addition to those made by this Budget Appropriation Resolution shall specifically provide sufficient revenue or other funds, actually to be provided during the year in which the expenditure is to be made, to meet such additional appropriation. Said appropriating resolution shall be submitted to and approved by the Comptroller of the State or his Designee after its adoption as provided by Section 9-21-403, T.C.A.

SECTION 6. BE IT FURTHER RESOLVED that the County Executive and County Clerk are hereby authorized to borrow money on revenue anticipation notes, provided such notes are first approved by the Comptroller of the State of Tennessee or his Designee, to pay for the expenses herein authorized until the taxes and other revenue for the year 2020-21 have been collected. The proceeds of loans for each individual fund shall not exceed 60% of the appropriations of each individual fund and shall be used only to pay the expenses and other requirements of the fund for which the loan is made. The loan shall be paid out of revenue from the fund for which money is borrowed. The notes evidencing the loans authorized under this section shall be issued under the applicable sections of Title 9, Chapter 21, T.C.A. Said notes shall be signed by the County Executive and countersigned by the County Clerk and shall mature and be paid in full without renewal not later than June 30, 2021.

SECTION 7. BE IT FURTHER RESOLVED that all revenues realized as a result of the participation by the Sheriff's Department in the Federal Meth Task Force Program & the Organized Crime Drug Task Force for overtime reimbursement will be then in turn appropriated to the Sheriff's Department Overtime Pay line upon receipt. As well Equitable Shared funds from the US Marshalls office shall be accounted for within the Drug Fund and stipulated as Equitably Shared resources and expenditures.

SECTION 8. BE IT FURTHER RESOLVED that the funds which have been appropriated to provide property tax relief to low-income elderly homeowners (County Commission – Tax Relief Program) will be dispersed by the County Trustee pursuant to the criteria established by resolution of the Franklin County Board of Commissioners on September 11, 2000.

SECTION 9. BE IT FURTHER RESOLVED that the Franklin County Commission on the date of 21st April 2008 approved participation in the Tennessee Property Tax Freeze Program pursuant to T.C.A. 67-5-705. The tax freeze program is provided for in Chapter 581 of the Public Acts of 2007 and shall be effective for the tax roll of 2008 forward and administered as such.

SECTION 10. BE IT FURTHER RESOLVED that the delinquent County Property taxes for the year 2018 and prior years and the interest and penalty thereon collected during the year ending June 30, 2021 shall be apportioned to the various County funds according to the subdivision of the tax levy for the year 2019, with the exception of fund 156 Education Debt Service. The proration of delinquent taxes for fund 156 Education Debt Service shall be deposited to fund 151 General Debt Service, as the debt service funds will be combined this fiscal year. The Clerk and Master and the Trustee are hereby authorized and directed to make such apportionment accordingly.

SECTION 11. BE IT FURTHER RESOLVED that the Franklin County Commission on the date of June 20, 2011 & amended on August 15, 2011, December 5, 2011 & April 15, 2013, they resolved to establish a Reserve Fund Policy, Spending Prioritization Policy & Debt Management Policies of Franklin County, TN. The Policies enacted will be utilized in the Financial Administration and Budgeting Process to assist in making sound decisions related to managing fund balances, spending & debt payments of all Franklin County, Tennessee funds.

SECTION 12. BE IT FURTHER RESOLVED that all unencumbered balances of appropriations remaining at the end of the year shall lapse, and shall be of no effect at the end of the year at June 30, 2021.

SECTION 13. BE IT FURTHER RESOLVED that any resolution or part of a resolution which has heretofore been passed by the Board of County Commissioners which is in conflict with any provision in this resolution be and the same is hereby repealed.

SECTION 14. BE IT FURTHER RESOLVED that this resolution shall take effect from and after its passage and its provisions shall be in force from and after July 1, 2020. This resolution shall be spread upon the minutes of the Board of County Commissioners.


Passed this 20th day of July, 2020.

APPROVED:



David Alexander, Honorable Mayor & Commission Chair


ATTEST:



Phillip Custer, County Clerk

Resolution Sponsored by: Eldridge & Riddle
Motion to Adopt: Stines Second: Smith
Votes: Ayes 14 Nays: Declaration: Approved

CLERK'S CERTIFICATE



I, Phillip Custer, County Clerk of Franklin County, Tennessee hereby certify that the attached document is a true and correct copy of:

RESOLUTION 7a-0720 APPROVAL OF APPROPRIATIONS FOR THE VARIOUS FUNDS, DEPARTMENTS, INSTITUTIONS, OFFICES AND AGENCIES OF FRANKLIN COUNTY, TENNESSEE FOR THE YEAR BEGINNING JULY 1, 2020 AND ENDING JUNE 30, 2021

This document was approved at a regular called session of the Franklin County Board of Commissioners on July 20, 2020 and is recorded on file in my office in Commission Minute Book 37. Witness my hand and official seal, at office in Winchester, Tennessee, this the 21st day of July 2020.

A handwritten signature in blue ink that reads "Phillip Custer".

Phillip Custer, County Clerk
of Franklin County, Tennessee



RESOLUTION # 7b-0720

**RESOLUTION FIXING THE TAX LEVY IN
FRANKLIN COUNTY, TENNESSEE
FOR THE FISCAL YEAR BEGINNING JULY 1, 2020**

SECTION 1. BE IT RESOLVED by the Board of County Commissioners of Franklin County, Tennessee, assembled in regular session on this ~~20th~~ day of ~~July~~, 2020, that the combined property tax rate for Franklin County, Tennessee for the fiscal year beginning July 1, 2020 shall be \$2.5612 inside the cities of Winchester and Tullahoma and the town of Sewanee, \$2.8045 within the remaining cities, and \$2.8786 outside on each \$100.00 of taxable property, which is to provide revenue for each of the following funds and otherwise conform to the following levies:

Fund	Outside Cities	Cities Except Sewanee, Winchester & Tullahoma	Sewanee, Winchester & Tullahoma
County	\$ 1.1643	\$ 1.1643	\$ 1.1643
Library	0.0381	0.0381	0.0381
Solid Waste	0.2433	0.2433	-
Local Purpose	0.0741	-	-
Highway	0.0629	0.0629	0.0629
General Purpose School	1.0394	1.0394	1.0394
General Debt Service	0.2565	0.2565	0.2565
Education Debt Service	-	-	-
	\$ 2.8786	\$ 2.8045	\$ 2.5612

SECTION 2. BE IT FURTHER RESOLVED that there is hereby levied a gross receipts tax as provided by law. The proceeds of the gross receipts tax herein levied shall accrue to the General Fund.

SECTION 3. BE IT FURTHER RESOLVED that half of the local option sales tax generated in municipal locations of Franklin County shall be allocated to the General Purpose School Fund and the sales tax generated outside of municipalities shall be divided equally between the School General Fund and the General Debt Service Fund for the purpose of paying Education Debt. The local option sales tax paid by the state to the Trustee in July shall be deemed revenue of the prior year and shall be allocated according to the prior budget. This resolution allocates local option sales taxes paid by the state to the Trustee for the twelve consecutive months beginning with August 2020.

SECTION 4. BE IT FURTHER RESOLVED that interest earned on investments held by the Trustee shall be allocated in the following manner: interest on the Library Fund will go to the Library Fund, interest on the Education Post Employee Benefit Reserve go to that reserve balance, interest on the Highway Post Employee Benefit Reserve go to that reserve balance, all other interest earnings to the General Debt Service Fund, unless restricted by legislation or resolution.

SECTION 5. BE IT FURTHER RESOLVED that State Revenue Sharing – T.V.A. collections shall be allocated as follows: the fixed amount of \$12,500 per quarter shall be allocated to the General Purpose School Fund and all additional State Revenue Sharing – T.V.A. collections shall be allocated to the General Fund.

SECTION 6. BE IT FURTHER RESOLVED that Nissan in Lieu of Taxes collected shall be allocated to the General Debt Service Fund for retirement Education debt.

SECTION 7. BE IT FURTHER RESOLVED that the first \$20,000 of revenue derived from Building Permits shall be allocated to the Local Purpose Tax Fund, and the balance of such revenue shall accrue to the General Fund.

SECTION 8. BE IT FURTHER RESOLVED that the proceeds from the Local Purpose Tax will be allocated equally and totally among the fifteen rural fire departments through quarterly distributions with two exceptions; 1) an allocation of Four Thousand Five Hundred Dollars \$4,500.00 necessary for the training association, facility, & maintenance or repair of vehicles; 2) the 2011 increase in Hotel Motel Tax be reserved and utilized for incentive distribution approved by the County Wide Fire Committee.

SECTION 9. BE IT FURTHER RESOLVED that the revenue from two (2) cents of property tax allocated to the Highway/Public Works Fund is allocated for bridge maintenance & the revenue from four (4) cents of the property tax allocated be distributed for road projects within the four (4) Road Districts based on highway miles per district.

SECTION 10. BE IT FURTHER RESOLVED that all resolutions of the Board of County Commissioners of Franklin County, Tennessee, which are in conflict with this resolution are hereby repealed.

SECTION 11. BE IT FURTHER RESOLVED this resolution taking effect from and after its passage, the public welfare requiring it. This resolution shall be spread upon the minutes of the Board of County Commissioners.

Passed this 20th day of July, 2020.

APPROVED: 
David Alexander, Honorable County Mayor & Commission Chair

ATTEST:


Phillip Custer, County Clerk


RESOLUTION SPONSORED BY: Eldridge & Riddle

MOTION: Smith SECOND: Finney

VOTES: AYES: 14 NAYS PASS

DECLARATION: Approved

CLERK'S CERTIFICATE



I, Phillip Custer, County Clerk of Franklin County, Tennessee hereby certify that the attached document is a true and correct copy of:

**RESOLUTION 7b-0720 APPROVAL OF FIXING THE TAX LEVY IN
FRANKLIN COUNTY, TENNESSEE FOR THE FISCAL YEAR BEGINNING
JULY 1, 2020**

This document was approved at a regular called session of the Franklin County Board of Commissioners on July 20, 2020 and recorded on file in my office in Commissioner's Minute Book 37.

Witness my hand and official seal, at office in Winchester, Tennessee, this the 21st day of July 2020.




Phillip Custer, County Clerk
of Franklin County, Tennessee

Appropriation Resolution

Fund	Beginning Fund Balance (Spendable) 7/1/20	Revenues	Debt Proceeds	Transfers In	Estimated Receipts	Expenditures	Transfers Out	Appropriations	Increase or Use of Cash Balance	Estimated Ending Fund Balance/Net Position 6/30/21	Do Total Appropriations Agree with Detail Budget?	Is Est. Cash Bal. Less Than 1 Month's Avg. Exp. Or 8.33%	Fees Transfer Yr End
101 General	\$ 3,051,808	\$ 19,939,271	\$ -	\$ 105,606	20,041,877	\$ 19,430,659	\$ -	\$ 19,430,659	\$ 611,218	\$ 3,662,827	Yes	8.87%	
112 Courthouse Jail Maintenance	\$ 26,241	\$ 200,075	\$ -	\$ -	200,075	\$ 2,040	\$ 195,000	\$ 197,040	\$ 3,035	\$ 31,278	Yes	0.06%	
115 Library Fund	\$ 195,777	\$ 458,440	\$ -	\$ -	458,440	\$ 436,415	\$ 3,000	\$ 439,415	\$ 19,024	\$ 214,901	Yes	7.19%	
116 Solid Waste/Sanitation	\$ 919,194	\$ 2,091,024	\$ -	\$ -	2,091,024	\$ 2,001,237	\$ 48,803	\$ 2,050,040	\$ 40,894	\$ 960,178	Yes	8.29%	
120 Local Purpuse Tax	\$ 321,631	\$ 844,036	\$ -	\$ -	844,036	\$ 636,600	\$ -	\$ 636,600	\$ 207,436	\$ 529,067	Yes	11.62%	
122 Drug Control	\$ 121,937	\$ 53,050	\$ -	\$ -	53,050	\$ 147,500	\$ -	\$ 147,500	\$ (94,450)	\$ 27,487	Yes	4.10%	
131 Highway/Public Works	\$ 1,979,240	\$ 3,448,186	\$ -	\$ -	3,448,186	\$ 3,441,748	\$ 53,803	\$ 3,495,551	\$ (47,364)	\$ 1,928,975	Yes	10.01%	
141 School General Fund	\$ 5,018,436	\$ 44,929,386	\$ -	\$ -	44,929,386	\$ 45,398,526	\$ -	\$ 45,398,526	\$ (469,140)	\$ 4,549,285	Yes	3.30%	
142 Federal Projects Fund	\$ 109,693	\$ 3,150,340	\$ -	\$ -	3,150,340	\$ 3,150,340	\$ -	\$ 3,150,340	\$ (0)	\$ 109,693	Yes	8.49%	
143 School Cafeteria Fund	\$ 2,124,548	\$ 3,207,992	\$ -	\$ -	3,207,992	\$ 3,993,648	\$ -	\$ 3,993,648	\$ (785,656)	\$ 1,338,891	Yes	5.51%	
151 General Debt Service	\$ 4,287,060	\$ 5,069,682	\$ -	\$ 165,000	5,281,082	\$ 6,844,244	\$ -	\$ 6,844,244	\$ (1,563,161)	\$ 2,703,929	Yes	0.40%	Yes, planned shortage
Totals	\$ 18,154,306	\$ 83,364,882	\$ -	\$ 300,606	83,685,488	\$ 85,482,955	\$ 300,606	\$ 85,783,561	\$ (2,098,074)	\$ 16,056,230			

Detailed Budget

Fund	Estimated Beginning Fund Balance 7/1/2020	Beginning Reserves 7/1/2020	Revenues	Debt Proceeds	Transfers In	(Est. Rev + Debt Proceeds + Transfers In) Total Estimated Receipts	Expenditures	Transfers Out	(Expenditures + Transfers Out) Appropriations	(Est. Receipts - Appropriations) Increase / Decrease	Estimated Ending Cash 6/30/2021	Ending Cash as a Percent of Expenditures
101 General	\$ 7,694,077	\$ (4,642,480)	\$ 19,939,271	\$ -	\$ 105,606	\$ 20,041,877	\$ 19,430,659	\$ -	\$ 19,430,659	\$ 611,218	\$ 8,595,216	43.63%
112 Courthouse Jail Maintenance	28,241	-	200,075	-	-	200,075	2,040	185,000	187,040	3,035	14,760	7.49%
115 Library Fund	195,777	-	458,440	-	-	458,440	436,415	3,000	439,415	19,024	235,925	53.69%
116 Solid Waste/Sanitation	919,194	-	2,091,024	-	-	2,091,024	2,001,237	48,803	2,050,040	40,894	1,100,984	53.71%
120 Local Purpuse Tax	705,679	(383,948)	844,036	-	-	844,036	636,600	-	636,600	207,436	897,936	141.05%
122 Drug Control	137,288	(15,351)	53,050	-	-	53,050	147,500	-	147,500	(94,450)	31,250	21.19%
131 Highway/Public Works	2,891,834	(915,694)	3,448,186	-	-	3,448,186	3,441,748	53,803	3,495,551	(47,364)	3,132,635	89.62%
141 School General Fund	8,215,306	(3,166,870)	44,929,386	-	-	44,929,386	45,398,526	-	45,398,526	(469,140)	7,701,860	16.97%
142 Federal Projects Fund	109,693	-	3,150,340	-	-	3,150,340	3,150,340	-	3,150,340	-	100,000	3.17%
143 School Cafeteria Fund	2,124,548	-	3,207,992	-	-	3,207,992	3,993,648	-	3,993,648	(785,656)	1,514,344	37.92%
151 General Debt Service	4,287,060	-	5,069,682	-	165,000	5,281,082	6,844,244	-	6,844,244	(1,563,161)	2,568,938	37.50%
Totals	\$ 27,308,638	\$ (10,154,332)	\$ 83,364,882	\$ -	\$ 300,606	\$ 83,685,488	\$ 85,482,955	\$ 300,606	\$ 85,783,562	\$ (2,098,074)	\$ 25,831,750	

Franklin County, Tennessee - Debt Service - FY 2021

Fund 131: Highway	Principal	Interest	Debt Service
Schedule of Outstanding Debt 2020	\$ 52,188	\$ 5,176	\$ 57,364
Less Budgeted Debt Payments 2021	19,570	2,851	19,121
Difference	\$ 35,617	\$ 2,625	\$ 38,243

Fund 151: Gen Debt Service	Principal	Interest	Debt Service
Schedule of Outstanding Debt 2020	\$ 69,369,346	\$ 27,390,462	\$ 96,759,808
Less Budgeted Debt Payments 2021	4,260,841	2,478,051	6,738,922
Difference	\$ 65,108,505	\$ 24,912,381	\$ 90,020,888

Statement of Estimated Revenue from Current Property Taxes

2020 Assessments Based upon Estimated Assessed Value of:

\$ 1,041,872,305	Common Rate
\$ 717,828,220	Solid Waste
\$ 542,594,596	Rural Fire
\$ 2,302,295,121	Total Assessed Value

Fund	Proposed Tax Rate	Amount of Tax Levy	Reserve for Delinquency 2.50%	Net Estimated Collection of Taxes
101 County General	1.1643	12,130,519	303,263	11,827,256
115 Library	0.0381	396,953	9,924	387,030
116 Solid Waste/Sanitation *	0.2433	1,746,476	43,662	1,702,814
120 Local Purpose Tax **	0.0741	402,063	10,052	392,011
131 Highway/Public Works	0.0629	655,338	16,383	638,954
141 General Purpose School	1.0394	10,829,221	270,731	10,558,490
151 General Debt Service	0.2565	2,672,402	66,810	2,605,592
156 Education Debt Service	-	-	-	-
	\$2.9136/2.8395			
Total	2.5962	\$ 28,832,972	\$ 720,824	\$ 28,112,148

Total Outside Cities	\$ 2.8786	
Total Cities Except Sewanee, Winchester, Tullahoma	2.8045	(Common Rate excluding Rural Fire Rate)
Total Sewanee, Winchester, Tullahoma	2.5612	(Common Rate excluding Solid Waste & Rural Fire Rate)

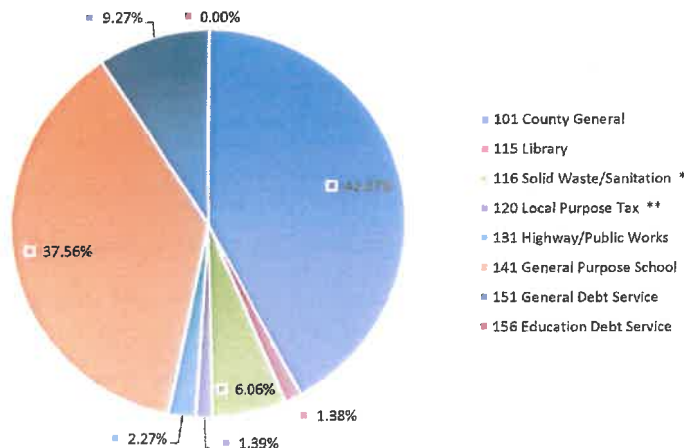
* Rate is \$0.00 per \$100 for Tullahoma, Winchester and Sewanee; \$0.1543 for remainder of county.

** Rate is based on assessed valuation of property outside of cities.

Value of Penny	2020	2019	Change in Value
Common Rate Value	\$ 101,583	\$ 99,654	\$ 1,929
*Solid Waste Value	\$ 69,988	\$ 69,279	\$ 709
**Rural Fire Value	\$ 52,903	\$ 52,470	\$ 433

Tax Rate Compared PY	2020	2019	Increase
Common Rate	\$ 2.8786	\$ 2.8786	\$ -
Solid Waste Rate	\$ 2.8045	\$ 2.8045	\$ -
Rural Fire Rate	\$ 2.5612	\$ 2.5612	\$ -

Percentage of Property Tax By Fund



Local Option Sales Tax Comparison & History

Month	F/Y 2019/20	F/Y 2018/19	F/Y 2017/18
July	\$ 563,461	\$ 549,455	\$ 480,132
August	528,700	485,553	450,466
September	536,528	496,645	447,822
October	528,295	492,686	477,181
November	547,066	485,320	452,686
December	515,238	491,959	428,158
January	534,489	576,380	559,073
February	628,994	437,962	398,747
March	456,402	424,470	373,222
April	476,797	484,920	478,436
May (19/20 Est & Cur)	370,000	510,826	491,318
June (19/20 Est & Cur)	375,000	550,000	531,141
Total for Fiscal Year	\$ 6,060,969	\$ 5,986,174	\$ 5,568,381

School General Fund 141

Fiscal Year	Budgeted	Collected	Difference
2016/17	\$ 4,300,600	\$ 4,412,267	\$ (111,667)
2017/18	4,627,000	4,611,733	15,267
2018/19	4,627,000	4,892,328	(265,328)
2019/20 YTD	4,892,328	5,030,119	(137,791)

Education Debt Service Fund 156

Fiscal Year	Budgeted	Collected	Difference
2016/17	\$ 760,000	\$ 700,574	\$ 59,426
2017/18	850,000	829,335	20,665
2018/19	850,000	950,000	(100,000)
2019/20 YTD	1,030,000	855,000	175,000

**April's Collections received in May 2020 - we were over in collections for the year by \$346,283, over for the month \$34,204

**Note: Shaded area represents estimated figures for the current fiscal year

**Franklin County, TN Government
Schedule of Debt Payments
for Fiscal Year 2020-2021**

GO Bonds

Loan Name	Authorized & Unissued	Amount Outstanding at 6/30/20	Payment Fund	Principal Due in FY 2019-20		Interest Due in FY 2019-20		Total Debt Service for FY 2019-20
				Principal Due in FY 2019-20	Interest Due in FY 2019-20			
Jail Expansion Bond & Misc. Equip Dec 2017	-	6,730,000.00	Gen. Debt	385,000.00	281,700.00			666,700.00
Jail Expansion Bond Series June 2017	-	7,310,000.00	Gen. Debt	475,000.00	277,600.00			752,600.00
Judicial Ctr Refund 1 Bonds - Series 2017	-	1,175,000.00	Gen. Debt	45,000.00	41,206.26			86,206.26
Judicial Ctr Refund 2 - Series 2017	-	1,445,000.00	Gen. Debt	480,000.00	72,250.00			552,250.00
CON 7 YR Hwy Capital Road b Series 2015	-	285,714.00	Gen. Debt - Hwy	142,857.00	6,371.42			149,228.42
CON 7 YR Hwy Capital Road a Series 2015	-	570,000.00	Gen. Debt - Hwy	285,000.00	13,281.00			298,281.00
CON 7 YR SW/Hwy Equipment - Series 2014	-	84,260.00	Gen. Debt - Hwy	64,260.00	1,713.51			65,973.51
CON for ID Board Land -- Series 2010	-	164,722.35	Gen. Debt	84,074.00	6,013.00			90,087.00
School GO Bond - Series 2019	-	47,035,000.00	Gen. Debt - Educ	100,000.00	1,614,018.76			1,714,018.76
School Capital Refund - Series 2017	-	885,000.00	Gen. Debt - Educ	205,000.00	44,250.00			249,250.00
School Refunding Series 2013	-	259,650.00	Gen. Debt - Educ	259,650.00	5,700.00			265,350.00
School FCHS Refund --Series 2009	-	1,590,000.00	Gen. Debt - Educ	1,590,000.00	59,625.00			1,649,625.00
CON 12YR for HWY Land - Series 2011	-	52,187.66	Highway	16,570.20	2,551.12			19,121.32
*CON 12YR for Jail Expansion - Series 2019	-	1,855,000.00	Gen. Debt	145,000.00	54,351.50			199,351.50
TOTAL GO BONDS	\$ -	\$ 69,421,534.01		\$ 4,277,411.20	\$ 2,480,631.57			\$ 6,758,042.77

Debt Service by Fund

	Principal	Interest	Total
General Debt Service Fund	\$ 4,260,841	\$ 2,478,080	\$ 6,738,921
Education Debt Service Fund **Closing Fund**	0	0	0
General Fund	0	0	0
Highway/Public Works Fund	16,570	2,551	19,121
School GP Fund	0	0	0
School Federal Projects Fund	-	-	-
TOTAL	\$ 4,277,411	\$ 2,480,632	\$ 6,758,043

Debt Service By Function

	Principal	Interest	Total
Public Safety	\$ 1,494,696	\$ 701,276	\$ 2,195,971
Public Health	46,346	18,960	65,307
Education	2,154,650	1,723,594	3,878,244
Highway	497,645	30,788	528,434
Administration	84,074	6,013	90,087
TOTAL	\$ 4,277,411	\$ 2,480,632	\$ 6,758,043

Notes:

*Last 12 Yr CON \$2M Issuance July 2019 Jail Expansion Additional - Series 2019

Population (Source: US Bureau of Census)

	Franklin Co	Tennessee
2013 US Census	41,313	6,493,432
2014 US Census	41,428	6,540,826
2015 US Census	41,514	6,590,808
2016 US Census	41,700	6,645,011
2017 US Census	41,652	6,708,794
2018 US Census	41,890	6,770,010

Per Capita Debt Ratios (6/30/18)

O/S Debt	\$1,796.37
Gross Direct Debt	1,796.37
Net Direct Debt	1,640.42
Total Net Overlapping Debt	59.34
Overall Net Debt	1,699.76

Debt Ratios (6/30/18)

	Assessed Value	Est. Actual Value
O/S Debt To	7.38%	2.02%
Net Direct Debt to	6.74%	1.85%
Total Net Overlapping Debt to	0.24%	0.07%
Overall Net Debt to	698.00%	1.91%

Current Financial Rating Aa3 (Moody's Rating)

Schedule of Budgeted Debt Payments
Fiscal Year 2020/21
Franklin County, TN

General Debt Service Fund # 151

Date of Payment	Description	Principal	Interest	Total Payment	Bond Type
Monthly	ID Board Land	\$ 84,074	\$ 6,013	\$ 90,087	12 YR Capital Note
9/1/2020	FCHS Refund 2009	\$ -	\$ 29,813	\$ 29,813	GO Bond
10/1/2020	Hwy Road 15a Series	\$ -	\$ 6,641	\$ 6,641	7 YR Capital Note
10/1/2020	Hwy Road 15b Series	\$ -	\$ 3,186	\$ 3,186	7 YR Capital Note
11/1/2020	School Series 2019	\$ -	\$ 807,009	\$ 807,009	GO Bond
12/1/2020	Jail Bonds 12/17 Series	\$ -	\$ 140,850	\$ 140,850	GO Bond
12/1/2020	Jail Bonds 6/17 Series	\$ -	\$ 138,800	\$ 138,800	GO Bond
12/1/2020	Jud Ctr 1 Refund 17 Series	\$ -	\$ 20,603	\$ 20,603	GO Bond
12/1/2020	Jud Ctr 2 Refund 17 Series	\$ -	\$ 36,125	\$ 36,125	GO Bond
12/1/2020	School Ref 13 Series	\$ -	\$ 2,850	\$ 2,850	GO Bond
12/1/2020	School Refund 2017	\$ -	\$ 22,125	\$ 22,125	GO Bond
12/1/2020	Jail Expansion 2019 Series	\$ -	\$ 27,176	\$ 27,176	12 YR Capital Note
1/9/2021	SW/Hwy Equip 14 Series	\$ 64,260	\$ 1,714	\$ 65,974	7 YR Capital Note
3/1/2021	FCHS Refund 2009	\$ 1,590,000	\$ 29,813	\$ 1,619,813	GO Bond
4/1/2021	Hwy Road 15a Series	\$ 285,000	\$ 6,641	\$ 291,641	7 YR Capital Note
4/1/2021	Hwy Road 15b Series	\$ 142,857	\$ 3,186	\$ 146,043	7 YR Capital Note
5/1/2021	School Series 2019	\$ 100,000	\$ 807,009	\$ 907,009	GO Bond
6/1/2021	Jail Bonds 12/17 Series	\$ 385,000	\$ 140,850	\$ 525,850	GO Bond
6/1/2021	Jail Bonds 6/17 Series	\$ 475,000	\$ 138,800	\$ 613,800	GO Bond
6/1/2021	Jud Ctr 1 Refund 17 Series	\$ 45,000	\$ 20,603	\$ 65,603	GO Bond
6/1/2021	Jud Ctr 2 Refund 17 Series	\$ 480,000	\$ 36,125	\$ 516,125	GO Bond
6/1/2021	School Ref 13 Series	\$ 259,650	\$ 2,850	\$ 262,500	GO Bond
6/1/2021	School Refund 2017	\$ 205,000	\$ 22,125	\$ 227,125	GO Bond
6/1/2021	Jail Expansion 2019 Series	\$ 145,000	\$ 27,176	\$ 172,176	12 YR Capital Note
Total Gen Debt		\$ 4,260,841	\$ 2,478,080	\$ 6,738,921	

Highway Fund # 131

Date of Payment	Description	Principal	Interest	Total Payment	Bond Type
2/1/2021	Quarry Land	\$ 16,570	\$ 2,551	\$ 19,121	12 Yr. Capital Note
Total Highway		\$ 16,570	\$ 2,551	\$ 19,121	

Fund Summary by Category/Department
Fiscal Year 2019/20

		2018-2019	2019-2020	2019-2020	2020-2021
		Actual	Amended	Estimated	Budgeted
101	County General Revenues				
40000	Local Taxes	\$ 11,800,953	\$ 13,053,745	\$ 13,015,180	\$ 13,239,691
41000	Licenses & Permits	108,738	112,026	109,460	109,460
42000	Fines, Forfeitures & Penalties	234,115	217,045	208,075	208,075
43000	Charges for Current Services	407,099	540,295	523,610	425,210
44000	Other Local Revenues	156,438	357,757	344,735	134,110
45000	Fees Received from County Officials	2,098,488	2,216,000	2,216,000	2,098,000
46000	State of Tennessee	2,662,568	3,325,609	3,327,370	2,786,719
47000	Federal Government	1,340,329	6,356,617	6,355,465	742,006
48000	Other Government & Citizens	274,289	200,288	196,734	193,000
49000	Other Sources	1,105,606	105,606	105,606	105,606
Total Co General Fund Revenue Category Summary		\$ 20,188,623	\$ 26,484,988	\$ 26,402,235	\$ 20,041,877
101	County General Expenditures				
	General Government				
51100	County Commission	\$ 511,390	\$ 339,307	\$ 318,104	\$ 392,332
51220	Beer Board	463	525	500	525
51300	County Mayor	187,973	197,396	194,592	202,816
51400	County Attorney	10,800	10,800	10,800	10,800
51500	Election Commission	265,338	270,454	256,244	254,956
51600	Register of Deeds	345,171	356,734	346,907	361,274
51720	Planning	157,192	165,656	160,023	166,245
51800	County Buildings	1,766,318	1,213,000	1,140,235	1,194,447
51900	Other General Administration - IT	77,698	83,450	79,162	83,450
	Finance				
52300	Property Assessor	521,089	582,549	575,133	598,467
52400	County Trustee	338,094	346,685	338,641	349,753
52500	County Clerk	590,360	626,462	619,035	636,769
52900	Finance Department	716,752	735,642	725,818	743,828
	Administration of Justice				
53100	Circuit Court	992,561	1,018,670	1,000,130	1,032,255
53300	General Sessions Court	314,608	321,678	317,458	326,223
53330	Drug Court Program	100,921	102,700	102,595	103,222
53400	Chancery Court	227,899	240,405	233,597	244,422
53500	Juvenile Court	134,659	140,044	134,853	140,565
53700	Judicial Commissioners	150,933	163,907	156,433	174,154
53900	Other Administration of Justice	216,568	623,053	603,053	171,000

Fund Summary by Category/Department
Fiscal Year 2019/20

	2018-2019	2019-2020	2019-2020	2020-2021
	Actual	Amended	Estimated	Budgeted
53910 Probation Services	129,802	150,144	145,727	160,010
Public Safety				
54110 Sheriff's Department	4,123,699	4,377,646	4,339,337	4,273,969
54160 Administration of the Sex Offender	9,708	15,593	12,710	15,593
54210 Jail	2,968,852	3,086,114	3,044,132	3,049,794
54230 Community Reentry Program	202,216	331,349	311,713	278,933
54240 Juvenile Services	80,217	142,500	117,492	142,500
54410 Civil Defense	152,560	167,826	164,718	167,385
54420 Rescue Squad	18,388	47,905	47,185	35,000
54490 Consolidated Communications	800,678	829,528	815,954	879,694
54610 County Coroner	43,497	46,450	45,009	37,000
54710 Public Safety Grants	27,620	31,721	30,433	5,536
Public Health & Welfare				
55110 Local Health Center	30,678	36,150	25,364	33,450
55120 Rabies & Animal Control	223,582	244,443	236,711	258,734
55190 Other Local Health Services	97,136	261,000	261,000	246,600
55390 Appropriation to State	26,446	27,946	27,946	30,646
55510 General Welfare Assistance	17,775	17,775	17,775	17,775
55731 Litter Control	92,701	100,183	91,711	100,633
55739 Other Waste Collections	41,324	44,047	43,626	44,272
55900 Other Public Health & Welfare	7,602	24,282	21,856	2,426
Social, Cultural & Recreational				
56300 Senior Citizen's Assistance	37,450	37,500	35,961	37,500
56700 Parks and Fair Boards	34,283	41,711	38,050	41,711
Agricultural & Natural Resources				
57100 Agriculture Extension	105,947	111,316	106,155	111,316
57500 Soil Conservation	79,561	84,598	81,001	92,047
Other Operations				
58120 Industrial Development	149,989	534,735	531,189	85,893
58190 Other Economic & Community Development	1,129,543	5,384,977	5,383,477	558,095
58220 Airport	48,352	213,179	213,179	141,014
58300 Veterans Services	89,943	93,903	90,719	93,017
58400 Other Charges	708,588	970,825	868,966	952,613
90000 Capital Projects	256,463	359,426	333,654	350,000
99100 Transfers Out	-	-	-	-
Total General Fund Department Exp Summary	\$ 19,361,387	\$ 25,353,889	\$ 24,796,061	\$ 19,430,659

Fund Summary by Category/Department
Fiscal Year 2019/20

		2018-2019	2019-2020	2019-2020	2020-2021
		Actual	Amended	Estimated	Budgeted
112	Crthouse/Jail Maint. Fund Revenues				
40000	Local Taxes	\$ 200,075	\$ 160,000	\$ 160,000	\$ 200,075
Total Crthouse Fund Revenue Category Summary		\$ 200,075	\$ 160,000	\$ 160,000	\$ 200,075
112	Crthouse/Jail Maintenance Expenditures				
58400	Other Charges	\$ 2,019	\$ 2,000	\$ 2,000	\$ 2,040
99100	Transfers Out	210,000	170,000	170,000	195,000
Total Crthouse/Jail Fund Dept Exp Summary		\$ 212,019	\$ 172,000	\$ 172,000	\$ 197,040
115	Library Revenues				
40000	Local Taxes	\$ 322,347	\$ 397,808	\$ 399,030	\$ 406,205
41000	Licenses & Permits	1,754	1,935	1,871	1,935
43000	Charges for Current Services	12,826	11,360	12,310	12,300
44000	Other Local Revenues	6,591	2,450	1,836	2,000
46000	State of Tennessee	-	-	-	-
47000	Federal Government	1,773	1,585	1,585	1,600
48000	Other Government & Citizens	29,549	34,900	30,747	34,400
49000	Other Sources	-	-	-	-
Total Library Fund Revenue Category Summary		\$ 374,840	\$ 450,038	\$ 447,379	\$ 458,440
115	Library Expenditures				
56500	Libraries	\$ 351,380	\$ 392,274	\$ 378,201	\$ 392,029
58400	Other Charges	36,459	45,606	41,459	44,386
91150	Social, Cultural & Recreational Projects	7,658	-	-	-
99100	Transfers Out	3,000	3,000	3,000	3,000
Total Library Fund Department Exp Summary		\$ 398,497	\$ 440,880	\$ 422,660	\$ 439,415

Fund Summary by Category/Department
Fiscal Year 2019/20

		2018-2019	2019-2020	2019-2020	2020-2021
		Actual	Amended	Estimated	Budgeted
116	Solid Waste Fund Revenue				
40000	Local Taxes	\$ 1,778,867	\$ 1,783,110	\$ 1,777,224	\$ 1,810,364
41000	Licenses & Permits	13,761	15,660	13,500	15,660
43000	Charges for Current Services	140,766	141,000	134,765	138,000
44000	Other Local Revenues	217,906	107,000	88,778	102,000
46000	State of Tennessee	46,488	93,556	90,851	25,000
47000	Federal Government	-	-	-	-
49000	Other Sources	-	-	-	-
Total Solid Waste Fund Rev Category Summary		\$ 2,197,788	\$ 2,140,326	\$ 2,105,119	\$ 2,091,024
116	Solid Waste/Sanitation Fund Expenditures				
55720	Sanitation Education/Information	\$ 2,779	\$ 3,200	\$ 3,002	\$ 3,200
55732	Convenience Centers	471,844	377,330	359,739	351,940
55733	Transfer Stations	1,430,207	1,663,080	1,630,251	1,524,057
55770	Post-Closure Care Cost	12,545	13,500	10,037	13,500
58400	Other Charges	96,957	108,540	97,397	108,540
99100	Transfers Out	48,803	48,803	48,803	48,803
Total Solid Waste Fund Department Exp Summary		\$ 2,063,135	\$ 2,214,454	\$ 2,149,228	\$ 2,050,040
120	Local Purpose Fund Revenue				
40000	Local Taxes	\$ 811,000	\$ 706,445	\$ 699,146	\$ 807,511
41000	Licenses & Permits	24,189	24,800	24,800	28,925
44000	Other Local Revenues	96	96	96	7,600
48000	Other Government & Citizens	-	-	-	-
Total Local Purpose Fund Rev Category Summary		\$ 835,285	\$ 731,341	\$ 724,042	\$ 844,036
120	Local Purpose(Rural Fire) Fund				
54310	Fire Prevention & Control	\$ 660,876	\$ 620,725	\$ 620,725	\$ 625,000
58400	Other Charges	12,177	11,600	11,600	11,600
Total Local Purpose Fund Dept Exp Summary		\$ 673,053	\$ 632,325	\$ 632,325	\$ 636,600

Fund Summary by Category/Department
Fiscal Year 2019/20

		2018-2019	2019-2020	2019-2020	2020-2021
		Actual	Amended	Estimated	Budgeted
122	Drug Fund Revenues				
42000	Fines, Forfeitures & Penalties	\$ 23,364	\$ 54,476	\$ 98,423	\$ 31,000
43000	Charges for Current Services	1,500	3,000	2,650	2,500
44000	Other Local Revenues	3,600	91,611	89,230	12,500
46000	State of Tennessee	-	-	-	-
47000	Federal Government	17,363	5,000	2,447	5,000
48000	Other Government & Citizens	2,050	2,050	-	2,050
49000	Other Sources	-	-	-	-
Total Drug Fund Revenue Category Summary		\$ 47,877	\$ 156,137	\$ 192,750	\$ 53,050
122	Drug Control Fund				
54150	Drug Enforcement	\$ 68,061	\$ 108,876	\$ 89,893	\$ 147,000
58400	Other Charges	219	1,500	1,500	500
Total Drug Control Fund Dept Exp Summary		\$ 68,280	\$ 110,376	\$ 91,393	\$ 147,500
131	Highway Fund Revenues				
40000	Local Taxes	\$ 707,201	\$ 721,200	\$ 709,462	\$ 732,584
41000	Licenses & Permits	3,554	3,540	3,500	3,540
43000	Charges for Current Services	7,695	15,065	8,080	15,080
44000	Other Local Revenues	1,170	12,448	8,197	11,500
46000	State of Tennessee	3,543,372	2,984,821	3,018,823	2,685,482
47000	Federal Government	-	-	-	-
48000	Other Governments	17,667	17,666	17,379	-
49000	Other Sources	-	-	-	-
Total Highway Fund Revenue Category Summary		\$ 4,280,659	\$ 3,754,740	\$ 3,765,440	\$ 3,448,186
131	Highway Fund Expenditures				
61000	Administration	\$ 350,186	\$ 488,013	\$ 456,304	\$ 357,125
62000	Highway & Bridge Maintenance	909,256	989,599	951,444	1,036,730
63100	Operation & Maintenance of Equipment	292,360	354,690	309,200	374,612
63400	Quarry Operations	239,809	294,073	263,979	397,051
65000	Other Charges	195,648	219,907	210,429	248,907
68000	Capital Outlay	992,117	2,042,345	1,994,368	1,008,200
82100	Principal on Debt	15,072	15,807	15,807	16,571
82200	Interest on Debt	4,049	3,315	3,315	2,552
99100	Transfers Out	53,803	53,803	53,803	53,803
Total Highway Fund Department Exp Summary		\$ 3,052,300	\$ 4,461,551	\$ 4,258,649	\$ 3,495,551

Fund Summary by Category/Department
Fiscal Year 2019/20

		2018-2019	2019-2020	2019-2020	2020-2021
		Actual	Amended	Estimated	Budgeted
141	School General Fund Revenues				
40000	Local Taxes	\$ 15,840,098	\$ 15,833,291	\$ 16,173,490	\$ 16,206,209
41000	Licenses & Permits	61,826	58,000	60,066	60,000
43000	Charges for Current Services	296,124	274,397	266,975	269,047
44000	Other Local Revenue	253,846	214,380	281,104	84,277
46000	State of Tennessee	27,941,910	28,374,136	28,362,625	28,137,497
47000	Federal Government	589,924	561,046	561,046	172,356
49000	Other Sources	-	-	-	-
Total School Gen Fund Rev Category Summary		\$ 44,983,728	\$ 45,315,250	\$ 45,705,306	\$ 44,929,386
141	School General Fund Expenditures				
Instruction					
71100	Regular Instruction	\$ 21,168,001	\$ 21,590,471	\$ 21,054,949	\$ 21,052,602
71150	Alternative School	269,307	202,503	202,316	202,280
71200	Special Education Program	3,616,427	3,667,709	3,579,997	3,528,907
71300	Vocational Education Program	1,279,993	1,355,018	1,341,384	1,416,709
71400	Student Body Education Prog	467,064	476,823	449,018	534,634
71600	Adult Educ Program	-	-	-	-
Support					
72110	Attendance	\$ 226,877	\$ 232,490	\$ 225,210	\$ 226,980
72120	Health Services	553,395	589,690	575,341	581,268
72130	Other Support Services	1,477,204	1,511,026	1,429,143	1,349,403
72210	Regular Instruction	1,257,993	1,487,257	1,426,674	1,458,485
72220	Special Educ Program	591,727	659,590	619,777	607,042
72230	Vocational Educ Prog	72,692	74,467	67,116	73,448
72250	Technology Department	1,013,489	1,030,325	996,579	1,020,694
72290	Other Programs (OPEB ARC)	168,143	-	-	-
72310	Board of Education	1,119,307	1,154,551	1,110,055	1,158,034
72320	Director of Schools	297,444	501,959	483,846	518,723
72410	Office of Principals	2,467,556	2,515,430	2,464,073	2,491,843
72510	Fiscal Services	11,561	11,561	11,561	11,561
72520	Human Resources	257,184	262,053	258,938	261,551
72610	Operation of Plant	3,511,111	3,558,309	3,205,951	3,517,847
72620	Maintenance of Plant	1,213,072	1,355,000	1,161,912	1,382,906
72710	Transportation	2,325,013	2,327,123	2,233,245	2,292,400
72810	Central & Other	106,568	132,806	97,505	99,222

Fund Summary by Category/Department
Fiscal Year 2019/20

		2018-2019	2019-2020	2019-2020	2020-2021
		Actual	Amended	Estimated	Budgeted
Non-Instructional					
73300	Community Services	\$ 722,744	\$ 1,059,852	\$ 1,059,852	\$ 491,958
73400	Early Childhood Education	1,113,495	1,045,799	993,920	1,020,030
Capital Outlay & Debt Service					
73100	Capital Outlay	\$ 308,692	\$ 201,587	\$ 201,586	\$ 100,000
82130	Principal Debt Service	67,959	71,226	71,226	-
82230	Interest Debt Service	5,814	2,547	1,692	-
99100	Transfers Out	-	100,000	100,000	-
Total School Gen Fund Exp Summary		\$ 45,689,832	\$ 47,177,171	\$ 45,422,866	\$ 45,398,526
142 Federal Projects Fund Revenues					
47000	Federal Government	\$ 3,129,616	\$ 3,566,935	\$ 3,566,935	\$ 3,150,340
49000	Other Sources	-	100,000	100,000	-
Total Federal Projects Revenue Summary		3,129,616	3,666,935	3,666,935	3,150,340
142 Federal Projects Fund Expenditures					
Instruction					
71100	Regular Instruction Program	\$ 1,344,792	\$ 1,207,805	\$ 1,207,805	\$ 1,254,485
71200	Special Education Program	880,383	992,841	992,841	915,477
71300	Vocational Education Program	84,792	129,027	129,027	79,709
Support Services					
72120	Health Services	77,594	-	-	-
72130	Other Student Support	92,378	243,662	243,662	50,228
72210	Regular Instruction Program	239,725	440,012	440,012	353,937
72220	Special Education Program	146,318	293,172	293,172	228,308
72230	Vocational Education Program	-	8,247	8,247	10,000
72710	Transportation	260,755	253,342	253,342	258,196
73100	Food Service	1,621	88	88	-
Other Uses					
99100	Transfers Out	-	-	-	-
Total Federal Projects Expenditures Summary		3,128,358	3,568,197	3,568,197	3,150,340

Fund Summary by Category/Department
Fiscal Year 2019/20

		2018-2019	2019-2020	2019-2020	2020-2021
		Actual	Amended	Estimated	Budgeted
143	Centralized Cafeteria Fund Revenues				
43000	Charges for Current Services	\$ 855,089	\$ 846,734	\$ 751,419	\$ 775,000
44000	Other Local Revenue	26,473	27,000	49,500	35,000
46000	State of Tennessee	27,479	27,479	28,625	28,625
47000	Federal Government	2,496,983	2,502,484	2,512,536	2,369,367
Total Centralized Cafeteria Revenue Summary		\$ 3,406,024	\$ 3,403,697	\$ 3,342,080	\$ 3,207,992
143	Centralized Cafeteria Fund Expenditures				
73100	Food Service	\$ 4,052,842	\$ 4,294,804	\$ 3,750,322	\$ 3,993,648
Total Centralized Cafeteria Dept Exp Summary		\$ 4,052,842	\$ 4,294,804	\$ 3,750,322	\$ 3,993,648
151	General Debt Service Fund Revenues				
40000	Local Taxes	\$ 1,335,023	\$ 4,703,849	\$ 4,695,938	\$ 4,666,032
41000	Licenses & Permits	6,607	12,900	12,900	10,050
44000	Other Local Revenues	305,704	370,000	370,000	390,000
49000	Other Sources	210,000	3,815,780	3,815,780	195,000
Total Gen Debt Service Rev Category Summary		\$ 1,857,334	\$ 8,902,530	\$ 8,894,619	\$ 5,261,082
151	General Government Debt Service				
82100	Principal on Debt	\$ 1,614,617	\$ 4,073,561	\$ 4,073,560	\$ 4,260,841
82200	Interest on Debt	849,362	2,781,733	2,781,477	2,478,081
82300	Other Debt Charges	29,284	115,365	115,365	105,322
99000	Other Uses	-	-	-	-
Total General Debt Service Fund Exp Summary		\$ 2,493,263	\$ 6,970,660	\$ 6,970,403	\$ 6,844,244

Fund Summary by Category/Department
Fiscal Year 2019/20

		2018-2019	2019-2020	2019-2020	2020-2021
		Actual	Amended	Estimated	Budgeted
156	Education Debt Service Fund Revenues				
40000	Local Taxes	\$ 2,256,981	\$ 91,129	\$ 91,129	\$ -
41000	Licenses & Permits	2,680	674	674	-
48000	Other Government & Citizens	101,976	-	-	-
49000	Other Sources	-	-	-	-
Total Educ Debt Service Rev Category Summary		\$ 2,361,637	\$ 91,803	\$ 91,803	\$ -
156	Education Debt Service Expenditures				
82100	Principal on Debt	\$ 2,012,959	\$ -	\$ -	\$ -
82200	Interest on Debt	279,305	-	-	-
82300	Other Debt Charges	46,763	1,936	1,936	-
99000	Other Uses	-	3,645,781	3,645,781	-
Total Educ Debt Service Fund Exp Summary		\$ 2,339,027	\$ 3,647,717	\$ 3,647,717	\$ -

Franklin County, TN County General Fund # 101		This budget is based on a continuing budget w/5.4% Med Insurance Dec-Jun Only Increase Officials Salaries, Longevity				FY 2020-2021 Budget
Fund #101		2018-2019	2019-2020	2019-2020	2020-2021	FURTHER EXPLANATION
Account No.	Account Description	Actual	Amended	Estimated	Proposed	
Estimated Revenues and Other Sources						
40000 LOCAL TAXES						
40100 County Property Taxes						
40110	Current Property Tax	\$ 10,356,343	\$ 11,602,745	\$ 11,602,745	\$ 11,827,256	Represents \$1.1643
40120	Trustee's Collections - Prior Year	218,620	235,000	216,925	216,925	
40125	Trustee's Collections - Bankruptcy	744	1,000	600	600	
40130	Circuit/Clerk & Master Collections - Prior Year	187,269	160,000	140,000	140,000	
40140	Interest and Penalty	35,918	37,000	54,000	54,000	
40161	Payments in Lieu of Taxes - TVA	4,045	4,000	5,000	5,000	
40162	Payments in Lieu of Taxes - Local Utilities	37,433	37,000	37,800	37,800	
40163	Payments in Lieu of Taxes - Other	34,445	35,000	38,250	38,250	
40200 COUNTY LOCAL OPTION TAXES						
40250	Litigation Tax - General	176,088	144,000	140,000	140,000	
40270	Business Tax	426,781	440,000	440,000	440,000	
40275	Mixed Drink Tax - Local	38,007	45,000	35,000	35,000	
40300 STATUTORY LOCAL TAXES						
40320	Bank Excise Tax	62,963	87,500	87,368	87,368	
40330	Wholesale Beer Tax	221,788	225,000	217,000	217,000	
40390	Other Statutory Local Taxes	509	500	492	492	
TOTAL LOCAL TAXES		\$ 11,800,953	\$ 13,053,745	\$ 13,015,180	\$ 13,239,691	
41000 LICENSES AND PERMITS						
41100 Licenses						
41140	Cable TV Franchise	\$ 59,885	\$ 66,000	\$ 62,500	\$ 62,500	
41500 Permits						
41510	Beer Permits	3,473	3,500	3,500	3,500	
41520	Building Permits	45,020	42,000	43,010	43,010	
41590	Other Permits	360	526	450	450	
TOTAL LICENSES AND PERMITS		\$ 108,738	\$ 112,026	\$ 109,460	\$ 109,460	
42000 FINES, FORFEITURES AND PENALTIES						
42100 Circuit Court						
42110	Fines	\$ 1,491	\$ 4,000	\$ 1,500	\$ 1,500	
42120	Officers Costs	27,021	14,500	14,300	14,300	
42141	Drug Court Fees	1,382	2,500	1,500	1,500	
42150	Jail Fees	7,002	7,500	6,820	6,820	
42180	DUI Treatment Fines	1,684	1,800	1,600	1,600	
42190	Data Entry Fee - Circuit Court	3,439	2,500	2,750	2,750	
42191	Courtroom Security Fee	75	150	55	55	
42192	Victims Assistance Assessments	1,130	1,300	1,500	1,500	
42300 General Sessions Court						
42310	Fines	27,616	23,000	20,500	20,500	
42311	Fines for Littering	19	50	50	50	
42320	Officers Costs	66,426	57,000	56,500	56,500	
42330	Game and Fish Fines	2,754	2,800	2,500	2,500	
42341	Drug Court Fees	11,664	12,500	11,300	11,300	
42350	Jail Fees	21,993	22,500	23,000	23,000	
42380	DUI Treatment Fines	8,771	10,000	11,000	11,000	
42390	Data Entry Fee - General Sessions Court	14,898	15,000	12,300	12,300	
42391	Courtroom Security Fee	1,224	1,500	1,250	1,250	
42392	Victims Assistance Assessments	15,091	16,000	21,000	21,000	
42400 Juvenile Court						
42410	Fines	543	1,200	600	600	
42420	Officers Costs	3,737	5,000	3,800	3,800	
42490	Data Entry Fee - Juvenile Court	1,761	2,000	1,750	1,750	
42491	Courtroom Security Fee - Juvenile Court	-	20	-	-	
42500 Chancery Court						
42520	Officers Costs	684	950	275	275	
42530	Data Entry Fee - Chancery Court	3,330	3,000	3,300	3,300	
42600 Other Courts - In County						
42641	Drug Court Fees	8,315	8,200	8,000	8,000	
42980	Other Fines, Forfeitures & Penalties	2,065	2,075	925	925	
TOTAL FINES, FORFEITURES & PENALTIES		\$ 234,115	\$ 217,045	\$ 208,075	\$ 208,075	
43000 CHARGES FOR CURRENT SERVICES						
43100 General Service Charges						
43190	Other General Service Charges	\$ 47,883	\$ 171,685	\$ 171,685	\$ 60,000	State Contract Litter St. Routes. Hospital OT
43300 Fees						
43350	Copy Fees	\$ -	\$ 50	\$ -	\$ 50	
43366	Greenbelt Application Late	400	500	300	500	
43370	Telephone Commissions	77,506	82,000	78,000	82,000	Inmate Phones

Franklin County, TN		This budget is based on a continuing budget w/5.4% Med Insurance Dec-Jun Only Increase Officials Salaries, Longevity				FY 2020-2021 Budget
County General Fund # 101						
Fund #101						
Account No.	Account Description	2018-2019 Actual	2019-2020 Amended	2019-2020 Estimated	2020-2021 Proposed	FURTHER EXPLANATION
43380	Vending Machine Collections	-	90	-	90	
43390	Constitutional Officers Fees &	-	450	-	450	
43392	Data Processing Fees - Register	15,530	16,000	15,275	16,000	
43393	Probation Fees	249,422	250,000	240,000	250,000	
43394	Data Processing Fees - Sheriff	3,868	4,000	3,550	4,000	Audit Adjustment 2013-14
43395	Sex Offender Registration Fee - Sheriff	7,350	7,400	6,600	7,400	
43396	Data Processing Fees - County Clerk	3,905	3,500	3,600	3,500	
43399	Vehicle Insurance Coverage & Reinstatement Fees	1,235	4,620	4,600	1,220	
	TOTAL CHARGES FOR CURRENT SERVICES	\$ 407,099	\$ 540,295	\$ 523,610	\$ 425,210	
44000 OTHER LOCAL REVENUES						
44100 Recurring Items						
44110	Investment Income	\$ -	\$ 5,000	\$ 5,000	\$ 5,060	
44120	Lease/Rentals	34,407	36,100	25,000	25,000	SCHRA, TN Rehab, TN Environ, FCIDBC
44131	Commissary Sales	11,104	11,500	10,800	11,500	Sheriff Commissary
44140	Sale of Maps	-	50	25	50	
44170	Miscellaneous Refunds	36,252	223,956	224,000	35,000	St Inmate,
44500 Nonrecurring Items						
44530	Sale of Equipment	1,101	15,510	16,000	250	
44540	Sale of Property	49	250	390	250	
44570	Contributions and Gifts	3,670	1,150	850	600	
44990	Other Local Revenues	18,596	1,200	3,800	1,200	Unclaimed Property, Misc & Ins Dividend
44990	Other Local Revenues - SMTAP	10,709	10,500	6,300	10,500	Pavilion Receipts
44990	Other Local Revenues - Project Preservation	139	200	70	200	Project Preservation Receipts
44990	Other Local Revenues - Fair	40,411	52,341	52,500	44,500	Fair Receipts
	TOTAL OTHER LOCAL REVENUES	\$ 156,438	\$ 357,757	\$ 344,735	\$ 134,110	
45000 FEES RECEIVED FROM COUNTY OFFICIALS						
45500 Fees in Lieu of Salary						
45510	County Clerk	\$ 377,024	\$ 375,000	\$ 375,000	\$ 375,000	
45520	Circuit Court Clerk	222,924	235,000	235,000	235,000	
45540	General Sessions Court Clerk	326,471	320,000	320,000	320,000	
45550	Clerk and Master	143,273	135,000	135,000	135,000	
45560	Juvenile Court Clerk	36,307	48,000	48,000	48,000	
45580	Register	201,523	240,000	240,000	205,000	
45590	Sheriff	17,764	20,000	20,000	20,000	
45810	Trustee	773,202	843,000	843,000	760,000	
	TOTAL FEES REC'D FROM COUNTY OFFICIALS	\$ 2,098,488	\$ 2,216,000	\$ 2,216,000	\$ 2,098,000	
46000 STATE OF TENNESSEE						
46100 General Government Grants						
46110	Juvenile Services Program	\$ 9,000	\$ 9,000	\$ 9,000	\$ 9,000	
46190	Other General Government Grants	16,803	1,378	1,378	1,380	Fair
46210	Law Enforcement Training Program	23,400	34,400	34,400	34,400	
46310	Health Department Programs	96,647	261,000	261,000	246,600	DGA Contract (100%)
46390	Other Health & Welfare Grants	-	20,000	20,000	-	Healthy Built Environment Grant
46400 Public Works Grants						
46430	Litter Program	18,808	25,000	21,000	25,000	about 20%
46440	TN Industrial Infrastructure Program Grant TVA	-	1,319	1,319	-	Modena Property soil testing
46440	TN Industrial Infrastructure Program Grant Nissan	-	-	-	-	Auditor moved to 47170
46440	TN Industrial Infrastructure Program Grant Site Development	51,750	-	-	-	Auditor moved to 47170
46800 Other State Revenues						
46820	Income Tax	241,502	240,000	240,000	200,000	
46830	Beer Tax	17,959	18,500	18,175	18,175	
43835	Vehicle Certificate of Title Fees	8,233	11,000	8,250	11,000	Co Clerk fee reserved for equipment/supplies
46840	Alcoholic Beverage Tax	96,945	98,000	102,800	98,000	
46851	State Revenue Sharing - TVA	1,133,321	1,321,158	1,321,158	1,140,000	TVA
46862	State Revenue Sharing - Telecommunications	64,586	50,000	59,776	50,000	
46915	Contracted Prisoner Boarding	803,488	1,080,000	1,080,000	935,000	
46960	Registrar's Salary Supplement	15,164	15,164	15,164	15,164	
46980	Other State Grants	21,361	135,308	130,950	-	St Recidivism Grant
46990	Other State Revenues	43,601	4,382	3,000	3,000	
	TOTAL STATE OF TENNESSEE	\$ 2,662,568	\$ 3,325,609	\$ 3,327,370	\$ 2,786,719	
47000 FEDERAL GOVERNMENT						
47100 Federal Through State						
47170	Appalachian Regional Commission Nissan	\$ 263,570	\$ 219,181	\$ 219,181	\$ -	Dechard Water Nissan ARC
47170	Appalachian Regional Commission ID Brd Site Development	-	298,250	298,250	-	Site development Industrial Park Site #9 ARC
47180	Community Development Housing Grant	21,747	355,000	355,000	-	(SCTDD Housing \$355K (100%) will rebudget
47180	Community Development TCAT Grant	329,837	4,375,165	4,375,165	446,406	TCAT EDA Grant \$446,406
47220	Civil Defense Reimbursement	38,850	38,850	38,850	38,850	

Franklin County, TN		This budget is based on a continuing budget w/5.4% Med Insurance Dec-Jun Only increase Officials Salaries, Longevity				FY 2020-2021 Budget
County General Fund # 101						
Fund #101						
Account No.	Account Description	2018-2019 Actual	2019-2020 Amended	2019-2020 Estimated	2020-2021 Proposed	FURTHER EXPLANATION
47235	Homeland Security Grants	19,814	20,880	19,728	-	Homeland Security Grant 100%
47590	Other Federal through State	356,121	370,291	370,291	246,750	Impaired Drivers \$12,850 & Hwy Visibility \$3K, JAG \$100K (100%)
47990	Other Direct Federal Revenue	310,390	679,000	679,000	10,000	Inmate Social Security & Other Misc (100%)
	TOTAL FEDERAL GOVERNMENT	\$ 1,340,329	\$ 6,356,617	\$ 6,355,465	\$ 742,006	
OTHER GOVERNMENTS & CITIZENS						
48100	Other Governments					
48130	Contributions	\$ 163,287	\$ 87,569	\$ 85,917	\$ 84,500	E-911, Cities PPA, Cadet, DAV
48600	Citizens & Groups					
48610	Donations	\$ 41,335	\$ 46,719	\$ 45,669	\$ 42,500	Animal Control, Cadet, DAV
48990	Other	69,667	66,000	65,148	66,000	BOE for SRO, Cell Phones/Software, Beer Fines
	TOTAL OTHER GOVERNMENTS & CITIZENS	\$ 274,289	\$ 200,288	\$ 196,734	\$ 193,000	
	TOTAL ESTIMATED REVENUES	\$ 19,083,017	\$ 26,379,382	\$ 26,296,629	\$ 19,936,271	
OTHER SOURCES						
49800	Transfers In	\$ 1,105,606	\$ 105,606	\$ 105,606	\$ 105,606	Library \$3K, Hwy\$3,803 & Solid Waste\$3,803, Hwy Equip 2015/16 \$50K, SW 2015/16 Equip \$45K ends 6/30/21
	TOTAL OTHER SOURCES	\$ 1,105,606	\$ 105,606	\$ 105,606	\$ 105,606	
	TOTAL EST. REVENUES & OTHER SOURCES	\$ 20,188,623	\$ 26,484,988	\$ 26,402,235	\$ 20,041,877	
Estimated Expenditures						
51100 COUNTY COMMISSION						
191	Board & Committee Fees	\$ 69,455	\$ 68,000	\$ 68,000	\$ 69,500	
	Total Salary Expense	\$ 69,455	\$ 68,000	\$ 68,000	\$ 69,500	
201	Social Security	3,833	4,100	3,660	4,100	
204	Pensions	331	410	282	410	
207	Medical Insurance	548	700	461	700	
210	Unemployment Compensation	3	15	11	15	
212	Employer Medicare Liability	1,002	1,008	951	1,008	
	Total Benefit Expense	\$ 5,717	\$ 6,233	\$ 5,366	\$ 6,233	
305	Audit Services	15,600	16,000	15,800	16,000	Based on Census Data
320	Dues & Memberships	11,952	12,250	12,210	12,250	SCTDD, TCCA, TCSEA & SCHRA
330	Operating Lease Payments	-	4,650	4,110	4,650	KMBS Copler Lease
331	Legal Services	8,513	9,500	6,000	17,500	
332	Legal Notices	6,771	5,000	3,000	7,000	Some Reimbursed through Grants
334	Maintenance Agreements	4,331	-	-	-	moved to line 330
355	Travel	2,679	4,500	2,028	7,500	Periderms, Mileage & Lodging, Etc
399	Other Contracted Services	-	2,000	-	7,000	Co Comm Requirements**
	Total Contract Expense	\$ 49,846	\$ 53,900	\$ 43,148	\$ 71,900	Misc
435	Office Supplies	7,175	10,000	9,154	14,000	Includes copy/printer paper for all
	Total Supply Expense	\$ 7,175	\$ 10,000	\$ 9,154	\$ 14,000	
509	Refunds	4,241	12,000	7,600	63,000	Bldg. permits, tax refunds, etc. \$60K P&Z Refund/offset permit revenue 2019/20)
524	In Service/Staff Development	1,730	3,500	1,050	3,500	Meeting Registrations & Contracted In-Service Staff Development
540	Tax Relief Program	98,326	106,000	104,696	99,000	**New Co Comm Requirements*** Elderly low-income/Disabled Veterans
599	Other Charges	217,309	11,344	14,285	15,000	Settlement, E-911 Sign Maint & Misc
599	Other Charges - Census	-	10,500	3,580	-	
599	Other Charges - Fair	57,591	57,780	61,182	45,000	Franklin County Fair - Balance Carries
599	Other Charges - Project Preservation	-	50	43	5,199	Project Preservation - Balance Carries
	Total Other Expense	\$ 379,197	\$ 201,175	\$ 192,436	\$ 230,699	
	TOTAL COUNTY COMMISSION	\$ 511,390	\$ 339,307	\$ 318,104	\$ 392,332	
51220 BEER BOARD						
332	Legal Notices	\$ 463	\$ 500	\$ 500	\$ 500	Advertising
355	Travel	-	25	-	25	Periderms, Mileage & Lodging, Etc
	Total Contract Expense	\$ 463	\$ 525	\$ 500	\$ 525	
	TOTAL BEER BOARD	\$ 463	\$ 525	\$ 500	\$ 525	

Franklin County, TN		This budget is based on a continuing budget w/5.4% Med Insurance Dec-Jun Only Increase Officials Salaries, Longevity				FY 2020-2021 Budget
County General Fund # 101						
Fund #101						
Account No.	Account Description	2018-2019 Actual	2019-2020 Amended	2019-2020 Estimated	2020-2021 Proposed	FURTHER EXPLANATION
51300 COUNTY MAYOR						
101	County Official	\$ 90,992	\$ 93,267	\$ 93,267	\$ 96,494	Elected - State Mandated
103	Assistant(s)	34,936	37,649	37,649	37,649	1 position FT
185	Educational Incentive – Other County Employees	-	-	-	850	1 employee
186	Longevity	-	-	-	300	1 employee
189	Other Salaries & Wages	14,989	15,267	15,267	15,267	
	Total Salary Expense	\$ 140,917	\$ 146,183	\$ 146,183	\$ 150,560	
201	Social Security	8,720	9,151	9,006	9,370	
204	Pensions	17,316	17,708	17,589	18,131	
206	Life Insurance	105	116	114	114	
207	Medical Insurance	10,813	10,296	10,195	10,620	
210	Unemployment Compensation	73	79	40	79	1 FT
212	Employer Medicare Liability	2,039	2,141	2,106	2,192	
299	Other Fringe Benefits	88	500	288	500	
	Total Benefit Expense	\$ 39,154	\$ 39,991	\$ 39,339	\$ 41,006	
307	Communication	29	100	30	100	
320	Dues & Memberships	1,800	1,800	1,800	1,800	TACM
330	Operating Lease Payments	-	4,000	4,274	4,000	KMBS Lease Copier (moved from 334)
334	Maintenance Agreement	2,595	-	-	-	
348	Postal Charges	190	50	-	50	
355	Travel	55	944	732	200	Periderms, Mileage & Lodging, Etc
	Total Contract Expense	\$ 4,669	\$ 6,894	\$ 6,836	\$ 6,150	
425	Gasoline	954	693	357	1,250	Moved from ID Board
435	Office Supplies	1,297	1,500	508	1,500	
	Total Supply Expense	\$ 2,251	\$ 2,193	\$ 865	\$ 2,750	
508	Premium on Surety Bonds	50	50	-	50	
524	In Service/Staff Development	199	585	585	300	Meeting Registrations & Contracted In-Service Staff Development
599	Other Charges	733	1,500	785	2,000	
	Total Other Expense	\$ 982	\$ 2,135	\$ 1,370	\$ 2,350	
	TOTAL COUNTY MAYOR	\$ 187,973	\$ 197,396	\$ 194,592	\$ 202,816	
51400 COUNTY ATTORNEY						
331	Legal Services	10,800	10,800	10,800	10,800	\$900 Monthly Retainer
	Total Contract Expense	\$ 10,800	\$ 10,800	\$ 10,800	\$ 10,800	
	TOTAL COUNTY ATTORNEY	\$ 10,800	\$ 10,800	\$ 10,800	\$ 10,800	
51500 ELECTION COMMISSION						
101	County Official	\$ 70,904	\$ 72,676	\$ 72,676	\$ 75,191	Elected - State Mandated 3.46%
106	Deputy	36,629	37,645	37,644	37,645	1 position
184	Educational Incentive – Co. Official/Admin. Officer	950	950	950	950	1 employee
186	Longevity	1,320	1,440	1,440	1,560	2 employees
187	Overtime Pay	3,941	4,370	4,277	4,000	1 Elections this fiscal year
189	Other Salaries & Wages	13,528	15,060	12,383	16,640	part time
192	Election Commission	1,540	2,500	1,645	2,500	
193	Election Workers	38,916	19,000	17,578	22,000	1 Elections this fiscal year
	Total Salary Expense	\$ 167,728	\$ 153,641	\$ 148,592	\$ 160,485	
201	Social Security	10,055	9,818	8,814	9,981	
204	Pensions	15,655	14,069	13,889	14,385	
206	Life Insurance	94	94	83	94	2 full time
207	Medical Insurance	14,181	14,300	14,299	14,750	
210	Unemployment Compensation	401	390	162	390	3 emp. + election workers
212	Employer Medicare Liability	2,362	2,296	2,057	2,334	
299	Other Fringe Benefits	500	500	500	500	3 emp. + election workers
	Total Benefit Expense	\$ 43,248	\$ 41,467	\$ 39,805	\$ 42,434	
307	Communication	266	500	360	300	
317	Data Processing Services	18,145	16,400	16,395	18,500	Microvote and Embry
320	Dues & Memberships	450	450	450	450	TACEO
330	Operating Lease Payments	-	3,900	4,476	3,900	KMBS Copier Lease
332	Legal Notices	6,428	8,450	7,000	4,000	PPB long ballots
334	Maintenance Agreements	4,724	850	850	600	Kardveyor (Copier moved to line 330)
336	Maintenance & Repair – Equipment	310	-	-	500	
348	Postal Charges	3,985	3,650	2,110	3,200	
349	Printing, Stationary & Forms	2,232	2,550	1,928	2,500	
355	Travel	1,565	160	259	2,200	Periderms, Mileage & Lodging, Etc
399	Other Contracted Services	6,245	6,200	3,205	7,000	2 maintenance techs.
	Total Contract Expense	\$ 44,350	\$ 43,110	\$ 37,034	\$ 43,150	
435	Office Supplies	3,863	4,000	2,580	4,000	
499	Other Supplies & Materials	1,554	1,220	1,217	1,800	
	Total Supply Expense	\$ 5,417	\$ 5,220	\$ 3,796	\$ 5,800	

Franklin County, TN		This budget is based on a continuing budget w/5.4% Med Insurance Dec-Jun Only Increase Officials Salaries, Longevity				FY 2020-2021 Budget
County General Fund # 101						
Fund #101						
Account No.	Account Description	2018-2019 Actual	2019-2020 Amended	2019-2020 Estimated	2020-2021 Proposed	FURTHER EXPLANATION
524	In Service/Staff Development	830	130	130	1,200	Meeting Registrations & Contracted Service Staff Development In-
599	Other Charges	3,765	50	50	50	Notary Bonds & Misc
	Total Other Expense	\$ 4,595	\$ 180	\$ 180	\$ 1,250	
709	Data Processing Equipment	-	26,837	26,837	1,837	Technology Grant
	Total Capital Expense	\$ -	\$ 26,837	\$ 26,837	\$ 1,837	
	TOTAL ELECTION COMMISSION	\$ 265,338	\$ 270,454	\$ 256,244	\$ 254,956	
51600 REGISTER OF DEEDS						
101	County Official	\$ 78,782	\$ 80,751	\$ 80,751	\$ 83,545	Elected - State Mandated 3.46%
106	Deputy(ies)	133,075	136,642	136,638	136,642	4 positions
185	Educational Incentive – Other County Employees	3,800	2,850	2,850	2,850	4 employees
186	Longevity	2,400	2,700	2,700	2,760	3 employees
	Total Salary Expense	\$ 218,057	\$ 222,943	\$ 222,939	\$ 225,797	
201	Social Security	12,418	13,872	12,859	14,049	
204	Pensions	30,369	26,855	26,849	27,198	
206	Life Insurance	230	234	234	234	
207	Medical Insurance	35,454	35,750	35,748	36,874	
210	Unemployment Compensation	210	220	112	220	4 empl. not incl. elected official
212	Employer Medicare Liability	2,904	3,244	3,007	3,286	
299	Other Fringe Benefits	800	800	800	800	
	Total Benefit Expense	\$ 82,385	\$ 80,975	\$ 79,609	\$ 82,661	
307	Communication	505	450	545	450	
317	Data Processing Services	15,511	18,000	18,000	18,300	BIS - Offset by DP revenue
320	Dues & Memberships	785	810	805	810	COAT(INCR), TRA, MTRA
330	Operating Lease Payments	-	5,306	5,206	5,306	KMBS Copier & Postage Machine Lease
334	Maintenance Agreements	604	-	-	-	moved to line 330
337	Maintenance & Repair – Office Equipment	3,304	-	-	-	moved to line 330
348	Postal Charges	-	2,500	2,000	2,200	
355	Travel	1,846	2,500	876	2,500	Periderms, Mileage & Lodging, Etc
399	Other Contracted Services	5,920	10,000	6,300	10,000	Microfilming, Rebinding & Plat Scanning
	Total Contract Expense	\$ 28,475	\$ 39,566	\$ 33,732	\$ 39,566	
435	Office Supplies	11,351	5,932	3,978	7,000	
	Total Supply Expense	\$ 11,351	\$ 5,932	\$ 3,978	\$ 7,000	
508	Premium on Surety Bonds	-	50	-	50	Register & 1 Notaries
524	In Service/Staff Development	917	1,200	580	1,200	Meeting Registrations & Contracted Service Staff Development & Recert In-
	Total Other Expense	\$ 917	\$ 1,250	\$ 580	\$ 1,250	
711	Furniture & Fixtures	1,358	-	-	-	Shelves & Chairs
799	Other Capital Outlay	2,628	6,068	6,068	5,000	
	Total Capital Expense	\$ 3,986	\$ 6,068	\$ 6,068	\$ 5,000	
	TOTAL REGISTER OF DEEDS	\$ 345,171	\$ 356,734	\$ 346,907	\$ 361,274	
51720 PLANNING & ZONING						
105	Supervisor/Director	\$ 64,961	\$ 66,751	\$ 66,758	\$ 66,751	Appointed - Hourly
106	Deputy	40,290	41,412	41,417	41,412	1 full time position
184	Educational Incentive – Co. Official/Admin. Officer	950	950	950	950	1 employee
185	Educational Incentive – Other County Employees	950	950	950	950	1 employee
186	Longevity	1,740	1,860	1,860	1,980	2 employees
187	Overtime	445	-	-	-	Office Changing to Compensation Time
	Total Salary Expense	\$ 109,336	\$ 111,923	\$ 111,935	\$ 112,043	
201	Social Security	6,720	6,964	6,878	6,971	
204	Pensions	15,322	13,482	13,480	13,494	
206	Life Insurance	94	94	94	94	
207	Medical Insurance	13,621	14,300	14,299	14,750	
210	Unemployment Compensation	84	110	56	108	
212	Employer Medicare Liability	1,572	1,629	1,608	1,630	
299	Other Fringe Benefits	400	400	400	400	
	Total Benefit Expense	\$ 37,813	\$ 36,978	\$ 36,815	\$ 37,447	
307	Communication	201	220	219	220	
320	Dues and Memberships	25	25	25	25	TNAFFM
330	Operating Lease Payments	-	2,280	2,580	2,280	KMBS Copier Maintenance Lease (got rid of fax and printer cost)
332	Legal Notices, Recording & Court Cost	1,637	2,200	2,200	2,200	
334	Maintenance Agreement (Software)	1,300	1,300	1,300	1,300	ESRI (GIS)
337	Maintenance & Repair – Office Equipment	1,012	-	-	-	Moved to line 330
338	Maintenance & Repair – Vehicle	528	2,000	1,429	500	County Vehicle needs engine work
348	Postal Charges	300	800	800	800	
355	Travel	794	1,250	522	1,250	Periderms, Mileage & Lodging, TNAFFM Conference & Mandated Training
	Total Contract Expense	\$ 5,797	\$ 10,075	\$ 9,075	\$ 8,575	

Franklin County, TN		This budget is based on a continuing budget w/5.4% Med Insurance Dec-Jun				FY 2020-2021 Budget
County General Fund # 101		Only Increase Officials Salaries, Longevity				
Fund #101		2018-2019	2019-2020	2019-2020	2020-2021	FURTHER EXPLANATION
Account No.	Account Description	Actual	Amended	Estimated	Proposed	
425	Gasoline	747	1,200	600	1,200	Increase due to activity
432	Library Books/Media	-	350	-	350	
435	Office Supplies	3,299	1,500	1,143	1,500	
	Total Supply Expense	\$ 4,046	\$ 3,050	\$ 1,743	\$ 3,050	
508	Premiums on Corporate Surety Bonds	-	100	50	100	Notary Bonds
524	In Service/Staff Development	200	1,500	375	1,500	Meeting Registrations & Contracted In-Service Staff Development ESRI/GIS, TN Mandated Training TNAFPM Conference
599	Other Charges	-	30	32	30	Notary Application Fee
	Total Other Expense	\$ 200	\$ 1,630	\$ 457	\$ 1,630	
799	Other Capital Outlay	-	2,000	-	3,500	Non-Supply Items
	Total Capital Expense	\$ -	\$ 2,000	\$ -	\$ 3,500	
	TOTAL PLANNING & ZONING	\$ 157,192	\$ 165,656	\$ 160,023	\$ 166,245	
51800 COUNTY BUILDINGS						
105	Supervisor/Director	\$ 33,530	\$ 34,455	\$ 34,507	\$ 34,455	Appointed - Hourly
166	Custodial Personnel	142,379	144,850	143,005	154,853	6 positions
167	Maintenance Personnel	60,827	52,586	47,878	62,586	2 positions
169	Part-Time Personnel	-	7,000	6,133	18,078	1 position
186	Longevity	3,180	3,420	3,060	3,540	5 employees
187	Overtime	-	800	-	800	
189	Other Salaries & Wages	14	1,300	242	300	Hrs Paid During Holiday/Admin above RegularHrs
	Total Salary Expense	\$ 239,930	\$ 244,412	\$ 234,824	\$ 274,613	
201	Social Security	13,820	16,009	14,156	17,150	
204	Pensions	32,898	30,997	23,667	33,207	TCRS 12%
206	Life Insurance	417	421	374	468	
207	Medical Insurance	63,518	64,350	52,430	73,749	5.4% Increase Dec - June
210	Unemployment Compensation	390	495	368	550	
212	Employer Medicare Liability	3,232	3,744	3,311	4,011	
299	Other Fringo Benefits	1,800	1,800	1,450	2,000	10 employees
	Total Benefit Expense	\$ 116,075	\$ 117,817	\$ 95,756	\$ 131,134	
307	Communication	42,930	43,000	43,395	43,000	
321	Engineering Services	-	2,000	-	15,000	
334	Maintenance Agreement	36,509	40,000	42,608	40,000	ISP (Comcast), Others
335	Maintenance & Repair -- Buildings	108,158	80,000	66,689	90,000	Otis Elevator; Boiler Supply; Fire Ext Heat/Air & Nashville Chemical
336	Maintenance & Repair -- Equipment	14,837	17,000	15,878	17,000	Signal Voice, Rapiscan
338	Maintenance & Repair -- Vehicles	2,050	3,000	1,174	3,000	Routine maint & tire replacement
347	Pest Control	9,741	12,000	12,000	12,000	Co Wide Annual Bid Item
359	Disposal Services	7,502	8,000	8,000	8,000	Most County locations
399	Other Contracted Services	279,501	65,571	65,222	40,000	
	Total Contract Expense	\$ 501,228	\$ 270,571	\$ 254,967	\$ 268,000	
410	Custodial Supplies	24,233	28,000	24,722	28,000	
425	Gasoline	2,314	2,300	2,200	2,300	
451	Uniforms	1,988	3,200	2,299	3,200	
452	Utilities	459,699	420,000	420,000	440,000	
499	Other Supplies/Materials	1,136	1,200	1,156	1,200	
	Total Supply Expense	\$ 489,370	\$ 454,700	\$ 450,377	\$ 474,700	
599	Other Charges	5,330	4,500	1,203	4,500	
	Total Other Expense	\$ 5,330	\$ 4,500	\$ 1,203	\$ 4,500	
707	Building Improvements	374,276	112,500	98,000	-	HVAC Courthouse Hallways, etc.. Landscaping Courthouse
717	Maintenance Equipment	3,821	1,500	1,108	1,500	
799	Other Capital Outlay	36,288	7,000	4,000	40,000	Unexpected Building Exp during the year
	Total Capital Expense	\$ 414,385	\$ 121,000	\$ 103,108	\$ 41,500	
	TOTAL COUNTY BUILDINGS	\$ 1,766,318	\$ 1,213,000	\$ 1,140,235	\$ 1,194,447	
51900 Other General Administration - IT						
307	Communication	\$ 200	\$ 300	\$ 547	\$ 300	Verizon & Long Dist
334	Maintenance Agreement	12,490	18,645	14,206	20,000	Network Services, Email Server, Webhosting, Archive & Other (some moved from 51800)
399	Other Contracted Services	47,213	51,200	51,485	50,000	Individual's Contracted Services moved from 51800
	Total Contract Expense	\$ 59,903	\$ 70,145	\$ 66,238	\$ 70,300	
599	Other Charges	312	555	545	400	Misc Software, Freight & Misc Charges
	Total Other Expense	\$ 312	\$ 555	\$ 545	\$ 400	
709	Data Processing Equipment	17,483	12,750	12,379	12,750	Departments IT Maintains
	Total Capital Expense	\$ 17,483	\$ 12,750	\$ 12,379	\$ 12,750	
	Total Other General Administration - IT	\$ 77,698	\$ 83,450	\$ 79,162	\$ 83,450	

Franklin County, TN		This budget is based on a continuing budget w/5.4% Med Insurance Dec-Jun				FY 2020-2021 Budget
County General Fund # 101		Only Increase Officials Salaries, Longevity				
Fund #101		2018-2019	2019-2020	2019-2020	2020-2021	FURTHER EXPLANATION
Account No.	Account Description	Actual	Amended	Estimated	Proposed	
52300	PROPERTY ASSESSOR					
101	County Official	\$ 78,782	\$ 80,751	\$ 80,751	\$ 83,545	Elected - State Mandated 3.46%
106	Deputy(ies)	224,656	237,331	235,154	245,320	7 positions
185	Educational Incentive -- Other County Employees	950	3,500	950	3,500	4 Eligible employees
186	Longevity	1,200	1,500	1,500	2,160	4 employees
187	Overtime	6,834	7,000	9,398	7,000	Moved funds from PT
191	Board & Committee Fees	3,740	4,820	4,000	4,820	CBE
	Total Salary Expense	\$ 316,162	\$ 334,902	\$ 331,753	\$ 346,345	
201	Social Security	18,944	20,347	19,980	21,560	
204	Pensions	43,830	39,749	39,385	41,162	TCRS 12%
206	Life Insurance	374	374	374	374	
207	Medical Insurance	56,726	57,200	57,197	58,999	5.4% Increase Dec - June
210	Unemployment Compensation	336	385	224	385	7 employees
212	Employer Medicare Liability	4,444	4,992	4,673	5,042	
299	Other Fringe Benefits	1,400	1,400	1,400	1,400	7 employees
	Total Benefit Expense	\$ 126,054	\$ 124,447	\$ 123,232	\$ 128,923	
308	Consultants	3,750	5,000	5,000	5,000	Tax Consultant - Appeals
309	Contracts with Gov't Agencies	20,233	42,000	42,000	42,000	Comptroller of Treasury & Divn of Property Assessments
312	Contracts with Private Agencies	32,188	34,000	34,000	34,000	PPR - Increase in Audits
320	Dues & Memberships	1,800	1,800	1,800	1,800	TAA
330	Operating Lease Payments	-	8,400	10,260	8,400	KMBS Copier Lease
332	Legal Notices, Recording & Court Cost	334	600	646	600	Herald Chronicle Increase in Rates
334	Maintenance Agreement	11,129	6,000	6,072	6,000	ESRI & ACES (KMBS moved to line 330)
337	Maintenance & Repair -- Office Equipment	-	42	-	1,000	
338	Maintenance & Repair -- Vehicles	13	1,500	593	1,500	
348	Postal Charges	2,816	9,800	8,770	9,800	
355	Travel	851	1,200	568	1,200	Periderms, Mileage & Lodging, Etc Increase in Training
	Total Contract Expense	\$ 73,114	\$ 110,342	\$ 109,708	\$ 111,300	
425	Gasoline	917	2,000	2,000	2,000	
435	Office Supplies	3,924	4,200	3,162	4,200	
	Total Supply Expense	\$ 4,841	\$ 6,200	\$ 5,162	\$ 6,200	
508	Premium on Surety Bonds	-	200	-	200	Notary Bonds
524	In Service/Staff Development	235	1,500	335	1,500	In-Service Staff Development Increase in Training
599	Other Charges	683	1,000	983	1,000	
	Total Other Expense	\$ 918	\$ 2,700	\$ 1,318	\$ 2,700	
719	Office Equipment	-	3,958	3,958	3,000	
	Total Capital Expense	\$ -	\$ 3,958	\$ 3,958	\$ 3,000	
	TOTAL PROPERTY ASSESSOR	\$ 521,089	\$ 582,549	\$ 575,133	\$ 598,467	
52400	COUNTY TRUSTEE					
101	County Official	\$ 78,782	\$ 80,751	\$ 80,751	\$ 83,545	Elected - State Mandated 3.46%
106	Deputy(ies)	135,092	137,640	136,051	137,650	4 positions
185	Educational Incentive -- Other County Employees	2,850	1,900	1,900	1,800	2 employees
186	Longevity	2,220	2,280	2,280	1,200	1 employee
189	Other Salaries & Wages	896	2,500	1,480	2,500	Employee from County - shared or retiree
	Total Salary Expense	\$ 219,840	\$ 225,071	\$ 222,463	\$ 226,695	
201	Social Security	13,227	14,004	13,489	14,105	
204	Pensions	29,757	27,111	24,737	27,306	TCRS 12%
206	Life Insurance	216	234	206	234	
207	Medical Insurance	35,454	35,750	35,748	36,874	5.4% Increase Dec - June
210	Unemployment Compensation	205	235	128	235	4 Ft & 1 Partial PT -- not incl. elected official
212	Employer Medicare Liability	3,106	3,275	3,174	3,299	
299	Other Fringe Benefits	800	800	800	800	4 employees
	Total Benefit Expense	\$ 82,765	\$ 81,410	\$ 78,281	\$ 82,853	
317	Data Processing Services	10,560	12,500	12,060	12,500	LGDP
320	Dues & Memberships	905	980	975	1,003	COAT & MTTA
330	Operating Lease Payments	-	1,400	1,303	1,400	KMBS Copier Maint
334	Maintenance Agreements	1,197	-	-	-	moved to line 330
348	Postage	10,250	10,750	10,300	10,750	
355	Travel	2,235	2,000	874	2,000	Periderms, Mileage & Lodging, Etc
399	Other Contracted Services	5,474	6,600	6,979	6,600	Contracted Billing
	Total Contract Expense	\$ 30,621	\$ 34,230	\$ 32,491	\$ 34,253	
435	Office Supplies	3,853	4,500	4,292	4,500	
	Total Supply Expense	\$ 3,853	\$ 4,500	\$ 4,292	\$ 4,500	
508	Premium on Surety Bonds	-	50	-	50	Notary Bond
524	In Service/Staff Development	1,015	1,425	1,115	1,402	Meeting Registrations & Contracted Service Staff Development
	Total Other Expense	\$ 1,015	\$ 1,475	\$ 1,115	\$ 1,452	
	TOTAL COUNTY TRUSTEE	\$ 338,094	\$ 346,685	\$ 338,641	\$ 349,753	

Franklin County, TN		This budget is based on a continuing budget w/5.4% Med Insurance Dec-Jun				FY 2020-2021 Budget
County General Fund # 101		Only Increase Officials Salaries, Longevity				
Fund #101						
Account No.	Account Description	2018-2019 Actual	2019-2020 Amended	2019-2020 Estimated	2020-2021 Proposed	FURTHER EXPLANATION
52500	COUNTY CLERK					
101	County Official	\$ 78,782	\$ 80,751	\$ 80,751	\$ 83,545	Elected - State Mandated 3.46%
106	Deputy(ies)	277,295	317,956	314,622	320,956	9 FT Employees
169	Part Time Personnel	26,733	6,810	6,397	8,110	1 Employees
185	Educational Incentive -- Other County Employees	5,700	5,700	5,700	5,700	7 employees
186	Longevity	5,880	6,060	6,060	6,240	6 employees
	Total Salary Expense	\$ 394,390	\$ 417,077	\$ 413,530	\$ 424,551	
201	Social Security	23,519	26,265	24,802	26,449	
204	Pensions	49,345	47,753	47,197	48,110	TCRS 12%
206	Life Insurance	417	469	448	469	
207	Medical Insurance	63,165	71,500	70,237	73,749	5.4% Increase Dec - June
210	Unemployment Compensation	507	565	259	565	
212	Employer Medicare Liability	5,528	6,143	5,801	6,186	
299	Other Fringe Benefits	2,050	2,050	1,800	2,050	
	Total Benefit Expense	\$ 144,531	\$ 154,745	\$ 150,543	\$ 157,578	
307	Communication	529	500	524	500	
317	Data Processing Services	22,440	22,500	22,459	23,000	BIS
320	Dues & Memberships	810	840	830	840	COAT & CCA
330	Operating Lease Payments	-	3,600	3,841	3,600	KMBS Copier & Postage Machine Rental
334	Maintenance Agreements	2,741	-	-	-	moved to line 330
348	Postal Charges	8,030	11,500	13,000	8,000	Postage
355	Travel	2,733	1,800	1,300	2,800	Periderms, Mileage & Lodging, Etc added for Orientation
399	Other Contracted Services	516	400	50	400	microfilming, install datamax printer
	Total Contract Expense	\$ 37,799	\$ 41,140	\$ 42,004	\$ 39,140	
435	Office Supplies	7,275	7,697	7,500	7,025	
	Total Supply Expense	\$ 7,275	\$ 7,697	\$ 7,500	\$ 7,025	
508	Premium on Surety Bonds	-	128	128	100	Notary bond
524	In Service/Staff Development	1,240	1,400	1,090	1,400	Meeting Registrations & Contracted In-Service Staff Development
599	Other Charges	-	775	770	475	Herald Chronicle, Lexis Nexis & NADA Guide
	Total Other Expense	\$ 1,240	\$ 2,303	\$ 1,988	\$ 1,975	
709	Data Processing Equipment	5,125	3,500	3,470	5,500	
790	Other Equipment	-	-	-	1,000	
	Total Capital Expense	\$ 5,125	\$ 3,500	\$ 3,470	\$ 6,500	
	TOTAL COUNTY CLERK	\$ 590,360	\$ 626,462	\$ 619,035	\$ 636,769	
52900	FINANCE DEPARTMENT					
105	Supervisor/Director	\$ 69,429	\$ 70,818	\$ 70,818	\$ 70,818	Appointed - Salary
106	Deputy Director	59,230	47,014	46,849	60,414	1 position - Salary
119	Accountants/Bookkeepers	320,746	355,444	355,000	347,944	9 positions (last year new person only 6 mos.)
184	Educational Incentive -- Co. Official/Admin. Officer	950	2,105	2,105	1,950	1 appointed official
185	Educational Incentive -- Other County Employees	7,600	7,600	6,650	5,700	8 employees
186	Longevity	8,040	8,640	8,640	7,800	9 employees
	Total Salary Expense	\$ 465,995	\$ 491,620	\$ 490,061	\$ 494,626	
201	Social Security	26,793	28,982	28,393	30,803	
204	Pensions	63,134	57,979	57,748	59,632	TCRS 12%
206	Life Insurance	468	515	480	515	
207	Medical Insurance	67,780	70,500	69,159	73,749	5.4% Increase Dec - June
210	Unemployment Compensation	474	605	307	605	
212	Employer Medicare Liability	6,266	7,246	6,657	7,204	
299	Other Fringe Benefits	2,100	2,200	2,200	2,200	
	Total Benefit Expense	\$ 167,015	\$ 168,027	\$ 164,944	\$ 174,708	
307	Communication	1,989	2,200	2,000	2,200	
317	Data Processing Services	25,745	30,000	29,567	29,700	LGDP software updates Accounting, Fixed Assets, Payroll, Purchasing, Doc Archive
320	Dues & Memberships	634	654	315	654	TASBO, TGFOA, GFOA, SHRM, HRSHRM
330	Operating Lease Payments	-	7,406	7,406	7,400	KMBS Copier/Printers & Pitney lease
334	Maintenance Agreements	10,975	5,200	4,432	5,700	ADT & PAPERLESS PAY (copier/post machine moved to line 330)
348	Postage	4,140	4,400	4,262	4,400	Pitney Bowes Postage
355	Travel	4,423	4,461	2,420	4,500	Periderms, Mileage & Lodging, Etc
399	Other Contracted Services	517	940	873	940	Doc. Shred, PO Box, Lock Box & Website
	Total Contract Expense	\$ 48,423	\$ 55,261	\$ 51,275	\$ 55,494	
435	Office Supplies	13,122	13,241	13,000	13,250	
	Total Supply Expense	\$ 13,122	\$ 13,241	\$ 13,000	\$ 13,250	
508	Premium on Surety Bonds	64	50	-	50	notary bonds
524	In Service/Staff Development	3,715	3,333	2,564	4,200	In-Service Staff Development
599	Other Charges	1,866	2,600	2,465	1,500	Misc odd expenses - (The Herald, etc)
	Total Other Expense	\$ 5,645	\$ 5,983	\$ 5,029	\$ 5,750	

Franklin County, TN		This budget is based on a continuing budget w/5.4% Med Insurance Dec-Jun Only Increase Officials Salaries, Longevity				FY 2020-2021 Budget
County General Fund # 101						
Fund #101						
Account No.	Account Description	2018-2019 Actual	2019-2020 Amended	2019-2020 Estimated	2020-2021 Proposed	FURTHER EXPLANATION
709	Data Processing Equipment	16,552	1,509	1,509	-	
	Total Capital Expense	\$ 16,552	\$ 1,509	\$ 1,509	\$ -	
	TOTAL FINANCE DEPARTMENT	\$ 716,752	\$ 735,642	\$ 725,818	\$ 743,828	
53100	CIRCUIT COURT					
101	County Official	\$ 78,782	\$ 80,751	\$ 80,751	\$ 83,545	Elected - State Mandated 3.46%
106	Deputy(ies)	549,508	564,632	562,838	564,629	14 Positions
169	Part Time Personnel	19,684	14,360	8,594	18,360	
185	Educational Incentive – Other County Employees	3,800	7,200	7,200	6,350	8 Employees
186	Longevity	10,440	11,100	10,680	11,280	13 Employees
187	Overtime Pay	578	1,500	-	1,500	
194	Jury & Witness Fees	2,067	10,000	3,029	10,000	
	Total Salary Expense	\$ 664,859	\$ 689,543	\$ 673,092	\$ 695,664	
201	Social Security	39,351	42,590	40,106	42,722	
204	Pensions	90,215	80,247	79,311	80,501	TCRS 12%
206	Life Insurance	702	702	685	702	
207	Medical Insurance	98,466	96,200	96,104	103,248	5.4% Increase Dec - June
210	Unemployment Compensation	707	895	435	895	14 ft & pt
212	Employer Medicare Liability	9,203	9,961	9,380	9,991	
299	Other Fringe Benefits	3,200	3,400	2,900	3,400	
	Total Benefit Expense	\$ 241,844	\$ 233,995	\$ 228,921	\$ 241,460	
307	Communication	968	1,025	924	1,025	Long Distance
317	Data Processing Services	33,317	34,882	34,982	37,296	LGC Software & Hardware Maint
320	Dues & Memberships	660	750	860	750	COAT & MTSCCA
330	Operating Lease Payments	-	12,400	12,399	12,400	KMBS Copier & Pitney Machine Lease
332	Legal Notices, Recording & Court Cost	117	700	583	700	Grand Jury Ads
334	Maintenance Agreements	12,367	-	-	-	moved to line 330
348	Postal Charges	5,000	10,000	9,085	10,000	
355	Travel	2,868	2,800	2,137	2,800	Periderms, Mileage & Lodging, Etc
358	Remittance of Revenues Collected	16,264	17,000	23,373	17,000	Offset by 100% Revenue
399	Other Contracted Services	2,100	2,000	1,964	300	Accurint & TXT Signal
	Total Contract Expense	\$ 73,661	\$ 81,657	\$ 86,307	\$ 82,271	
432	Library Books & Media	1,118	600	669	600	TCA Updates
435	Office Supplies	9,014	8,581	8,261	9,000	
	Total Supply Expense	\$ 10,132	\$ 9,181	\$ 8,930	\$ 9,600	
508	Premium on Surety Bonds	-	100	-	100	Notary Bonds
524	In Service/Staff Development	1,485	2,000	735	2,000	Meeting Registrations & Contracted In-Service Staff Development
599	Other Charges	98	125	77	125	
	Total Other Expense	\$ 1,583	\$ 2,225	\$ 812	\$ 2,225	
709	Data Processing Equipment	482	-	-	-	
790	Other Equipment	-	2,069	2,069	1,036	
	Total Capital Expense	\$ 482	\$ 2,069	\$ 2,069	\$ 1,036	
	TOTAL CIRCUIT COURT	\$ 992,561	\$ 1,018,670	\$ 1,000,130	\$ 1,032,255	Increase in Budget from original due to Victims Assistance Payments \$17K
53300	GENERAL SESSIONS COURT					
101	County Official	\$ 155,956	\$ 159,699	\$ 159,699	\$ 162,574	Elected - State Mandated 1.8% increase
106	Deputy(ies)	81,301	83,543	83,526	83,543	2 positions
185	Educational Incentive – Other County Employees	-	850	-	850	1 Employee
186	Longevity	-	300	300	660	2 employees
	Total Salary Expense	\$ 237,257	\$ 244,392	\$ 243,525	\$ 247,627	
201	Social Security	13,017	15,177	13,490	15,378	
204	Pensions	33,240	29,379	29,271	29,767	TCRS 12%
206	Life Insurance	140	140	140	140	
207	Medical Insurance	21,272	21,450	21,449	22,125	5.4% Increase Dec - June
210	Unemployment Compensation	84	110	56	110	
212	Employer Medicare Liability	3,380	3,549	3,490	3,596	
299	Other Fringe Benefits	400	400	400	400	
	Total Benefit Expense	\$ 71,533	\$ 70,206	\$ 68,296	\$ 71,516	
330	Operating Lease Payments	-	1,400	1,300	1,400	KMBS Copier Lease
336	Maintenance & Repair – Equipment	1,596	-	-	-	moved to line 330
348	Postage	-	150	-	150	
355	Travel	1,098	1,200	975	1,200	Periderms, Mileage & Lodging, Etc
	Total Contract Expense	\$ 2,694	\$ 2,750	\$ 2,275	\$ 2,750	
432	Library Books & Media	661	600	756	600	TAM, TCSA & Lexis Nexis
435	Office Supplies	1,903	1,500	1,489	1,500	
	Total Supply Expense	\$ 2,564	\$ 2,100	\$ 2,245	\$ 2,100	
524	In Service/Staff Development	430	430	307	430	Meeting Registrations & Contracted Service Staff Development
599	Other Charges	130	925	300	300	
	Total Other Expense	\$ 560	\$ 1,355	\$ 607	\$ 730	

Franklin County, TN		This budget is based on a continuing budget w/5.4% Med Insurance Dec-Jun Only increase Officials Salaries, Longevity				FY 2020-2021 Budget
County General Fund # 101						
Fund #101						
Account No.	Account Description	2018-2019 Actual	2019-2020 Amended	2019-2020 Estimated	2020-2021 Proposed	FURTHER EXPLANATION
790	Other Equipment	-	875	510	1,500	
	Total Capital Expense	\$ -	\$ 875	\$ 510	\$ 1,500	
	TOTAL GENERAL SESSIONS COURT	\$ 314,608	\$ 321,678	\$ 317,458	\$ 326,223	
53330	DRUG COURT PROGRAM					
105	Supervisor/Director	\$ 48,426	\$ 49,394	\$ 49,394	\$ 49,394	Appointed - Salary
186	Longevity	540	600	600	660	1 employee
189	Other Salaries & Wages	22,028	22,898	23,001	22,898	1 employee
	Total Salary Expense	\$ 70,994	\$ 72,892	\$ 72,996	\$ 72,952	
201	Social Security	3,815	4,544	4,036	4,548	
204	Pensions	9,986	8,798	8,493	8,805	TCRS 12%
206	Life Insurance	77	94	73	94	
207	Medical Insurance	14,181	14,300	14,299	14,750	5.4% Increase Dec - June
210	Unemployment Compensation	84	110	57	110	2 employee
212	Employer Medicare Liability	892	1,063	1,600	1,064	
299	Other Fringe Benefits	400	400	400	400	2 employees
	Total Benefit Expense	\$ 29,435	\$ 29,309	\$ 28,959	\$ 29,770	
307	Communication	492	500	641	500	Cell Phone expense
	Total Contract Expense	\$ 492	\$ 500	\$ 641	\$ 500	
	TOTAL DRUG COURT PROGRAM	\$ 100,921	\$ 102,700	\$ 102,595	\$ 103,222	
53400	CHANCERY COURT					
101	County Official	\$ 78,782	\$ 80,751	\$ 80,751	\$ 83,545	Elected - State Mandated 3.46%
106	Deputy	67,277	72,901	69,955	72,901	2 positions
	Total Salary Expense	\$ 146,059	\$ 153,652	\$ 150,706	\$ 156,446	
201	Social Security	8,866	9,551	9,174	9,724	
204	Pensions	20,478	18,490	18,133	18,826	TCRS 12%
206	Life Insurance	140	140	140	140	
207	Medical Insurance	21,272	21,450	21,449	22,125	5.4% Increase Dec - June
210	Unemployment Compensation	126	165	84	165	2 employees
212	Employer Medicare Liability	2,074	2,234	2,146	2,274	
299	Other Fringe Benefits	400	400	400	400	2 employees
	Total Benefit Expense	\$ 53,356	\$ 52,431	\$ 51,525	\$ 53,654	
307	Communication	29	30	31	30	
317	Data Processing Services	18,143	19,222	19,197	19,222	LGC increase Software Maintenance & Backup Verification \$150
320	Dues & Memberships	750	770	860	800	COAT & State Court Clerk Association
330	Operating Lease Payments	-	3,600	3,806	3,600	KMBS Copier & Pitney Machine Lease
332	Legal Notices	-	2,200	-	2,100	Annual Delinquent Notice
334	Maintenance Agreements	3,478	-	-	-	moved to line 330
348	Postal Charges	1,500	1,500	1,500	1,500	Postage Rate Increase
355	Travel	782	700	797	770	Periderms, Mileage & Lodging, Etc
399	Other Contracted Services	647	1,000	190	1,000	Microfilming, Bank Lock Box Rental & Website Domain
	Total Contract Expense	\$ 25,329	\$ 29,022	\$ 26,381	\$ 29,022	
432	Library Books & Media	758	1,300	1,211	1,300	Lexis Nexis/ Thompson
436	Office Supplies	2,268	2,050	2,006	2,050	
	Total Supply Expense	\$ 3,026	\$ 3,350	\$ 3,217	\$ 3,350	
508	Premium on Surety Bonds	114	150	-	150	Notary Bonds
599	Other Charges	15	50	25	50	
	Total Other Expense	\$ 129	\$ 200	\$ 25	\$ 200	
790	Other Equipment	-	1,750	1,744	1,750	
	Total Capital Expense	\$ -	\$ 1,750	\$ 1,744	\$ 1,750	
	TOTAL CHANCERY COURT	\$ 227,899	\$ 240,405	\$ 233,597	\$ 244,422	
53500	JUVENILE COURT					
103	Assistant	\$ 48,755	\$ 50,112	\$ 50,115	\$ 50,112	1 position
106	Deputy(ies)	44,325	45,555	45,546	45,555	1 position
186	Longevity	2,040	2,100	2,100	2,160	2 employees
	Total Salary Expense	\$ 95,120	\$ 97,767	\$ 97,762	\$ 97,827	
201	Social Security	5,228	6,086	5,503	6,090	
204	Pensions	13,337	11,783	11,779	11,790	TCRS 12%
206	Life Insurance	94	94	94	94	
207	Medical Insurance	14,181	14,300	14,299	14,750	5.4% Increase Dec - June
210	Unemployment Compensation	84	110	56	110	2 employees
212	Employer Medicare Liability	1,223	1,423	1,287	1,424	
299	Other Fringe Benefits	400	400	400	400	2 employees
	Total Benefit Expense	\$ 34,547	\$ 34,196	\$ 33,419	\$ 34,658	
307	Communication	736	800	794	800	
320	Dues & Memberships	80	125	125	80	
355	Travel	2,083	2,000	826	2,000	Periderms, Mileage & Lodging, Etc

Franklin County, TN		This budget is based on a continuing budget w/5.4% Med Insurance Dec-Jun				FY 2020-2021 Budget
County General Fund # 101		Only Increase Officials Salaries, Longevity				
Fund #101		2018-2019	2019-2020	2019-2020	2020-2021	FURTHER EXPLANATION
Account No.	Account Description	Actual	Amended	Estimated	Proposed	
	Total Contract Expense	\$ 2,899	\$ 2,925	\$ 1,745	\$ 2,880	
432	Library Books/Media	868	1,100	773	1,100	Lexis Nexis/ Thompson
435	Office Supplies	129	500	250	500	
499	Other Supplies & Materials	-	250	100	250	Drug Test Supplies
	Total Supply Expense	\$ 997	\$ 1,850	\$ 1,123	\$ 1,850	
524	In Service/Staff Development	1,096	1,100	755	1,100	Meeting Registrations & Contracted In-Service Staff Development
599	Other Charges	-	205	50	250	
	Total Other Expense	\$ 1,096	\$ 1,305	\$ 805	\$ 1,350	
799	Other Equipment	-	2,000	-	2,000	
	Total Capital Expense	\$ -	\$ 2,000	\$ -	\$ 2,000	
	TOTAL JUVENILE COURT	\$ 134,659	\$ 140,044	\$ 134,853	\$ 140,565	
53700	JUDICIAL COMMISSIONERS					
101	Judicial Commissioners	\$ 67,997	\$ 70,011	\$ 69,554	\$ 74,511	3 positions
169	Part Time Personnel	8,552	14,000	11,000	19,000	4 positions
186	Longevity	2,220	1,620	1,620	1,680	2 employees
187	Overtime Pay	29,720	29,000	31,000	29,000	
	Total Salary Expense	\$ 108,489	\$ 114,631	\$ 113,174	\$ 124,191	
201	Social Security	6,187	7,749	6,361	7,753	
204	Pensions	11,531	12,723	12,410	12,730	TCRS 12%
206	Life Insurance	125	140	140	140	
207	Medical Insurance	21,272	21,450	21,449	22,125	5.4% Increase Dec - June
210	Unemployment Compensation	182	277	115	277	
212	Employer Medicare Liability	1,454	1,812	1,488	1,813	
299	Other Fringe Benefits	900	850	800	850	
	Total Benefit Expense	\$ 41,651	\$ 45,001	\$ 42,764	\$ 45,688	
320	Dues & Memberships	-	375	-	375	JCA
330	Operating Lease Payments	-	500	470	500	KMBS Printer Lease
334	Maintenance Agreements	544	-	-	-	moved to line 330
355	Travel	249	2,000	-	2,000	Periderms, Mileage & Lodging, Etc
	Total Contract Expense	\$ 793	\$ 2,875	\$ 470	\$ 2,875	
435	Office Supplies	-	200	-	200	
	Total Supply Expense	\$ -	\$ 200	\$ -	\$ 200	
524	In Service/Staff Development	-	400	-	400	Meeting Registrations & Contracted In-Service Staff Development
599	Other Charges	-	50	25	50	
	Total Other Expense	\$ -	\$ 450	\$ 25	\$ 450	
790	Other Equipment	-	750	-	750	
	Total Capital Expense	\$ -	\$ 750	\$ -	\$ 750	
	TOTAL JUDICIAL COMMISSIONERS	\$ 150,933	\$ 163,907	\$ 156,433	\$ 174,154	
53900	OTHER ADMINISTRATION OF JUSTICE GRANT					SAMHSA Grant 100% Grant Yr 9/30/19 - 9/29/20
309	Contracts With Government Agencies	\$ 55,342	\$ 176,238	\$ 176,238	\$ 61,000	
312	Contracts With Private Agencies	124,858	396,815	396,815	70,000	
	TOTAL OTHER ADMINISTRATION OF JUSTICE GRANT	\$ 180,200	\$ 573,053	\$ 573,053	\$ 131,000	
53900	OTHER ADMINISTRATION OF JUSTICE					
399	Other Contracted Services	\$ 36,368	50,000	30,000	40,000	Court Ordered Mental Health Exams
	TOTAL OTHER ADMINISTRATION OF JUSTICE	\$ 36,368	\$ 50,000	\$ 30,000	\$ 40,000	
53910	PROBATION SERVICES					
105	Supervisor/Director	\$ 46,176	\$ 47,467	\$ 47,293	\$ 47,467	Appointed
106	Deputies	-	60,907	58,980	60,907	2 Full Time Positions
169	Part Time Personnel	17,529	-	-	-	1 pos 26 hrs per wk PT no benefits
186	Longevity	480	540	540	600	1 employee
189	Other Salaries & Wages	28,940	-	-	-	1 Full time hourly position
	Total Salary Expense	\$ 93,125	\$ 108,914	\$ 106,813	\$ 108,974	
201	Social Security	5,648	6,784	6,500	6,794	
204	Pensions	10,610	11,134	10,920	13,153	TCRS 12%
206	Life Insurance	94	141	129	141	
207	Medical Insurance	14,181	14,450	14,299	22,125	5.4% Increase Dec - June
210	Unemployment Compensation	146	165	87	165	3 employees
212	Employer Medicare Liability	1,321	1,587	1,520	1,589	
299	Other Fringe Benefits	400	500	600	600	3 employees
	Total Benefit Expense	\$ 32,400	\$ 34,760	\$ 34,055	\$ 44,566	
307	Communication	14	20	16	20	
	Total Contract Expense	\$ 14	\$ 20	\$ 16	\$ 20	
413	Drugs & Medical Supplies	1,800	2,500	2,500	2,500	
435	Office Supplies	2,463	2,300	2,293	2,300	

Franklin County, TN County General Fund # 101		This budget is based on a continuing budget w/5.4% Med Insurance Dec-Jun Only Increase Officials Salaries, Longevity				FY 2020-2021 Budget
Fund #101		2018-2019	2019-2020	2019-2020	2020-2021	FURTHER EXPLANATION
Account No.	Account Description	Actual	Amended	Estimated	Proposed	
	Total Supply Expense	\$ 4,263	\$ 4,800	\$ 4,793	\$ 4,800	
599	Other Charges	-	150	50	150	
	Total Other Expense	\$ -	\$ 150	\$ 50	\$ 150	
790	Other Equipment	-	1,500	-	1,500	Computer Replacement
	Total Capital Expense	\$ -	\$ 1,500	\$ -	\$ 1,500	
	TOTAL PROBATION SERVICES	\$ 129,802	\$ 150,144	\$ 145,727	\$ 160,010	
	54110 SHERIFF'S DEPARTMENT					
101	County Official	\$ 86,661	\$ 88,827	\$ 88,827	\$ 91,901	Elected - State Mandated 3.46%
103	Assistant(s)	63,375	64,843	64,643	64,643	1 position
105	Supervisor/Director (of Warrant Officers)	53,197	6,328	6,326	-	1 position
106	Deputy(ies)	647,264	672,932	664,649	673,652	15 positions (4 Corp/11 Dep) Budgeted
108	Investigator(s)	285,371	340,678	336,422	347,504	6 positions
109	Captains	118,458	120,826	120,827	126,126	2 salary positions
115	Sergeants	235,581	240,946	242,964	240,946	5 positions
119	Accountants	71,401	79,051	78,753	79,051	2 positions
138	Computer Technician	43,576	44,792	44,792	44,792	1 position
140	Salary Supplements	36,300	49,400	49,400	43,800	TSA, ROCIC, IA of Arson, TRC, TCFBINNA, NASRO, NTOA, TLEEA, Educational
142	Mechanic	-	12,712	11,913	42,298	
160	Guards (Courthouse Security)	257,816	269,995	269,666	209,440	1 FT position , PT varies
169	Part Time Personnel	42,071	40,410	35,553	55,410	PT positions vary
170	School Resource Officer	510,672	513,650	513,650	523,650	12 Positions
186	Longevity	30,240	29,400	29,400	31,200	38 employees
187	Overtime Pay	126,347	185,710	185,000	100,000	
189	Other Salaries & Wages	45,043	56,100	54,661	56,100	Hrs Paid During Holiday/Admin above RegularHrs
	Total Salary Expense	\$ 2,653,373	\$ 2,816,400	\$ 2,797,446	\$ 2,730,511	
201	Social Security	156,566	169,893	165,937	172,804	TCRS 12%
204	Pensions	339,285	295,571	289,935	302,734	
206	Life Insurance	2,172	2,200	2,180	2,247	5.4% Increase Dec - June
207	Medical Insurance	293,885	304,609	304,298	352,740	
210	Unemployment Compensation	2,950	2,440	1,975	4,495	
212	Employer Medicare Liability	37,346	39,733	39,199	40,414	
299	Other Fringe Benefits	11,000	11,100	11,000	11,100	
	Total Benefit Expense	\$ 843,204	\$ 825,546	\$ 814,523	\$ 886,533	
307	Communication	31,706	33,000	29,820	33,000	BOE \$7,000 for SRO Cell Phones (\$5K)
312	Contracts with Private Agencies	14,762	16,230	13,239	16,230	Archive Social, OVC, LLC Phone App, LiveVault, LeadsonLine, Tracking Products, TBI, Nexus & NICUSA
320	Dues & Memberships	2,735	2,820	2,710	2,820	TSA, ROCIC, IA of Arson, TRC, TCFBINNA, NASRO, NTOA, TLEEA
330	Operating Lease Payments	-	15,270	15,115	15,270	KMBS Copier, Pitney Machine, M&M Micro & Bumpus Harley
334	Maintenance Agreements	18,191	10,930	10,928	10,650	Team Viewer, Eagle Advantage & Local Gov Corp
336	Maintenance & Repair -- Equipment	1,417	2,250	6,000	2,250	Phone System & Other Equipment Repair
338	Maintenance & Repair -- Vehicles	158,893	140,000	140,000	100,893	Various vendors as needed
340	Medical and Dental Services	600	2,000	875	2,000	Pre-employment & Post Accident
348	Postal Charges	1,557	1,800	1,900	1,800	
355	Travel	15,358	16,000	18,000	16,000	Periderms, Mileage & Lodging, Etc
	Total Contract Expense	\$ 245,219	\$ 240,300	\$ 238,588	\$ 200,913	
412	Diesel Fuel	10,717	12,000	9,500	12,000	
425	Gasoline	146,279	135,000	135,000	145,000	
431	Law Enforcement Supplies	12,389	9,000	9,000	10,000	ammo, holsters, etc.
435	Office Supplies	11,424	10,000	9,106	10,000	In Office supplies
442	Propane Gas	75	1,000	500	1,000	
450	Tires & Tubes	20,268	22,000	21,500	22,000	
451	Uniforms	17,474	15,000	14,477	15,000	Weekly & New Issues for Officers
499	Other Supplies & Materials	1,896	2,882	2,860	2,500	Other Officer supplies
	Total Supply Expense	\$ 220,522	\$ 206,882	\$ 201,942	\$ 217,500	
508	Premium on Surety Bonds	75	75	75	75	Sheriff, Deputy & Notaries
524	In Service/Staff Development	10,002	12,618	10,881	13,000	Meeting Registrations & Contracted Service Staff Development CARRY SRO
525	Constitutional Officers' Operating Expenses	150	500	500	500	
599	Other Charges	8,151	15,220	15,299	12,000	Unexpected Charges & Expenses
599	Other Charges - for Cadet Program	1,636	-	-	1,000	Cadet Program funded by Contributions
599	Other Charges -- for Reserves	13,471	1,466	1,466	33,936	Reserve Program funded by Co - carry \$21,936
	Total Other Expense	\$ 33,485	\$ 29,879	\$ 28,221	\$ 60,511	
709	Data Processing Equipment	814	-	-	-	moved to 790
716	Law Enforcement Equipment	649	-	-	-	moved to 790

Franklin County, TN		This budget is based on a continuing budget w/5.4% Med Insurance Dec-Jun Only Increase Officials Salaries, Longevity				FY 2020-2021 Budget
County General Fund # 101						
Fund #101						
Account No.	Account Description	2018-2019 Actual	2019-2020 Amended	2019-2020 Estimated	2020-2021 Proposed	FURTHER EXPLANATION
718	Motor Vehicles	74,740	220,640	220,640	140,000	New Vehicle rotation
790	Other Equipment	51,693	38,000	37,976	38,000	All Equipment
	Total Capital Expense	\$ 127,896	\$ 258,640	\$ 258,616	\$ 178,000	
	TOTAL SHERIFF'S DEPARTMENT	\$ 4,123,699	\$ 4,377,646	\$ 4,339,337	\$ 4,273,969	
54160 ADMINISTRATION OF THE SEX OFFENDER						
160	Guards	\$ 8,603	\$ 12,000	\$ 10,747	\$ 12,000	2 positions - PT
	Total Salary Expense	\$ 8,603	\$ 12,000	\$ 10,747	\$ 12,000	
201	Social Security	540	756	673	756	
210	Unemployment Compensation	39	110	33	110	2 employees
212	Employers Medicare Liability	126	177	157	177	
299	Other Fringe Benefits	100	200	100	200	2 employees
	Total Benefit Expense	\$ 805	\$ 1,243	\$ 963	\$ 1,243	
358	Remittance of Revenue Collections	300	2,350	1,000	2,350	Sex Offender Registry State Portion
	Total Contract Expense	\$ 300	\$ 2,350	\$ 1,000	\$ 2,350	
	TOTAL ADMIN OF SEX OFFENDER	\$ 9,708	\$ 15,593	\$ 12,710	\$ 15,593	
54210 JAIL						
103	Assistants	\$ 59,229	\$ 60,413	\$ 60,413	\$ 60,413	1 position
106	Deputy Assistant	39,725	43,611	41,473	43,611	1 position
131	Medical Personnel	85,043	84,150	86,802	92,150	2 positions
140	Salary Supplement - Educational	6,000	7,500	6,000	7,500	Civil Service Contract
160	Guards	623,126	737,098	735,737	955,491	31 positions (4 Corp, 6 Serg)
165	Cafeteria Personnel	48,390	51,427	48,561	51,427	2 positions
167	Maintenance Personnel	37,028	37,639	37,779	37,639	1 position
169	Part Time Personnel	120,355	87,007	87,330	70,007	
186	Longevity	4,140	4,500	4,500	6,420	12 employees
187	Overtime	110,598	69,500	69,500	15,931	
189	Other Salaries & Wages	30,308	31,770	30,000	19,770	Hrs Paid During Holiday/Admin above RegularHrs
	Total Salary Expense	\$ 1,163,942	\$ 1,214,615	\$ 1,208,096	\$ 1,360,359	
201	Social Security	70,128	76,275	72,959	84,869	
204	Pensions	117,632	118,959	118,876	137,711	TCRS 12%
206	Life Insurance	1,221	1,332	1,393	1,732	
207	Medical Insurance	179,199	210,476	210,449	265,495	5.4% Increase Dec - June
210	Unemployment Compensation	1,855	1,555	1,227	3,055	
212	Employer Medicare Liability	16,450	17,177	17,069	19,848	
299	Other Fringe Benefits	6,800	6,500	6,500	8,500	
	Total Benefit Expense	\$ 393,285	\$ 432,273	\$ 428,473	\$ 521,210	
334	Maintenance Agreements	26,082	31,105	31,105	26,725	Cummins South, Simplex Grinnell, Stanley & Fire Ext Sales
335	Maintenance & Repair - Buildings	17,194	173,610	173,610	20,500	Various vendors as needed
336	Maintenance & Repair - Equipment	9,575	14,800	13,464	15,000	Various vendors as needed
339	Matching Share	-	20,000	20,000	20,000	
340	Medical and Dental Services	15,500	20,000	18,875	25,000	Psych test, Pre-employment & Post Accident Dr. Wert \$15K Jail Doctor
347	Pest Control	1,500	2,760	2,760	2,000	Bki item
354	Transportation Other Than Students	9,611	20,000	18,000	8,000	Prisoner Transports
355	Travel	1,587	6,300	3,518	3,000	Periderms, Mileage & Lodging, Etc
359	Disposal Fees	3,628	5,000	3,387	5,000	
	Total Contract Expense	\$ 84,677	\$ 293,575	\$ 284,719	\$ 125,225	
410	Custodial Supplies	79,662	100,000	99,500	70,000	Inmate population increase
422	Food Supplies	351,138	370,000	368,479	320,000	Inmate Increase & Cost
431	Law Enforcement Supplies	1,118	1,000	500	1,000	Jail Officer Supplies
441	Prisoner Clothing	14,589	18,000	16,890	18,000	Inmate population increase
451	Uniforms	5,730	6,000	4,110	8,000	Weekly & New Issues for Officers
499	Other Supplies/Materials	3,388	3,000	2,383	3,000	
	Total Supply Expense	\$ 455,625	\$ 498,000	\$ 491,862	\$ 420,000	
507	Medical Claims	845,923	599,150	583,006	600,000	Inmate Expense
524	In Service/Staff Development	1,223	500	1,100	5,000	Meeting Registrations & Contracted In-Service Staff Development
599	Other Charges	4,832	8,000	6,938	8,000	non-recurring items
	Total Other Expense	\$ 851,978	\$ 607,650	\$ 591,044	\$ 613,000	
707	Building Improvements	12,015	-	-	-	Replace Existing Cell lights
790	Other Equipment	7,330	40,000	39,938	10,000	All Equipment Needs
	Total Capital Expense	\$ 19,345	\$ 40,000	\$ 39,938	\$ 10,000	
	TOTAL JAIL	\$ 2,968,852	\$ 3,086,114	\$ 3,044,132	\$ 3,049,794	

Franklin County, TN		This budget is based on a continuing budget w/5.4% Med Insurance Dec-Jun Only Increase Officials Salaries, Longevity				FY 2020-2021 Budget
County General Fund # 101						
Fund #101						
Account No.	Account Description	2018-2019 Actual	2019-2020 Amended	2019-2020 Estimated	2020-2021 Proposed	FURTHER EXPLANATION
						New Program added last year Jan 1 (2018/19) Year also Included Tech Grant that was 100% = \$105,000
54230	COMMUNITY REENTRY PROGRAM					
189	Other Salaries and Wages	\$ 60,726	\$ 133,400	\$ 133,390	\$ 143,486	2 FT & 1 PT
	Total Salary Expense	\$ 60,726	\$ 133,400	\$ 133,390	\$ 143,486	
201	Social Security	3,700	8,157	8,154	8,933	
204	Pensions	185	15,676	15,554	17,294	TCRS 12%
206	Life Insurance	55	140	140	140	
207	Medical Insurance	6,554	14,300	14,299	14,750	5.4% Increase Dec - June
210	Unemployment Compensation	126	165	84	165	
212	Employer Medicare Liability	866	1,909	1,907	2,089	
299	Other Fringe Benefits		200	200	600	
	Total Benefit Expense	\$ 11,485	\$ 40,547	\$ 40,338	\$ 43,972	
307	Communication	-	300	169	-	
312	Contracts With Private Agencies - TE15 Grant	90,080	-	-	-	Staff Expenses
330	Operating Lease Payments	-	2,500	300	2,800	KMBS Copier Lease
355	Travel	510	825	515	-	Periderms, Mileage & Lodging, Etc
399	Other Contracted Services	1,750	-	-	-	Accounting & Evaluation Services
	Total Contract Expense	\$ 92,340	\$ 3,625	\$ 985	\$ 2,800	
499	Other Supplies & Materials	2,671	6,000	5,741	6,000	Copier and Misc Office
	Total Supply Expense	\$ 2,671	\$ 6,000	\$ 5,741	\$ 6,000	
524	In Service/Staff Development		500	340	500	Meeting Registrations & Contracted In-Service Staff Development
599	Other Charges	14,605	-	-	-	Liability Ins & Workman's Comp Ins
	Total Other Expense	\$ 14,605	\$ 500	\$ 340	\$ 500	
790	Other Equipment	-	1,000	-	1,000	upgrade computers
	Total Capital Expense	\$ -	\$ 1,000	\$ -	\$ 1,000	
	TOTAL COMMUNITY REENTRY PROGRAM	\$ 181,827	\$ 185,072	\$ 180,794	\$ 197,759	
54230	COMMUNITY REENTRY PROGRAM GRANT - RECID					Grant 100% State Recidivism 3 Yrs (Grant Yr Mar 1 - Feb 29)
105	Supervisor/Director - RECID	\$ 1,680	\$ 10,800	\$ 9,953	\$ 6,240	1 PT
135	Assessment Personnel - RECID	10,702	68,338	64,334	39,520	1 FT
169	Part-time Personnel - RECID	4,320	30,624	25,938	17,472	1 PT
	Total Salary Expense	\$ 16,702	\$ 109,762	\$ 100,225	\$ 63,232	
201	Social Security	1,018	6,822	6,166	3,920	
204	Pensions	-	11,066	7,539	3,557	
206	Life Insurance	8	86	82	140	
207	Medical Insurance	1,787	12,513	11,916	7,375	
210	Unemployment Compensation	78	138	171	165	
212	Employer Medicare Liability	238	1,596	1,442	917	
	Total Benefit Expense	\$ 3,129	\$ 32,221	\$ 27,317	\$ 16,074	
355	Travel	-	2,400	2,151	1,200	
	Total Contract Expense	\$ -	\$ 2,400	\$ 2,151	\$ 1,200	
499	Other Supplies & Materials	558	1,894	1,226	668	
	Total Supply Expense	\$ 558	\$ 1,894	\$ 1,226	\$ 668	
	TOTAL COMMUNITY REENTRY PROGRAM GRANTS	\$ 20,389	\$ 146,277	\$ 130,919	\$ 81,174	
54240	JUVENILE SERVICES GRANT					JAG - Prevention Coalition Grant 100% (3 Yrs)
349	Printing, Stationery And Forms - JAG	\$ 984	\$ 1,000	\$ 517	\$ 1,000	
351	Rentals - JAG	3,125	9,000	9,175	12,820	
355	Travel - JAG	-	-	96	2,000	
399	Other Contracted Services - JAG	39,109	75,000	74,312	59,320	
	Total Contract Expense	\$ 43,218	\$ 85,000	\$ 84,100	\$ 75,140	
499	Other Supplies And Materials - JAG	20,957	9,740	9,899	12,000	
	Total Supply Expense	\$ 20,957	\$ 9,740	\$ 9,899	\$ 12,000	
504	Indirect Cost - JAG	1,264	1,760	-	1,760	
524	In-service/Staff Development - JAG	1,880	-	-	4,000	
599	Other Charges - JAG	2,845	3,500	2,744	7,100	
	Total Other Expense	\$ 5,989	\$ 5,260	\$ 2,744	\$ 12,860	
790	Other Equipment - JAG	2,938	-	-	-	
	Total Capital Expense	\$ 2,938	\$ -	\$ -	\$ -	
	TOTAL JUVENILE SERVICES GRANT	\$ 73,102	\$ 100,000	\$ 96,742	\$ 100,000	
54240	JUVENILE SERVICES					
312	Contracts with Private Agencies	\$ 3,150	\$ 35,000	\$ 15,250	\$ 35,000	Juvenile Detention Qty increased
399	Other Contracted Services	3,965	7,500	5,500	7,500	Interpreter's services
	TOTAL JUVENILE SERVICES	\$ 7,115	\$ 42,500	\$ 20,750	\$ 42,500	

Franklin County, TN		This budget is based on a continuing budget w/5.4% Med Insurance Dec-Jun Only increase Officials Salaries, Longevity				FY 2020-2021 Budget
County General Fund # 101						
Fund #101						
Account No.	Account Description	2018-2019 Actual	2019-2020 Amended	2019-2020 Estimated	2020-2021 Proposed	FURTHER EXPLANATION
54410 CIVIL DEFENSE						
105	Supervisor/Director	\$ 53,634	\$ 54,706	\$ 54,706	\$ 54,706	Appointed - Salary
106	Deputy	36,156	41,412	40,872	41,412	1 employee
186	Longevity		-	-	300	1 employee
	Total Salary Expense	\$ 89,790	\$ 96,118	\$ 95,578	\$ 96,418	
201	Social Security	5,164	5,984	5,785	6,003	2 employees
204	Pensions	9,905	11,586	11,517	11,622	TCRS 12%
206	Life Insurance	90	94	94	94	2 employees
207	Medical Insurance	13,597	14,300	14,299	14,750	No Jan 1 Increase
209	Disability Insurance		-	-		
210	Unemployment Compensation	118	110	56	110	2 employees
212	Employer Medicare Liability	1,208	1,400	1,353	1,404	2 employees
299	Other Fringe Benefits	400	400	400	400	2 employees
	Total Benefit Expense	\$ 30,482	\$ 33,874	\$ 33,504	\$ 34,382	
307	Communication	2,726	3,050	3,817	2,750	
320	Dues & Memberships	110	110	55	110	EMAT fees
330	Operating Lease Payments	-	4,075	4,180	3,075	KMBS Copier Lease & NOA Tower Space Lease
335	Maintenance & Repair -- Building	3,281	1,200	1,215	1,500	EOC Misc Repairs
336	Maintenance & Repair -- Equipment	2,636	2,904	2,154	4,400	Cummins Generator
338	Maintenance & Repair -- Vehicles	2,463	1,983	1,609	2,500	2 Trucks (Transmission Rebuild)
355	Travel	189	1,000	873	500	Periderms, Mileage & Lodging, Etc
399	Other Contracted Services	8,510	6,025	6,159	7,025	Satcom, DishNwork, SWC
	Total Contract Expense	\$ 19,915	\$ 20,348	\$ 20,063	\$ 21,860	
412	Diesel Fuel	665	1,200	700	1,200	Prime Mover, EOC Gen & ICT
425	Gasoline	2,208	2,025	1,833	3,000	
435	Office Supplies	769	800	770	1,000	
499	Other Supplies & Materials	2,046	1,500	1,445	1,525	EOC & Training /Drill Supplies
	Total Supply Expense	\$ 5,688	\$ 5,525	\$ 4,748	\$ 6,725	
524	In-Service/Staff Development	470	1,249	918	800	Meeting Registrations & Contracted In-Service Staff Development Inc volunteers
599	Other Charges	392	1,200	835	1,000	ICT Internet
	Total Other Expense	\$ 862	\$ 2,449	\$ 1,753	\$ 1,800	
790	Other Equipment	5,823	9,512	9,072	6,200	EOC Upgrades, Response Equipment, Communications, PPE & Portable Generators
	Total Capital Expense	\$ 5,823	\$ 9,512	\$ 9,072	\$ 6,200	
	TOTAL CIVIL DEFENSE	\$ 152,560	\$ 167,826	\$ 164,718	\$ 167,385	
54420 RESCUE SQUAD						
320	Dues & Memberships	\$ 492	\$ 616	\$ 616	\$ 650	TARS Dues
336	Maintenance & Repair - Equipment	1,453	2,268	3,236	1,500	
338	Maintenance & Repair - Vehicles	716	1,100	500	2,500	Diesel Boat needs mechanical work
399	Other Contracted Services	-	3,812	3,612	5,000	Rescue Dive & Drone Classes
	Total Contract Expense	\$ 2,661	\$ 7,796	\$ 7,964	\$ 9,650	
412	Diesel Fuel	195	350	250	350	
425	Gasoline	382	1,000	450	1,000	
499	Other Supplies & Materials	1,362	2,000	1,899	2,000	
	Total Supply Expense	\$ 1,939	\$ 3,350	\$ 2,599	\$ 3,350	
524	In-Service Staff Development	1,600	5	-	1,500	Meeting Registrations & Contracted In-Service Staff Development
599	Other Charges	325	334	279	600	
	Total Other Expense	\$ 1,925	\$ 339	\$ 279	\$ 2,100	
790	Other Equipment	11,863	642	564	10,000	SCUBA Equipment & PPE for Water Rescue
799	Other Capital Outlay	-	35,779	35,779	9,900	*Will need 18/19 funds for 19/20 Capital Needs
	Total Capital Expense	\$ 11,863	\$ 36,421	\$ 36,342	\$ 19,900	
	TOTAL RESCUE SQUAD	\$ 18,388	\$ 47,905	\$ 47,185	\$ 35,000	
54490 CONSOLIDATED COMMUNICATIONS						
103	Assistant	\$ 37,726	\$ 40,211	\$ 38,769	\$ 40,211	1 employee
105	Supervisor/Director	48,942	49,921	49,921	49,921	Appointed -Salary
148	Dispatchers/Radio Operators	413,357	431,037	428,517	451,280	14 employees
184	Educational Incentive -- Co. Official/Admin. Officer	850	950	950	950	1 employee
185	Educational Incentive -- Other County Employees	850	950	950	950	1 employee
186	Longevity	5,045	4,980	4,020	5,400	9 employees
187	Overtime Pay	21,267	25,180	25,124	21,930	Fill in for short Staff
189	Other Salaries & Wages	19,120	19,500	19,321	16,000	Hrs Paid During Holiday/Admin above RegularHrs
	Total Salary Expense	\$ 547,157	\$ 572,730	\$ 567,571	\$ 586,642	
201	Social Security	33,050	36,529	34,347	36,570	
204	Pensions	73,689	60,725	60,272	70,804	TCRS 12%
206	Life Insurance	714	749	733	749	

Franklin County, TN		This budget is based on a continuing budget w/5.4% Med Insurance Dec-Jun Only increase Officials Salaries, Longevity				FY 2020-2021 Budget
County General Fund # 101						
Fund #101						
Account No.	Account Description	2018-2019 Actual	2019-2020 Amended	2019-2020 Estimated	2020-2021 Proposed	FURTHER EXPLANATION
207	Medical Insurance	86,224	79,375	78,290	110,623	5.4% Increase Dec - June (Short Staffed Prior Years)
210	Unemployment Compensation	738	880	550	880	
212	Employer Medicare Liability	7,729	8,543	8,033	8,553	
299	Other Fringe Benefits	3,200	3,200	3,000	3,200	16 employees
	Total Benefit Expense	\$ 205,344	\$ 190,001	\$ 185,226	\$ 231,379	
307	Communication	15,914	17,000	16,412	17,000	ATT & Verizon, Century Link
312	Contracts with Private Agencies	7,340	13,000	12,431	13,000	TBI , Flat Earth, Priority Dispatch, Diverse, Weather Tap, Replay Systems
330	Operating Lease Payments	-	4,900	5,059	4,300	KMBS Copier Lease
336	Maintenance & Repair -- Equipment	5,619	5,850	4,917	2,100	Phones/Radlos/Monitors (copier move to line 330)
338	Maintenance & Repair -- Vehicles	1,191	1,600	1,587	1,000	
348	Postage	99	98	55	98	Mail Reports, TBI Documents, etc
355	Travel	4,381	5,400	5,400	7,000	Periderms, Mileage & Lodging, Etc
	Total Contract Expense	\$ 34,544	\$ 47,848	\$ 45,861	\$ 44,498	
425	Gasoline	781	825	772	825	
435	Office Supplies	5,270	5,850	4,599	5,900	
451	Uniforms	827	900	694	900	
	Total Supply Expense	\$ 6,878	\$ 7,575	\$ 6,065	\$ 7,625	
524	In Service/Staff Development	3,417	3,600	3,475	5,000	Meeting Registrations & Contracted In-Service Staff Development
599	Other Charges	57	550	550	550	Voiance Interpreter Service, etc
	Total Other Expense	\$ 3,474	\$ 4,150	\$ 4,025	\$ 5,550	
790	Other Equipment	3,281	7,225	7,205	4,000	Comm/Data Processing Equipment
	Total Capital Expense	\$ 3,281	\$ 7,225	\$ 7,205	\$ 4,000	
	TOTAL CONSOLIDATED COMMUNICATIONS	\$ 800,678	\$ 829,528	\$ 815,954	\$ 879,694	
54610	COUNTY CORONER					
399	Other Contracted Services	\$ 6,204	\$ 6,500	\$ 6,500	\$ 6,500	Contract inc \$1,650 per
	Total Contract Expense	\$ 6,204	\$ 6,500	\$ 6,500	\$ 6,500	
507	Medical Claims (Autopsy Expenses)	37,293	39,450	38,509	30,000	Estimated (Dr. Wert Coroner \$6K)
599	Other Charges	-	500	-	500	Coroner Supplies
	Total Other Expense	\$ 37,293	\$ 39,950	\$ 38,509	\$ 30,500	
	TOTAL COUNTY CORONER	\$ 43,497	\$ 46,450	\$ 45,009	\$ 37,000	
54710	PUBLIC SAFETY GRANTS					Grants (100%) rebudget carryover
187	Overtime Pay	\$ 2,796	\$ 7,045	\$ 7,045	\$ 4,151	Impaired Drivers Grant
	Total Salary Expense	\$ 2,796	\$ 7,045	\$ 7,045	\$ 4,151	
201	Social Security	169	435	435	258	Change budget to alleviate journal entries
204	Pensions	392	1,061	1,061	713	
207	Medical Insurance	359	366	366	234	3,292.15 DRIVE
210	Unemployment Compensation	4	120	120	120	11,837 E911
212	Employer Medicare Liability	39	102	102	60	
	Total Benefit Expense	\$ 963	\$ 2,083	\$ 2,084	\$ 1,385	
790	Other Equipment	4,047	1,776	1,576	-	Impaired Drivers \$4K/HI-Vlaibility \$3K (100%)
799	Other Capital Outlay	19,814	20,816	19,728	-	Homeland Security Grant 100%
	Total Capital Expense	\$ 23,861	\$ 22,592	\$ 21,304	\$ -	
	TOTAL PUBLIC SAFETY GRANTS	\$ 27,620	\$ 31,721	\$ 30,433	\$ 5,536	
55110	LOCAL HEALTH CENTER					
307	Communication	\$ 1,030	\$ 1,050	\$ 1,417	\$ 1,050	
320	Dues & Memberships	200	200	200	200	TN PUBLIC HEALTH ASSOC
334	Maintenance Agreements	326	-	-	-	
335	Maintenance & Repair -- Building	7,114	8,700	2,610	6,000	Repairs, i.e. HVAC units, floor maintenance
359	Disposal Fees	1,809	2,100	2,100	2,100	
	Total Contract Expense	\$ 10,479	\$ 12,050	\$ 6,327	\$ 9,350	
410	Custodial Supplies	3,573	5,000	3,988	4,000	Aramark, cleaning supplies and paper products
435	Office Supplies	41	600	292	600	
452	Utilities	11,864	13,000	10,694	13,000	
	Total Supply Expense	\$ 15,478	\$ 18,600	\$ 14,975	\$ 17,600	
502	Building & Contents Insurance	2,979	3,000	2,865	3,000	
506	Liability Insurance	476	500	457	500	
599	Other Charges	1,266	2,000	740	3,000	Primary Prevention Events, other Meetings
	Total Other Expense	\$ 4,721	\$ 5,500	\$ 4,062	\$ 6,500	
	TOTAL LOCAL HEALTH CENTER	\$ 30,678	\$ 36,150	\$ 25,364	\$ 33,450	

Franklin County, TN		This budget is based on a continuing budget w/5.4% Med Insurance Dec-Jun				FY 2020-2021 Budget
County General Fund # 101		Only Increase Officials Salaries, Longevity				
Fund #101		2018-2019	2019-2020	2019-2020	2020-2021	FURTHER EXPLANATION
Account No.	Account Description	Actual	Amended	Estimated	Proposed	
55120	RABIES AND ANIMAL CONTROL					
103	Assistant(s)	\$ 91,482	\$ 93,291	\$ 91,911	\$ 93,291	3 positions
105	Supervisor/Director	12,981	13,240	13,240	13,240	Appoint (Supplement)
186	Longevity	300	660	360	720	1 employee
187	Overtime Pay	10,512	5,000	4,735	5,000	
189	Other Salaries & Wages	346	750	606	750	Holiday & Admin Pay
	Total Salary Expense	\$ 115,621	\$ 112,941	\$ 110,853	\$ 113,001	
201	Social Security	7,124	7,040	6,851	7,043	
204	Pensions	16,233	11,632	11,525	13,639	TCRS 12%
206	Life Insurance	148	141	141	140	
207	Medical Insurance	15,387	10,516	9,557	23,378	5.4% Increase Dec - June
210	Unemployment Compensation	133	220	117	220	3 employees
212	Employer Medicare Liability	1,666	1,646	1,602	1,647	
299	Other Fringe Benefits	600	600	400	600	3 employees
	Total Benefit Expense	\$ 41,291	\$ 31,795	\$ 30,192	\$ 46,668	
307	Communication	846	1,010	1,062	875	
320	Dues & Memberships	190	190	190	190	ACA
333	Licenses	1,070	500	370	500	
335	Maintenance & Repair -- Building	1,627	3,144	3,098	2,500	
338	Maintenance & Repair -- Vehicles	938	1,500	1,395	1,500	
348	Postage	151	800	576	400	
355	Travel	894	1,000	663	1,000	Periderms, Mileage & Lodging, Etc
399	Other Contracted Services (Lg. dead animal P/U)	30,443	65,200	64,284	65,200	SCTDD \$64,122 & Vet
	Total Contract Expense	\$ 36,159	\$ 73,344	\$ 71,639	\$ 72,165	
401	Animal Food and Supplies	2,563	3,000	3,381	3,000	
412	Diesel Fuel	-	2,500	2,000	2,500	
413	Drugs & Medical Supplies	926	1,200	363	1,200	
425	Gasoline	5,104	6,149	5,658	6,800	
429	Instructional Supplies & Materials	-	100	-	100	
435	Office Supplies	79	550	515	400	
442	Propane Gas	847	1,000	900	1,000	
450	Tires & Tubes	-	15	13		
451	Uniforms	462	1,200	780	1,200	
499	Other Supplies/Materials	5,907	7,150	7,128	5,000	
	Total Supply Expense	\$ 15,888	\$ 22,864	\$ 20,738	\$ 21,200	
509	Refunds	-	100	-	100	
524	In Service/Staff Development	420	600	495	600	Meeting Registrations & Contracted In-Service Staff Development
	Total Other Expense	\$ 420	\$ 700	\$ 495	\$ 700	
790	Other Equipment	14,203	2,800	2,794	5,000	Other Small Equipment, Radios
	Total Capital Expense	\$ 14,203	\$ 2,800	\$ 2,794	\$ 5,000	
	TOTAL RABIES & ANIMAL CONTROL	\$ 223,582	\$ 244,443	\$ 236,711	\$ 258,734	
55190	OTHER LOCAL HEALTH SERVICES					DGA Grant 100%
130	Social Worker	\$ 26,900	\$ 60,264	\$ 60,264	\$ 68,086	2 Employee - State Classified
131	Medical Personnel	10,918	22,845	22,845	22,845	1 Employee - State Classified
161	Secretary(s)	26,319	48,212	48,212	50,083	2 Employee - State Classified
169	Part-time Employee	2,416	9,905	9,905	7,465	Placeholder funds
186	Longevity	300	360	360	420	1 Employee - State Classified
	Total Salary Expense	\$ 66,853	\$ 141,585	\$ 141,585	\$ 148,899	
201	Social Security	4,061	8,840	8,840	9,294	
204	Pensions	7,265	15,928	15,928	17,098	TCRS 12%
206	Life Insurance	109	234	234	234	
207	Medical Insurance	8,282	35,750	35,750	34,606	5.4% Increase Dec - June
210	Unemployment Compensation	169	275	275	275	
212	Employer Medicare Liability	950	2,067	2,067	2,174	
299	Other Fringe Benefits	700	1,000	1,000	1,000	5 ft positions
	Total Benefit Expense	\$ 21,536	\$ 64,095	\$ 64,095	\$ 64,681	
355	Travel	7,861	24,700	24,700	24,700	Periderms, Mileage & Lodging, Etc
399	Other Contracted Services	886	8,320	8,320	8,320	Interpreter services
	Total Contract Expense	\$ 8,747	\$ 33,020	\$ 33,020	\$ 33,020	
599	Other Charges	-	22,300	22,300	-	Tobacco Settlement Funds
	Total Other Expense	\$ -	\$ 22,300	\$ 22,300	\$ -	
	TOTAL OTHER LOCAL HEALTH SERVICES GRANT	\$ 97,136	\$ 261,000	\$ 261,000	\$ 246,600	
55390	APPROPRIATION TO STATE					
309	Contracts with Government Agencies	\$ 26,446	\$ 27,946	\$ 27,946	\$ 30,646	Health Dept - State Contract
	TOTAL APPROPRIATION TO STATE	\$ 26,446	\$ 27,946	\$ 27,946	\$ 30,646	

Franklin County, TN County General Fund # 101		This budget is based on a continuing budget w/5.4% Med Insurance Dec-Jun Only increase Officials Salaries, Longevity				FY 2020-2021 Budget
Fund #101		2018-2019	2019-2020	2019-2020	2020-2021	FURTHER EXPLANATION
Account No	Account Description	Actual	Amended	Estimated	Proposed	
55510 GENERAL WELFARE ASSISTANCE						
399	Other Contracted Services	\$ 17,775	\$ 17,775	\$ 17,775	\$ 17,775	Contract Services for New Life Semi-Independent Living Program
TOTAL GENERAL WELFARE ASSISTANCE		\$ 17,775	\$ 17,775	\$ 17,775	\$ 17,775	
55731 LITTER CONTROL (Litter Grant)						Grant Proceeds approx \$25,000
149	Guard/Laborers	\$ 56,887	\$ 59,444	\$ 58,881	\$ 59,444	2 FT Positions
187	Overtime Pay	3,592	-	-	-	
189	Other Salaries & Wages	2,517	2,500	2,260	2,500	Holiday & Admin Pay - Supplement Educ Personnel
Total Salary Expense		\$ 62,996	\$ 61,944	\$ 61,141	\$ 61,944	
201	Social Security	3,825	3,865	3,702	3,865	
204	Pensions	7,339	7,486	6,332	7,486	TCRS From 14% to 12%
206	Life Insurance	86	94	93	94	
207	Medical Insurance	8,073	14,300	9,881	14,750	
210	Unemployment Compensation	60	110	56	110	2 employees
212	Employer Medicare Liability	895	904	866	904	
299	Other Fringe Benefits	400	400	400	400	2 employees
Total Benefit Expense		\$ 20,678	\$ 27,159	\$ 21,331	\$ 27,609	
302	Advertising	1,750	2,300	1,100	2,300	
355	Travel	-	30	-	30	Periderms, Mileage & Lodging, Etc
359	Disposal Fees	128	400	300	400	
Total Contract Expense		\$ 1,878	\$ 2,730	\$ 1,400	\$ 2,730	
499	Other Supplies and Materials	7,149	8,100	7,840	8,100	Grant related items
Total Supply Expense		\$ 7,149	\$ 8,100	\$ 7,840	\$ 8,100	
524	In Service/Staff Development	-	250	-	250	Meeting Registrations & Contracted In-Service Staff Development
Total Other Expense		\$ -	\$ 250	\$ -	\$ 250	
TOTAL LITTER CONTROL		\$ 92,701	\$ 100,183	\$ 91,711	\$ 100,633	
55739 OTHER WASTE COLLECTION						Offset by State Contract Litter Pickup on State Routes
149	Guard/Laborer	\$ 29,661	\$ 30,105	\$ 31,185	\$ 29,722	1 FT Position
187	Over-time	1,709	-	-	-	
189	Other Salaries & Wages	-	200	257	200	Holiday/Admin Pay
Total Salary Expense		\$ 31,370	\$ 30,305	\$ 31,442	\$ 29,922	
201	Social Security	1,931	1,484	951	1,868	
204	Pensions	4,377	3,619	3,623	3,619	TCRS From 14% to 12%
206	Life Insurance	47	47	47	47	
207	Medical Insurance	3,018	7,150	6,585	7,375	No increase in Jan 1
210	Unemployment Compensation	31	55	28	55	1 employee
212	Employer Medicare Liability	444	437	449	437	
299	Other Fringe Benefits	-	200	200	200	1 employee
Total Benefit Expense		\$ 9,848	\$ 12,992	\$ 11,884	\$ 13,600	
359	Disposal Fees	106	700	300	700	
Total Contract Expense		\$ 106	\$ 700	\$ 300	\$ 700	
499	Other Supplies & Materials	-	50	-	50	
Total Supply Expense		\$ -	\$ 50	\$ -	\$ 50	
TOTAL OTHER WASTE COLLECTION		\$ 41,324	\$ 44,047	\$ 43,626	\$ 44,272	
55900 OTHER PUBLIC HEALTH & WELFARE						Tobacco Cessation Grant 100% Proceeds Rebudgeted & Health Grant 2019 \$20,000
599	Other Charges - TOBAC	7,602	24,282	21,856	2,426	
Total Other Expense		\$ 7,602	\$ 24,282	\$ 21,856	\$ 2,426	
TOTAL OTHER PUBLIC HEALTH & WELFARE		\$ 7,602	\$ 24,282	\$ 21,856	\$ 2,426	
56300 SENIOR CITIZENS ASSISTANCE - Franklin County						
335	Maintenance & Repair - FCSC	\$ 1,391	\$ 1,500	\$ 105	\$ 1,500	
399	Contracted Services - FCSC	23,050	23,050	23,050	23,050	
Total Contract Expense		\$ 24,441	\$ 24,550	\$ 23,155	\$ 24,550	
410	Custodial Supplies - FCSC	3,609	3,500	3,385	3,500	
Total Supply Expense		\$ 3,609	\$ 3,500	\$ 3,385	\$ 3,500	
TOTAL SENIOR CITIZENS ASSISTANCE - Franklin Co		\$ 28,050	\$ 28,050	\$ 26,540	\$ 28,050	

Franklin County, TN		This budget is based on a continuing budget w/5.4% Med Insurance Dec-Jun Only Increase Officials Salaries, Longevity				FY 2020-2021 Budget
County General Fund # 101						
Fund #101		2018-2019	2019-2020	2019-2020	2020-2021	FURTHER EXPLANATION
Account No.	Account Description	Actual	Amended	Estimated	Proposed	
56300	SENIOR CITIZENS ASSISTANCE - Sewanee Ctr					
399	Contracted Services - SEWAN	\$ 9,000	\$ 9,000	\$ 9,000	\$ 9,000	
	Total Contract Expense	\$ 9,000	\$ 9,000	\$ 9,000	\$ 9,000	
410	Custodial Supplies - SEWAN	\$ 400	\$ 450	\$ 421	\$ 450	
	Total Supply Expense	\$ 400	\$ 450	\$ 421	\$ 450	
	TOTAL SENIOR CITIZENS ASSISTANCE Sewanee Ctr	\$ 9,400	\$ 9,450	\$ 9,421	\$ 9,450	
56700	PARKS AND FAIR BOARDS					
105	Supervisor/Director	\$ 5,610	\$ 5,722	\$ 5,722	\$ 5,722	1 Salary Supplement position
187	Overtime Pay	54	-	-	-	
189	Other Salaries & Wages	14,344	15,473	14,845	15,473	2 Seasonal positions & 2 Supplement
	Total Salary Expense	\$ 20,008	\$ 21,195	\$ 20,567	\$ 21,195	
201	Social Security	1,232	1,314	1,268	1,314	
204	Pensions	1,157	1,064	1,052	1,014	
206	Life Insurance	-	10	-	10	
207	Medical Insurance	-	500	-	500	
210	Unemployment Compensation	72	165	63	165	3 employees
212	Employer Medicare Liability	288	307	296	307	
	Total Benefit Expense	\$ 2,749	\$ 3,361	\$ 2,679	\$ 3,311	
307	Communication	211	275	270	205	
334	Maintenance Agreements	359	500	359	500	Life Communications (beach alarm)
335	Maintenance & Repair -- Buildings	5,652	6,305	4,710	9,000	
	Total Contract Expense	\$ 6,222	\$ 7,080	\$ 5,339	\$ 9,705	
499	Other Supplies/Materials	3,926	9,075	9,065	6,000	Sand & Toiletries
	Total Supply Expense	\$ 3,926	\$ 9,075	\$ 9,065	\$ 6,000	
599	Other Charges	1,378	1,000	400	1,500	
	Total Other Expense	\$ 1,378	\$ 1,000	\$ 400	\$ 1,500	
	TOTAL PARKS & FAIR BOARDS	\$ 34,283	\$ 41,711	\$ 38,050	\$ 41,711	
57100	AGRICULTURE EXTENSION					
189	Other Salaries & Wages	\$ 74,986	\$ 76,410	\$ 75,987	\$ 76,410	Salaries and benefits for Ag. Ext. are the required local match for Franklin County.
	Total Salary Expense	\$ 74,986	\$ 76,410	\$ 75,987	\$ 76,410	
201	Social Security	363	372	372	372	The employees are paid by UT and TSU
210	Unemployment Compensation	35	45	24	45	
212	Employer Medicare	85	87	87	87	
299	Other Fringe Benefits	19,134	22,682	19,135	22,682	
	Total Benefit Expense	\$ 19,617	\$ 23,186	\$ 19,618	\$ 23,186	
307	Communication	1,969	1,800	1,142	1,800	
320	Dues & Memberships	520	520	565	520	
330	Operating Lease Payments	-	5,400	-	5,400	KMBS Copier Lease
334	Maintenance Agreements	5,400	-	5,400	-	moved to line 330
355	Travel	3,000	3,000	3,000	3,000	Periderms, Mileage & Lodging, Etc
399	Other Contracted Services	444	500	444	500	AT & T ISP & Copier
	Total Contract Expense	\$ 11,333	\$ 11,220	\$ 10,551	\$ 11,220	
499	Other Supplies & Materials	11	250	-	250	
	Total Supply Expense	\$ 11	\$ 250	\$ -	\$ 250	
599	Other Charges	-	250	-	250	**4-H Program/Ag Ext Operational Expenses
	Total Other Expense	\$ -	\$ 250	\$ -	\$ 250	
	TOTAL AGRICULTURE EXTENSION	\$ 105,947	\$ 111,316	\$ 106,155	\$ 111,316	
57500	SOIL CONSERVATION					
118	Secretary to Board	\$ 26,731	\$ 28,240	\$ 28,161	\$ 28,240	1 position
189	Other Salaries & Wages	30,184	31,097	31,101	31,297	1 position & Holiday Pay
	Total Salary Expense	\$ 56,915	\$ 59,337	\$ 59,262	\$ 59,537	
201	Social Security	3,530	3,716	3,560	3,716	
204	Pensions	6,300	7,196	6,713	7,196	TCRS From 14% to 12%
206	Life Insurance	94	94	94	94	
207	Medical Insurance	6,186	7,300	7,150	14,750	No increase in Jan 1
210	Unemployment Compensation	118	110	56	110	2 employees
212	Employer Medicare Liability	826	869	833	869	
299	Other Fringe Benefits	400	400	400	200	2 employees
	Total Benefit Expense	\$ 17,454	\$ 19,685	\$ 18,805	\$ 26,935	
320	Dues & Memberships	275	275	-	275	TCDEA, RC&D, NACD, FCSCD, SMTRCD (+inc)
355	Travel	3,972	3,000	2,154	3,000	Periderms, Mileage & Lodging, Etc
	Total Contract Expense	\$ 4,247	\$ 3,275	\$ 2,154	\$ 3,275	
524	In-Service Staff Development	910	2,000	780	2,000	Meeting Registrations & Contracted In-Service Staff Development

Franklin County, TN County General Fund # 101		This budget is based on a continuing budget w/5.4% Med Insurance Dec-Jun Only Increase Officials Salaries, Longevity				FY 2020-2021 Budget
Fund #101		2018-2019	2019-2020	2019-2020	2020-2021	FURTHER EXPLANATION
Account No.	Account Description	Actual	Amended	Estimated	Proposed	
599	Other Charges	35	300	-	300	Farm City Day, Fair & Educ Materials
	Total Other Expense	\$ 945	\$ 2,300	\$ 780	\$ 2,300	
	TOTAL SOIL CONSERVATION	\$ 79,561	\$ 84,598	\$ 81,001	\$ 92,047	
58120	INDUSTRIAL DEVELOPMENT					
103	Assistant	\$ 2,806	\$ (0)	\$ -	\$ 19,820	FT Split w/Co Mayor
189	Other Salaries & Wages	17,436	18,600	19,430	18,600	1 PT no benefits position
	Total Salary Expense	\$ 20,242	\$ 18,600	\$ 19,430	\$ 38,420	
201	Social Security	1,233	2,394	1,183	2,405	
204	Pensions	2,449	2,379	2,345	2,400	
206	Life Insurance	25	27	26	26	
207	Medical Insurance	3,668	4,004	3,921	4,130	
210	Unemployment Compensation	23	85	15	85	
212	Employer Medicare Liability	288	560	277	562	
299	Other Fringe Benefits	112	200	112	200	
	Total Benefit Expense	\$ 7,798	\$ 9,650	\$ 7,879	\$ 9,808	
302	Advertising	2,000	-	-	4,400	
307	Communication	322	550	350	350	Phone Only
320	Dues & Memberships	-	451	125	2,000	
334	Maintenance Agreements	2,985	-	-	4,000	Web-Hosting, Copier & Postage Meter Maint
335	Maintenance & Repair Services - Bldg	670	500	305	5,000	
347	Pest Control	1,050	900	900	900	
355	Travel	1,630	2,799	1,743	3,000	Periderms, Mileage & Lodging, Etc
359	Disposal Fees	2,997	3,000	3,000	3,000	
399	Other Contracted Services	1,597	2,000	1,768	9,815	
	Total Contract Expense	\$ 13,261	\$ 10,200	\$ 8,191	\$ 32,465	
435	Office Supplies	-	500	71	500	
	Total Supply Expense	\$ -	\$ 500	\$ 71	\$ 500	
508	Premium on Bonds	135	200	135	200	
524	In Service/Staff Development	1,865	2,500	2,520	2,500	Meeting Registrations & Contracted in-Service Staff Development
599	Other Charges	1,889	2,000	1,878	2,000	Park Development
	Total Other Expense	\$ 3,889	\$ 4,700	\$ 4,533	\$ 4,700	
799	Other Capital Outlay	-	-	-	-	
	Total Capital Expense	\$ -	\$ -	\$ -	\$ -	
	TOTAL INDUSTRIAL DEVELOPMENT	\$ 45,190	\$ 43,650	\$ 40,104	\$ 85,893	*Carry Balances from prior yrs agreement ID Board dev. Projects 2018/19
58120	INDUSTRIAL DEVELOPMENT - Grants					Grants Offset by some revenue
799	Other Capital Outlay - TVA	\$ 70,241	\$ 2,638	\$ 2,638	-	TVA InvestProp Grant offset revenue \$27,050
799	Other Capital Outlay - ECDS	34,557	488,447	488,447	-	ECDS Grant offset revenue \$350K
	TOTAL INDUSTRIAL DEVELOPMENT - Grants	\$ 104,799	\$ 491,085	\$ 491,085	\$ -	
58190	OTHER ECONOMIC & COMMUNITY DEV - Chamber					
399	Other Contracted Services - Chamber of Commerce	40,000	40,000	40,000	40,000	Chamber of Commerce
	TOTAL OTHER ECONOMIC & COMM. DEV. - Chamber	\$ 40,000	\$ 40,000	\$ 40,000	\$ 40,000	
58190	OTHER ECONOMIC & COMMUNITY DEV - TN Rehab Ctr					
309	Contracts with Government Agencies	\$ 110,470	\$ 111,330	\$ 111,330	\$ 111,330	TN Rehab Center - State Contract DHS
	TOTAL OTHER ECONOMIC & COMM. DEV. - TN Rehab Ctr	\$ 110,470	\$ 111,330	\$ 111,330	\$ 111,330	
58190	OTHER ECONOMIC & COMMUNITY DEVELOPMENT					So Central TN Dev Dist Admin Grants 100%
399	Other Contracted Services - Housing Grant	\$ -	\$ 355,025	\$ 355,025	\$ 355,025	Housing Grant
399	Other Contracted Services - Decherd Nissan Grant	305,918	239,699	238,199	-	Decherd/Nissan \$490K
	Total Contract Expense	\$ 305,918	\$ 594,724	\$ 593,224	\$ 355,025	
799	Other Capital Outlay - TCAT	673,155	4,638,923	4,638,923	51,740	TCAT CDBG & EDA Grant
	Total Capital Expense	\$ 673,155	\$ 4,638,923	\$ 4,638,923	\$ 51,740	
	TOTAL OTHER ECONOMIC & COMM. DEVELOPMENT	\$ 979,073	\$ 5,233,647	\$ 5,232,147	\$ 406,765	
58220	AIRPORT - Sewanee					TDOT Grants 100% for Sewanee Airport
702	Airport Improvement	\$ 48,352	\$ 213,179	\$ 213,179	\$ 141,014	
	Total Airports	\$ 48,352	\$ 213,179	\$ 213,179	\$ 141,014	

Franklin County, TN		This budget is based on a continuing budget w/5.4% Med Insurance Dec-Jun				FY 2020-2021 Budget
County General Fund # 101		Only Increase Officials Salaries, Longevity				
Fund #101		2018-2019	2019-2020	2019-2020	2020-2021	FURTHER EXPLANATION
Account No.	Account Description	Actual	Amended	Estimated	Proposed	
58300	VETERANS SERVICES					
103	Assistant	\$ 31,892	\$ 33,980	\$ 33,788	\$ 33,780	1 Full time hourly position
105	Supervisor/Director	17,626	19,978	17,978	17,978	1 Part time Salary Position
169	Part-time Employee	12,666	13,184	12,984	12,984	1 position 24 hrs
185	Educational Incentive – Other County Employees	-	-	-	850	1 employee
186	Longevity	-	-	-	300	1 employee
	Total Salary Expense	\$ 62,184	\$ 67,142	\$ 64,750	\$ 65,892	
201	Social Security	2,764	2,983	3,034	3,002	
204	Pensions	4,480	4,218	4,078	4,254	
206	Life Insurance	47	47	47	47	
207	Medical Insurance	5,727	5,772	6,734	7,375	
210	Unemployment Compensation	142	165	88	165	
212	Employer Medicare Liability	903	978	941	963	
299	Other Fringe Benefits	400	400	400	500	3 employees
	Total Benefit Expense	\$ 14,463	\$ 14,563	\$ 15,322	\$ 16,305	
307	Communication	200	420	440	220	
312	Contracts with Private Agencies	898	900	898	900	Vetrospect - VA Program (2 License)
320	Dues & Memberships	-	50	-	50	
330	Operating Lease Payments	-	2,400	2,271	2,400	KMBS Copier Lease
334	Maintenance Agreements	1,538	-	-	-	moved to line 330
354	Transportation - Other Than Students VTAID	3,518	3,050	2,688	1,500	Veterans Assistance (offset by donations)
355	Travel	88	1,500	339	1,500	Periderms, Mileage & Lodging, Etc
	Total Contract Expense	\$ 6,242	\$ 8,320	\$ 6,636	\$ 6,570	
435	Office Supplies	1,201	900	961	1,400	**Increase in claims
	Total Supply Expense	\$ 1,201	\$ 900	\$ 961	\$ 1,400	
508	Premiums on Corporate Surety Bonds	-	50	-	50	
524	In Service/Staff Development	300	600	-	300	Meeting Registrations & Contracted In-Service Staff Development
599	Other Charges - VTAID & Misc	5,553	2,328	3,050	2,500	Veterans Assistance (offset by donations)
	Total Other Expense	\$ 5,853	\$ 2,978	\$ 3,050	\$ 2,850	
	TOTAL VETERANS SERVICES	\$ 89,943	\$ 93,903	\$ 90,719	\$ 93,017	
58400	OTHER CHARGES					
215	On Behalf payments for OPEB	\$ -	\$ 90,000	\$ -	\$ 90,000	ARC Payment for OPEB Trust (reserve)
299	Other Fringe Benefits	7,710	19,662	19,661	21,450	OPEB (currently 3 employees)
	Total Benefit Expense	\$ 7,710	\$ 109,662	\$ 19,661	\$ 111,450	
340	Medical & Dental Services	2,500	3,500	3,191	3,500	
	Total Contract Expense	\$ 2,500	\$ 3,500	\$ 3,191	\$ 3,500	
502	Building & Content Insurance	73,673	72,295	72,294	76,000	
506	Liability Insurance	105,380	103,332	103,331	104,000	
507	Medical Claims	24,438	40,000	33,844	40,000	
510	Trustee's Commission	245,835	280,000	280,000	280,000	Fees paid to Trustee
511	Vehicle & Equipment Insurance	88,479	88,880	87,086	90,000	
513	Worker's Compensation	155,402	233,528	230,558	236,563	Increase due to claims experience
515	Liability Claim(s)	-	100	-	100	
516	Other Self-Insured Claims	-	10,000	10,000	1,000	
599	Other Charges	5,171	29,528	29,000	10,000	
	Total Other Expense	\$ 698,378	\$ 857,663	\$ 846,114	\$ 837,663	
	TOTAL OTHER CHARGES	\$ 708,588	\$ 970,825	\$ 868,966	\$ 952,613	
90000	CAPITAL PROJECTS					
91190	Other General Government Projects					
718	Motor Vehicles	\$ -	\$ 75,000	\$ 73,375	\$ 70,000	12 Admin Vehicles (Replace 2 every year 6 yr cycle & keep reserve balance)
790	Other Equipment	26,083	40,000	28,131	40,000	Technology Reserve (begin to keep a reserve balance)
799	Other Capital Outlay	60,628	60,000	50,850	100,000	Unexpected County Capital Expenses
91200	Highway & Street Capital Projects					
799	Other Capital Outlay - Highway Districts	\$ -	\$ 140,000	\$ 136,871	\$ 140,000	County Comm Roads (New \$140K)
799	Other Capital Outlay	169,752	44,426	44,426	-	UTSI Flap Grant and TDOT Local Roads Safety Initiative
	TOTAL CAPITAL PROJECTS	\$ 256,463	\$ 359,426	\$ 333,654	\$ 350,000	

Franklin County, TN		This budget is based on a continuing budget w/5.4% Med Insurance Dec-Jun Only Increase Officials Salaries, Longevity				FY 2020-2021 Budget
County General Fund # 101						
Fund #101		2018-2019	2019-2020	2019-2020	2020-2021	FURTHER EXPLANATION
Account No.	Account Description	Actual	Amended	Estimated	Proposed	
	Total Estimated Expenditures & Other Uses	\$ 19,361,386	\$ 25,353,889	\$ 24,796,061	\$ 19,430,659	
	Excess of Estimated Revenue & Other Sources	\$ 827,237	\$ 1,131,100	\$ 1,606,174	\$ 611,218	
	Over (Under) Estimated Expend. & Other Uses					
	Estimated Beginning Fund Balance - July 1	\$ 4,985,556	\$ 6,087,903	\$ 6,087,903	\$ 7,694,077	
	Adjustment for PY Encumbrances/Reserve Relinquished	\$ 275,110				
	Estimated Ending Fund Balance - June 30	6,087,903	7,219,003	7,694,077	8,305,296	
	Less Reserves 2016-17 (5,322,681)					
	Committed for Other Purposes 34690		(4,000,000)	(4,000,000)	(4,000,000)	Sale of Hospital Proceeds
	Assigned for Other Operations 34745		(552,469)	(642,469)	(642,469)	OPEB ARC Reserve (+ \$90K 2019/20)
	Estimated UNASSIGNED Ending Fund Balance As of June 30	\$ 6,087,903	\$ 2,666,534	\$ 3,051,608	\$ 3,662,827	Fund Balance Requirement 2.5% = \$516,950 Unassigned Fund Balance Benchmark 5% = \$1,037,930 (\$2.2 M is Ideal)
						20
	Total Salary Expense	\$ 8,811,977	\$ 9,449,090	\$ 9,353,461	\$ 9,600,915	49.41%
	Total Benefit Expense	3,001,364	3,225,923	3,045,521	3,486,020	17.94%
	Total Contract Expense	2,389,355	3,232,366	3,102,553	2,356,133	12.13%
	Total Supply Expense	1,332,183	1,337,469	1,301,713	1,293,093	6.65%
	Total Other Expense	2,076,516	1,841,671	1,779,049	1,845,021	9.50%
	Total Debt Expense	-	-	-	-	0.00%
	Total Capital Expense	1,749,992	6,267,369	6,213,763	849,477	4.37%
	Total County General Appropriations	\$ 19,361,387	\$ 25,353,889	\$ 24,796,061	\$ 19,430,659	100.00%

Franklin County, TN Courthouse & Jail Maintenance Fund # 112						FY 2020-2021 Budget
Fund #112						
Account No.	Account Description	2018-2019 Actual	2019-2020 Amended	2019-2020 Estimated	2020-2021 Proposed	FURTHER EXPLANATION
Estimated Revenues						
40000	LOCAL TAXES					
40200	County Local Option Taxes					
40260	Litigation Tax - Special Purpose					
40266	Litigation Tax -- Jail, Workhouse, Courthouse	\$ 200,075	\$ 160,000	\$ 160,000	\$ 200,075	
	TOTAL LOCAL TAXES	\$ 200,075	\$ 160,000	\$ 160,000	\$ 200,075	
	Total Estimated Revenues	\$ 200,075	\$ 160,000	\$ 160,000	\$ 200,075	
Estimated Expenditures						
58000	OTHER GENERAL GOVERNMENT					
58400	Other Charges					
510	Trustee's Commission	\$ 2,019	\$ 2,000	\$ 2,000	\$ 2,040	
	TOTAL OTHER CHARGES	\$ 2,019	\$ 2,000	\$ 2,000	\$ 2,040	
	Total Estimated Expenditures	\$ 2,019	\$ 2,000	\$ 2,000	\$ 2,040	
99000	OTHER USES					
99100	Transfers Out					
590	Transfers to Other Funds	\$ 210,000	\$ 170,000	\$ 170,000	\$ 195,000	Transfer To Gen Debt Serv Fund
	TOTAL OTHER USES	\$ 210,000	\$ 170,000	\$ 170,000	\$ 195,000	
	Total Estimated Expenditures & Other Uses	\$ 212,019	\$ 172,000	\$ 172,000	\$ 197,040	
	Excess of Estimated Revenue Over (Under)	\$ (11,944)	\$ (12,000)	\$ (12,000)	\$ 3,035	
	Estimated Expenditures					
	Estimated Beginning Fund Balance July 1	\$ 52,185	\$ 40,241	\$ 40,241	\$ 28,241	
	Adjustments					
	Estimated Ending Fund Balance June 30	\$ 40,241	\$ 28,241	\$ 28,241	\$ 31,276	Revenue Mandated Fund Balance Policy 5%=\$10,600

Franklin County, TN Public Library Fund # 115		This budget is based on a continuing budget w/5.4% Med Insurance Dec-Jun				FY 2020-2021 Budget
Fund #115		2018-2019	2019-2020	2019-2020	2020-2021	FURTHER EXPLANATION
Account No.	Account Description	Actual	Amended	Estimated	Proposed	
Estimated Revenues						
40000	LOCAL TAXES					
40100	County Property Taxes					
40110	Current Property Tax	\$ 304,190	\$ 379,683	\$ 379,683	\$ 387,030	Represents \$0.0381
40120	Trustee's Collections - Prior Year	7,297	6,185	7,372	6,400	
40125	Trustee's Collections - Bankruptcy	26	40	21	40	
40130	Circuit/Clerk & Master Collections - Prior Year	5,574	6,250	5,225	6,250	
40140	Interest and Penalty	1,174	1,200	1,447	1,200	
40161	Payments in Lieu of Taxes - TVA	118	110	130	110	
40162	Payments in Lieu of Taxes - Local Utilities	1,113	1,100	1,052	1,100	
40163	Payments in Lieu of Taxes - Other	1,011	1,000	1,250	1,225	
40300	STATUTORY LOCAL TAXES					
40320	Bank Excise Tax	\$ 1,844	\$ 2,240	\$ 2,851	\$ 2,850	
	TOTAL LOCAL TAXES	\$ 322,347	\$ 397,808	\$ 399,030	\$ 406,205	
41000	LICENSES AND PERMITS					
41100	Licenses					
41140	Cable TV Franchise	\$ 1,754	\$ 1,935	\$ 1,871	\$ 1,935	
	TOTAL LICENSES AND PERMITS	\$ 1,754	\$ 1,935	\$ 1,871	\$ 1,935	
43000	CHARGES FOR CURRENT SERVICES					
43100	General Service Charges					
43190	Other General Service Charges	\$ 12,826	\$ 11,360	\$ 12,310	\$ 12,300	
	TOTAL CHARGES FOR CURRENT SERVICES	\$ 12,826	\$ 11,360	\$ 12,310	\$ 12,300	
44000	OTHER LOCAL REVENUES					
44100	Recurring Items					
44110	Interest Eamed	\$ 367	\$ 500	\$ 322	\$ 500	
44146	E-Rate Funding	-	450	447	-	
44570	Contributions & Donations - Nissan	5,000	-	-	-	
44990	Other Local Revenues	1,224	1,500	1,067	1,500	
	TOTAL OTHER LOCAL REVENUES	\$ 6,591	\$ 2,450	\$ 1,836	\$ 2,000	
47000	FEDERAL GOVERNMENT					
47500	FEDERAL THROUGH STATE					
47590	OTHER FEDERAL THROUGH STATE	\$ 1,773	\$ 1,585	\$ 1,585	\$ 1,600	Tech Grant
	TOTAL FEDERAL GOVERNMENT	\$ 1,773	\$ 1,585	\$ 1,585	\$ 1,600	
48000	OTHER GOVERNMENTS & CITIZENS GROUPS					
48130	Contributions	\$ 28,750	\$ 28,750	\$ 29,100	\$ 28,750	Winchester, Decherd, Estill Springs & Other Misc
48610	Donations	799	6,150	1,647	5,650	Nissan, etc.
	TOTAL GENERAL GOVERNMENT GRANTS	\$ 29,549	\$ 34,900	\$ 30,747	\$ 34,400	
	Total Estimated Revenues & Other Sources	\$ 374,840	\$ 450,038	\$ 447,379	\$ 458,440	
Estimated Expenditures						
56500	LIBRARIES					
103	Assistant(s)	\$ 93,506	\$ 103,518	\$ 99,816	\$ 103,518	3 FT positions
105	Supervisor/Director	48,754	49,729	49,729	49,729	Appointed - Salary
137	Educ Media Personnel	34,531	37,639	38,075	37,639	1 FT position
169	Part-time Employee(s)	34,487	33,000	35,373	33,000	7 PT positions
184	Educational Incentive -- Co. Official/Admin. Officer	950	950	950	950	1 employee
186	Longevity	1,080	1,200	1,200	-	2 employees
189	Other Salaries & Wages	128	2,856	492	2,856	Admin & Worked Holiday Hrs
	Total Salary Expense	\$ 213,436	\$ 228,893	\$ 225,635	\$ 227,693	

Franklin County, TN Public Library Fund # 115		This budget is based on a continuing budget w/5.4% Med Insurance Dec-Jun				FY 2020-2021 Budget
Fund #115		2018-2019	2019-2020	2019-2020	2020-2021	FURTHER EXPLANATION
Account No.	Account Description	Actual	Amended	Estimated	Proposed	
201	Social Security	12,853	14,278	13,751	14,323	
204	Pensions	25,136	23,682	22,952	23,769	
206	Life Insurance	218	234	218	234	
207	Medical Insurance	32,726	35,750	32,993	36,874	
210	Unemployment Compensation	392	500	242	500	
212	Employer Medicare Liability	3,006	3,339	3,216	3,350	
299	Other Fringe Benefits	1,325	1,400	1,400	1,400	12 employees
	Total Benefit Expense	\$ 75,656	\$ 79,184	\$ 74,771	\$ 80,450	
307	Communications	1,950	2,000	1,830	2,000	eRate decrease in voice- last yr - 20%
320	Dues & Memberships	75	75	75	75	
330	Operating Lease Payments	-	5,000	5,157	5,000	KMBS Copier
335	Maintenance & Repair - Building	15,215	20,250	20,250	20,000	Painting, cleaning & Lawn Maintenance
337	Maintenance & Repair - Office Equipment	7,882	-	-	-	Moved to line 330
355	Travel	1,686	2,224	1,526	3,000	
399	Other Contracted Services	4,058	7,000	6,860	5,000	Comcast, Verso, St Consortium increase \$55, Movie License, Ancestry (Cambridge Sci. Abstr)
	Total Contract Expense	\$ 30,666	\$ 36,549	\$ 35,698	\$ 35,075	
410	Custodial Supplies	1,245	1,420	1,281	1,500	
432	Library Books/Media	16,753	22,950	22,871	23,325	Adult & Juv Books, Audio Visuals
435	Office Supplies	1,141	1,695	1,691	1,500	
437	Periodicals	3,591	4,807	4,233	4,000	Magazines & Online Universal Classes
499	Other Supplies & Materials	3,911	6,000	4,825	7,002	Archival and processing Mat's & Library Cards
	Total Supply Expense	\$ 26,641	\$ 36,672	\$ 34,902	\$ 37,327	
524	In-Service Staff Development	175	550	548	300	
599	Other Charges	800	3,600	2,259	3,685	Nissan Funds Summer Reading Program
	Total Other Expense	\$ 975	\$ 4,150	\$ 2,806	\$ 3,985	
709	Data Processing Equipment - TECH	3,396	3,341	3,341	3,500	
719	Office Equipment	-	1,000	783	500	
799	Other Capital Outlay	610	2,485	265	3,500	Moved in \$2,172 from Bldg Impr
	Total Capital Expense	\$ 4,006	\$ 6,826	\$ 4,388	\$ 7,500	
	TOTAL LIBRARIES	\$ 351,380	\$ 392,274	\$ 378,201	\$ 392,029	
58400	OTHER CHARGES					
340	Medical & Dental Services	\$ -	\$ 100	\$ -	\$ 100	
347	Pest Control	600	600	600	600	Bid Item
359	Disposal Fees	1,708	2,100	1,781	2,100	Dumpster Fee
	Total Contract Expense	\$ 2,308	\$ 2,800	\$ 2,381	\$ 2,800	
452	Utilities	19,956	23,500	21,093	23,500	5% incr per WUS/3% incr per ERPUD plus added security light and pole rental
	Total Supply Expense	\$ 19,956	\$ 23,500	\$ 21,093	\$ 23,500	
502	Building & Content Insurance	2,989	2,910	2,909	2,910	
506	Liability Insurance	1,017	996	996	996	
507	Medical Claims	-	100	-	100	
510	Trustee's Commission	6,493	8,500	8,500	7,000	
513	Workers Compensation	3,716	5,580	5,580	5,580	
516	Other Self-Insured Claims	-	1,220	-	1,500	
	Total Other Expense	\$ 14,195	\$ 19,306	\$ 17,985	\$ 18,086	
	TOTAL OTHER EXPENDITURES	\$ 36,459	\$ 45,606	\$ 41,459	\$ 44,386	
91150	Social, Cultural & Recreational Projects					
707	Building Improvements	\$ 7,658	\$ -	\$ -	\$ -	Moved \$2,172 to 56500
	Total Social, Cultural & Recreational Projects	\$ 7,658	\$ -	\$ -	\$ -	

Franklin County, TN Public Library Fund # 115		This budget is based on a continuing budget w/5.4% Med Insurance Dec-Jun				FY 2020-2021 Budget
Fund #115		2018-2019	2019-2020	2019-2020	2020-2021	FURTHER EXPLANATION
Account No.	Account Description	Actual	Amended	Estimated	Proposed	
99100	Transfers Out	\$ 3,000	\$ 3,000	\$ 3,000	\$ 3,000	Financial Software Library Portion
	TOTAL OPERATING TRANSFER	\$ 3,000	\$ 3,000	\$ 3,000	\$ 3,000	
	Total Estimated Expenditures	\$ 398,497	\$ 440,880	\$ 422,660	\$ 439,415	
	Excess of Estimated Revenues Over (Under)					
	Estimated Expenditures	\$ (23,657)	\$ 9,158	\$ 24,719	\$ 19,024	
	Estimated Beginning Fund Balance July 1	200,897	171,058	171,058	195,777	
	Encumbered for Social, Cultural & Recreational Services 115-56500	(6,182)				
	Estimated Ending Fund Balance June 30	\$ 171,058	\$ 180,216	\$ 195,777	\$ 214,801	Fund Balance Policy 5% = \$21,915
	Total Salary Expense	\$ 213,436	\$ 228,893	\$ 225,635	\$ 227,693	51.82%
	Total Benefit Expense	75,656	79,184	74,771	80,450	18.31%
	Total Contract Expense	32,974	39,349	38,079	37,875	8.62%
	Total Supply Expense	46,597	60,172	55,995	60,827	13.84%
	Total Other Expense	18,170	26,456	23,791	25,071	5.71%
	Total Capital Expense	11,664	6,826	4,388	7,500	1.71%
	Total Library Appropriations	\$ 398,497	\$ 440,880	\$ 422,660	\$ 439,415	100.00%

Franklin County, TN Solid Waste Fund # 116		This budget is based on a continuing budget w/5.4% Med Insurance Dec- Jun				FY 2020-2021 Budget
Fund #116		2018-2019	2019-2020	2019-2020	2020-2021	FURTHER EXPLANATION
Account No.	Account Description	Actual	Amended	Estimated	Proposed	
Estimated Revenues						
40000 LOCAL TAXES						
40100 County Property Taxes						
40110	Current Property Taxes	\$ 1,673,327	\$ 1,685,560	\$ 1,685,560	\$ 1,702,814	Represents \$0.2433
40120	Trustee's Collection - Prior Year	45,573	40,000	37,170	40,000	
40125	Trustee's Collection - Bankruptcy	196	250	98	250	
40130	Clerk & Master Collection Prior Year	34,292	30,000	24,423	40,000	
40140	Interest and Penalty	7,059	7,200	7,909	7,200	
40161	Payment in Lieu of Taxes - TVA	930	1,100	887	1,100	
40163	Payment in Lieu of Taxes - Other	3,021	3,000	2,926	3,000	
40300 STATUTORY LOCAL TAXES						
40320	Bank Excise Tax	14,469	16,000	18,251	16,000	
	TOTAL LOCAL TAXES	\$ 1,778,867	\$ 1,783,110	\$ 1,777,224	\$ 1,810,364	
41100 LICENSES						
41140	Cable TV Franchise	\$ 13,761	\$ 15,660	\$ 13,500	\$ 15,660	
	TOTAL LICENSES	\$ 13,761	\$ 15,660	\$ 13,500	\$ 15,660	
43000 CHARGES FOR CURRENT SERVICES						
43100 General Service Charges						
43106	Commercial & Industrial Waste Collection Charges	\$ 62,400	\$ 65,000	\$ 70,000	\$ 65,000	Nissan Agreement
43109	Transfer Waste Stations Collection Charges	12,000	15,000	12,000	12,000	Winchester
43110	Tipping Fees	55,574	50,000	44,264	50,000	
43114	Solid Waste Disposal Fees	10,792	11,000	8,501	11,000	
43190	Other General Service Charges	-	-	-	-	
	TOTAL CHARGES FOR CURRENT SERVICES	\$ 140,766	\$ 141,000	\$ 134,765	\$ 138,000	
44000 OTHER LOCAL REVENUES						
44100 Recurring Items						
44110	Investment Income	\$ 75,000	\$ -	\$ -	\$ -	
44145	Sale of Recycled Material	141,628	105,000	88,573	100,000	
44170	Miscellaneous Refunds	278	500	205	500	
44500 Nonrecurring Items						
44530	Sale of Equipment	-	500	-	500	
44990	Other Local Revenues	1,000	1,000	-	1,000	
	TOTAL OTHER LOCAL REVENUES	\$ 217,906	\$ 107,000	\$ 88,778	\$ 102,000	
46100 GENERAL GOVERNMENT GRANTS						
46170	Solid Waste Grants	\$ 21,551	\$ 25,000	\$ 22,354	\$ 25,000	Tire Waste Grant
	TOTAL GENERAL GOVERNMENT GRANTS	\$ 21,551	\$ 25,000	\$ 22,354	\$ 25,000	
46800 OTHER STATE REVENUES						
46980	Other State Grants	\$ 24,937	\$ 68,556	\$ 68,497	\$ -	
	TOTAL OTHER STATE REVENUES	\$ 24,937	\$ 68,556	\$ 68,497	\$ -	
48000 OTHER GOVERNMENTS & CITIZENS GROUPS						
48610	Donations	\$ 100	\$ -	\$ -	\$ -	
	TOTAL OPERATING TRANSFERS	\$ 100	\$ -	\$ -	\$ -	
	Total Estimated Revenues & Other Sources	\$ 2,197,888	\$ 2,140,326	\$ 2,105,119	\$ 2,091,024	
Estimated Expenditures						
55720 SANITATION EDUCATION/INFORMATION						
302	Advertising	\$ 2,100	\$ 2,200	\$ 2,116	\$ 2,200	
	Total Contract Expense	\$ 2,100	\$ 2,200	\$ 2,116	\$ 2,200	
429	Instructional Supplies & Materials					
499	Other Supplies & Materials	679	1,000	886	1,000	
	Total Supply Expense	679	1,000	886	1,000	
	TOTAL SANITATION EDUCATION & INFORMATION	\$ 2,779	\$ 3,200	\$ 3,002	\$ 3,200	

Franklin County, TN Solid Waste Fund # 116		This budget is based on a continuing budget w/5.4% Med Insurance Dec-Jun				FY 2020-2021 Budget
Fund #116						
Account No.	Account Description	2018-2019 Actual	2019-2020 Amended	2019-2020 Estimated	2020-2021 Proposed	FURTHER EXPLANATION
55732 CONVENIENCE CENTERS						Requesting COLA 2.8% as Plan
149	Laborers	\$ 209,192	\$ 206,000	\$ 206,788	\$ 206,000	18 Reg/12 Subs
187	Overtime Pay	481	600	600	600	
Total Salary Expense		\$ 209,673	\$ 206,600	\$ 207,388	\$ 206,600	
201	Social Security	12,240	12,955	12,114	12,955	
210	Unemployment Compensation	888	1,000	544	1,000	
212	Employer Medicare Liability	3,074	3,030	3,043	3,030	
299	Other Fringe Benefits	2,353	2,505	2,500	2,355	
Total Benefit Expense		\$ 18,555	\$ 19,490	\$ 18,201	\$ 19,340	
307	Communication	5,235	5,600	5,826	5,900	Telecom Audit caused a savings
330	Operating Lease Payments	-	1,500	1,361	1,500	CSX & Keith Springs Lease
335	Maintenance & Repair – Buildings	3,445	10,500	5,401	6,000	Roofs on CC Buildings
336	Maintenance & Repair – Equipment	5,214	3,700	2,182	8,900	
399	Other Contracted Services	4,815	5,750	5,768	5,800	H & R Portables
Total Contract Expense		\$ 18,709	\$ 27,050	\$ 20,538	\$ 28,100	
452	Utilities	15,206	16,500	14,446	16,500	
499	Other Supplies & Materials	4,355	4,600	4,195	4,600	
Total Supply Expense		\$ 19,561	\$ 21,100	\$ 18,641	\$ 21,100	
599	Other Charges	-	800	-	800	
Total Other Expense		\$ -	\$ 800	\$ -	\$ 800	
706	Building Construction	-	6,000	2,485	6,000	Install 4 roofs at 4 centers over compactors
733	Solid Waste Equipment	79,331	56,290	56,225	35,000	Replace Packer (LRP 1 per yr) Old Salem
799	Other Capital Outlay	126,015	40,000	36,260	35,000	Paving a co own cntr (LRP 1 per yr) Rolling funds from prior year on a grant
Total Capital Expense		\$ 205,346	\$ 102,290	\$ 94,971	\$ 76,000	
TOTAL CONVENIENCE CENTERS		\$ 471,844	\$ 377,330	\$ 359,739	\$ 351,940	
55733 TRANSFER STATIONS						Requesting COLA 2.8% as Plan
105	Supervisor/Director	\$ 65,192	\$ 67,017	\$ 67,017	\$ 67,017	1 Appointed - Salary
106	Deputy(ies)	35,318	36,594	36,457	36,594	1 position
141	Foreman	47,384	49,055	48,836	49,055	1 position
145	Equipment Operators - Light	77,907	73,780	74,429	83,780	2 positions
147	Truck Driver(s)	209,973	240,463	232,240	240,463	7 positions
149	Laborer(s)	37,791	33,943	38,351	25,943	1 positions
169	Part-time Personnel	12,305	16,853	20,502	14,853	1 position
184	Educational Incentive -- Co. Official/Admin. Officer	850	950	950	950	1 employee
185	Educational Incentive -- Other County Employees	950	1,800	1,800	1,900	2 employees
186	Longevity	1,380	2,340	2,340	2,640	4 employees
187	Overtime	3,504	3,000	1,946	3,000	
189	Other Salaries & Wages (Worked Holidays)	-	1,200	1,179	1,200	
Total Salary Expense		\$ 492,554	\$ 526,995	\$ 526,047	\$ 527,395	
201	Social Security	29,907	32,847	32,044	32,872	
204	Pensions	56,176	63,592	57,898	63,640	
206	Life Insurance	589	609	593	609	
207	Medical Insurance	66,428	70,000	65,762	88,498	
210	Unemployment Compensation	802	770	472	770	
212	Employer Medicare Liability	6,994	7,682	12,901	7,688	
299	Other Fringe Benefits	2,800	2,800	2,700	2,800	14 employees
Total Benefit Expense		\$ 163,696	\$ 178,300	\$ 172,370	\$ 196,877	
307	Communication	1,645	1,750	1,957	2,000	Telecom Audit changed cost
309	Contracts with Government Agencies	500,664	505,000	505,000	535,000	ISWA & TDEC
312	Contracts with Private Agencies	81,267	93,100	73,388	90,685	Tire Disposal - Mulching, Golder
320	Dues & Memberships	557	960	593	675	SWA
330	Operating Lease Payments	-	2,400	2,375	2,500	KMBS Copier Lease
334	Maintenance Agreements	2,382	250	250	1,500	Fire Extinguishers
335	Maintenance & Repair - Buildings	5,483	6,500	878	8,500	
336	Maintenance & Repair - Equipment	11,737	11,000	12,500	13,000	
338	Maintenance & Repair - Vehicles	5,548	9,000	8,829	10,000	
347	Pest Control	900	975	960	1,050	
348	Postage	-	100	110	125	
355	Travel	5,938	5,000	2,753	5,000	SWA Conference & Other

Franklin County, TN Solid Waste Fund # 116		This budget is based on a continuing budget w/5.4% Med Insurance Dec-Jun				FY 2020-2021 Budget
Fund #116		2018-2019	2019-2020	2019-2020	2020-2021	FURTHER EXPLANATION
Account No.	Account Description	Actual	Amended	Estimated	Proposed	
361	Permits	150	150	150	150	State Permits
	Total Contract Expense	\$ 616,271	\$ 636,185	\$ 609,743	\$ 670,185	
412	Diesel Fuel	40,409	44,000	41,734	41,000	
418	Equipment & Machinery Parts	16,076	12,900	12,330	16,000	
424	Garage Supplies	1,930	3,000	3,284	3,000	
425	Gasoline	3,271	4,300	3,950	4,500	
433	Lubricants	2,803	3,400	3,857	3,500	
435	Office Supplies	2,150	2,000	1,922	2,000	
450	Tires & Tubes	10,964	12,100	12,048	12,000	
451	Uniforms	5,896	4,500	4,493	3,000	
452	Utilities	13,227	13,000	14,474	13,500	
453	Vehicle Parts	7,237	8,500	9,220	8,500	
499	Other Supplies & Materials	12,892	22,000	21,999	18,700	
	Total Supply Expense	\$ 116,855	\$ 129,700	\$ 129,310	\$ 125,700	
524	In-Service Staff Development	3,463	3,500	2,749	3,500	Meeting Registrations & Contracted In-Service Staff Development
589	Other Charges	50	400	247	400	
	Total Other Expense	\$ 3,513	\$ 3,900	\$ 2,996	\$ 3,900	
733	Solid Waste Equipment	37,318	188,000	189,784	-	Reserve Capital Fund 1/2 of a Truck 2019/20
	Total Capital Expense	\$ 37,318	\$ 188,000	\$ 189,784	\$ -	
	TOTAL TRANSFER STATIONS	\$ 1,430,207	\$ 1,663,080	\$ 1,630,251	\$ 1,524,057	
55770	POST CLOSURE CARE COST					
312	Contracts with Private Agencies	\$ 12,545	\$ 13,500	\$ 10,037	\$ 13,500	Landfill --well testing & methane maint.
	TOTAL POST CLOSURE CARE COST	\$ 12,545	\$ 13,500	\$ 10,037	\$ 13,500	
58400	OTHER EXPENDITURES					
340	Medical & Dental Services	\$ 305	\$ 500	\$ 545	\$ 500	
	Total Contract Expense	\$ 305	\$ 500	\$ 545	\$ 500	
502	Building & Content Insurance	13,151	12,888	12,887	12,888	
506	Liability Insurance	15,343	15,036	15,035	15,036	
507	Medical Claims	4,243	5,000	113	5,000	
510	Trustee's Commission	37,192	40,000	36,440	40,000	
511	Vehicle & Equipment Insurance	15,343	16,000	15,405	16,000	
513	Workers Compensation	11,146	16,716	16,716	16,716	
516	Other Self-Insured Claims	-	2,000	-	2,000	
599	Other Charges	234	400	255	400	
	Total Other Expense	\$ 96,652	\$ 108,040	\$ 96,852	\$ 108,040	
	TOTAL OTHER EXPENDITURES	\$ 96,957	\$ 108,540	\$ 97,397	\$ 108,540	
99100	OPERATING TRANSFERS					
590	Transfers to Other Funds	\$ 48,803	\$ 48,803	\$ 48,803	\$ 48,803	\$3,803 Financial Software Maint, & \$45K to Co Gen for Equip (20/21 6th of 6 yr)
	TOTAL OPERATING TRANSFER	\$ 48,803	\$ 48,803	\$ 48,803	\$ 48,803	
	Total Estimated Expenditures	\$ 2,063,135	\$ 2,214,453	\$ 2,149,228	\$ 2,050,040	
	Excess of Estimated Revenues Over (Under)					
	Estimated Expenditures	\$ 134,753	\$ (74,127)	\$ (44,110)	\$ 40,984	
	Estimated Beginning Fund Balance July 1	900,416	963,304	963,304	919,194	
	Encumbered for Public Health & Welfare 116-55000 Adjustments	(71,865)				
	Estimated Ending Fund Balance June 30	\$ 963,304	\$ 889,178	\$ 919,194	\$ 960,178	Fund Balance Policy 8% = \$108,436
	Total Salary Expense	\$ 702,227	\$ 733,595	\$ 733,435	\$ 733,995	35.80%
	Total Benefit Expense	182,251	197,790	190,571	216,217	10.55%
	Total Contract Expense	649,930	679,435	642,979	714,485	34.85%
	Total Supply Expense	137,095	151,800	148,838	147,800	7.21%
	Total Other Expense	148,968	161,543	148,652	161,543	7.88%
	Total Capital Expense	242,664	290,290	284,755	76,000	3.71%
	Total Solid Waste Appropriation	\$ 2,063,135	\$ 2,214,453	\$ 2,149,228	\$ 2,050,040	100.00%

Franklin County, TN		Based on a continuing budget				FY 2020-2021 Budget
Local Purpose Tax (Rural Fire) Fund # 120						
Fund #120		2018-2019	2019-2020	2019-2020	2020-2021	FURTHER EXPLANATION
Account	Account Description	Actual	Amended	Estimated	Proposed	
No.						
Estimated Revenues						
40000	LOCAL TAXES					
40100	County Property Taxes					
40110	Current Property Taxes	\$ 389,958	\$ 390,109	\$ 390,000	\$ 392,011	Represents \$0.0741
40120	Trustee's Collection - Prior Year	9,958	9,275	6,000	9,300	
40125	Trustee's Collection - Bankruptcy	45	185	5	50	
40130	Clerk & Master Collection Prior Year	7,527	8,020	5,000	8,000	
40140	Interest & Penalty	1,492	1,700	1,400	1,600	
40161	Payment in Lieu of Taxes - TVA	283	575	290	300	
40163	Payment in Lieu of Taxes - Other	920	1,030	900	900	
40200	County Local Option Taxes					
40220	Hotel/Motel Tax	396,413	290,000	290,000	390,000	
	TOTAL LOCAL TAXES	\$ 806,596	\$ 700,894	\$ 693,595	\$ 802,161	
40300	STATUTORY LOCAL TAXES					
40320	Bank Excise Tax	\$ 4,404	\$ 5,551	\$ 5,551	\$ 5,350	
	TOTAL STATUTORY LOCAL TAXES	\$ 4,404	\$ 5,551	\$ 5,551	\$ 5,350	
41100	LICENSES & PERMITS					
41140	Cable TV Franchise	\$ 4,189	\$ 4,800	\$ 4,800	\$ 8,925	
41520	Building Permits	20,000	20,000	20,000	20,000	
	TOTAL LICENSES & PERMITS	\$ 24,189	\$ 24,800	\$ 24,800	\$ 28,925	
44000	OTHER LOCAL REVENUE					
44100	RECURRING ITEMS					
44530	Sale of Equipment	-	-	-	7,500	
44570	Contributions & Gifts	96	96	96	100	
	TOTAL OTHER LOCAL REVENUE	\$ 96	\$ 96	\$ 96	\$ 7,600	
	TOTAL ESTIMATED REVENUES	\$ 835,285	\$ 731,341	\$ 724,042	\$ 844,036	
Estimated Expenditures						
54310	FIRE PREVENTION & CONTROL					
309	Contracts with Government Agencies	\$ 2,000	\$ 2,000	\$ 2,000	\$ 2,000	State Forestry Contract
399	Other Contracted Services	658,300	615,000	615,000	615,000	\$37,000 to each of 15 Depts.
	Total Contract Expense	\$ 660,300	\$ 617,000	\$ 617,000	\$ 617,000	
499	Other Supplies & Materials	-	2,000	2,000	2,000	Training Association Alloc
	Total Supply Expense	\$ -	\$ 2,000	\$ 2,000	\$ 2,000	
510	Trustee's Commission	12,177	11,600	11,600	11,600	
524	In-Service Staff Development	96	-	-	1,000	Training Association Alloc
599	Other Charges	480	600	600	1,000	
	Total Other Expense	\$ 12,753	\$ 12,200	\$ 12,200	\$ 13,600	
799	Other Capital Outlay	-	1,125	1,125	4,000	Training Association Alloc
	Total Capital Expense	\$ -	\$ 1,125	\$ 1,125	\$ 4,000	
	TOTAL FIRE PREVENTION & CONTROL	\$ 673,053	\$ 632,325	\$ 632,325	\$ 636,600	

Franklin County, TN		Based on a continuing budget				FY 2020-2021 Budget
Local Purpose Tax (Rural Fire) Fund # 120						
Fund #120						
Account	Account Description	2018-2019	2019-2020	2019-2020	2020-2021	FURTHER EXPLANATION
No.		Actual	Amended	Estimated	Proposed	
	TOTAL ESTIMATED EXPENDITURES	\$ 673,053	\$ 632,325	\$ 632,325	\$ 636,600	
	Excess of Estimated Revenue & Other Sources					
	Over (Under) Estimated Expenditures	\$ 162,232	\$ 99,016	\$ 91,717	\$ 207,436	
	Estimated Beginning Fund Balance July 1	\$ 393,330	\$ 613,862	\$ 613,862	\$ 705,579	
	Encumbered for Public Safety 120-54000	\$ 58,300				
	Estimated Ending Fund Balance June 30	\$ 613,862	\$ 712,878	\$ 705,579	\$ 913,015	
	Reserve Committed for Public Safety 120-34725	\$ (296,400)	\$ (383,948)	\$ (383,948)	\$ (383,948)	
	Estimated UNASSIGNED Ending Fund Balance June 30	\$ 317,462	\$ 328,930	\$ 321,631	\$ 529,067	Fund Balance Policy 5%=\$31,830
	Total Contract Expense	\$ 660,300	\$ 617,000	\$ 617,000	\$ 617,000	96.92%
	Total Supply Expense	-	2,000	2,000	2,000	0.31%
	Total Other Expense	12,753	12,200	12,200	13,600	2.14%
	Total Capital Expense	-	1,125	1,125	4,000	0.63%
	Total Rural Fire Appropriation	\$ 673,053	\$ 632,325	\$ 632,325	\$ 636,600	100.00%

Franklin County, TN		Restricted Fund based on Revenue				FY 2020-2021 Budget
Drug Control Fund # 122						
Fund # 122						
Account No.	Account Description	2018-2019 Actual	2019-2020 Amended	2019-2020 Estimated	2020-2021 Proposed	FURTHER EXPLANATION
Estimated Revenues						
42000 FINES, FORFEITURES AND PENALTIES						
42100 Circuit Court						
42140	Drug Control Fines	\$ 215	\$ 150	\$ 30	\$ 250	
42300 General Sessions Court						
42340	Drug Control Fines	\$ 8,217	\$ 15,838	\$ 17,705	\$ 15,750	
42900 Other Fines, Forfeitures and Seizures						
42910	Proceeds from Confiscated Property	\$ 14,932	\$ 38,488	\$ 80,688	\$ 15,000	
	TOTAL FINES, FORFEITURES & PENALTIES	\$ 23,364	\$ 54,476	\$ 98,423	\$ 31,000	
43000 CHARGES FOR CURRENT SERVICES						
43100 GENERAL SERVICE CHARGES						
43190	Other General Service Charges	\$ 1,500	\$ 3,000	\$ 2,650	\$ 2,500	
	TOTAL CHARGES FOR CURRENT SERVICES	\$ 1,500	\$ 3,000	\$ 2,650	\$ 2,500	
44000 OTHER LOCAL REVENUES						
44100 Recurring Items						
44170	Miscellaneous Refunds	\$ 3,600	\$ 2,500	\$ 119	\$ 2,500	
44500 Nonrecurring Items						
44530	Sale of Equipment	\$ -	\$ 75,050	\$ 75,050	\$ 5,000	
44540	Sale of Property	-	14,061	14,061	5,000	
	TOTAL OTHER LOCAL REVENUES	\$ 3,600	\$ 91,611	\$ 89,230	\$ 12,500	
47600 Direct Federal Revenue						
47990	Other Direct Federal Revenue	\$ 17,363	\$ 5,000	\$ 2,447	\$ 5,000	
	TOTAL DIRECT FEDERAL REVENUE	\$ 17,363	\$ 5,000	\$ 2,447	\$ 5,000	
48000 OTHER GOV'TS. & CITIZENS GROUPS						
48100 Other Governments						
48130	Contributions	\$ 1,750	\$ 1,750	\$ -	\$ 1,750	
48600 Citizens Groups						
48610	Donations	\$ 300	\$ 300	\$ -	\$ 300	
	TOTAL OTHER GOV. & CITIZENS GROUPS	\$ 2,050	\$ 2,050	\$ -	\$ 2,050	
	Total Estimated Revenues	\$ 47,877	\$ 156,137	\$ 192,750	\$ 53,050	
Estimated Expenditures						
54000 PUBLIC SAFETY						
54150 Drug Enforcement						
316	Contributions	\$ 2,000	\$ 2,000	\$ 13,000	\$ 2,000	
319	Drug Control Payments	10,000	6,671	5,000	10,000	Equitable Sharing (\$18K/BG/\$10K Exp)
336	Maintenance & Repair -- Equipment	-	50	-	250	
338	Maintenance & Repair -- Vehicles	-	500	365	500	
340	Medical & Dental	-	250	-	250	Meth Physicals & Lab
355	Travel	1,928	1,000	-	1,000	
399	Other Contracted Services	5,868	11,100	9,470	12,000	
	Total Contract Expense	\$ 19,796	\$ 21,571	\$ 27,835	\$ 26,000	
401	Animal Food and Supplies	1,089	4,200	1,100	1,200	
429	Instructional Materials & Supplies	10,345	11,000	8,438	11,000	Equitable Sharing (\$2,437.15 BG/0 Exp)
431	Law Enforcement Supplies	-	500	-	500	
499	Other Supplies & Materials	605	1,750	410	750	
	Total Supply Expense	\$ 12,039	\$ 17,450	\$ 9,948	\$ 13,450	
509	Refunds	-	50	-	50	
524	In-Service Staff Development	610	8,915	8,915	500	
599	Other Charges	25,616	30,000	18,210	10,000	

Fund # 122						
Account No.	Account Description	2018-2019 Actual	2019-2020 Amended	2019-2020 Estimated	2020-2021 Proposed	FURTHER EXPLANATION
	Total Other Expense	\$ 26,226	\$ 38,965	\$ 27,125	\$ 10,550	
716	Law Enforcement Equipment	8,200	9,200	8,985	65,000	
718	Motor Vehicles	-	19,690	16,000	30,000	
790	Other Equipment	1,800	2,000	-	2,000	
	Total Capital Expense	\$ 10,000	\$ 30,890	\$ 24,985	\$ 97,000	
	TOTAL DRUG ENFORCEMENT	\$ 68,061	\$ 108,876	\$ 89,893	\$ 147,000	
58000	OTHER GENERAL GOVERNMENT					
58400	Other Charges					
510	Trustee's Commission	\$ 219	\$ 1,500	\$ 1,500	\$ 500	
	TOTAL OTHER CHARGES	\$ 219	\$ 1,500	\$ 1,500	\$ 500	
	Total Estimated Expenditures	\$ 68,280	\$ 110,376	\$ 91,393	\$ 147,500	
	Excess of Estimated Revenue Over (Under) Estimated Expenditures	\$ (20,403)	\$ 45,761	\$ 101,357	\$ (94,450)	
	Estimated Beginning Fund Balance -- July 1	59,948	35,931	35,931	137,288	
	Adjust for Encumbrances	(3,614)	-	-		
	Estimated Ending Fund Balance -- June 30	35,931	81,692	137,288	42,838	
	Liability for Litigants (Cash Seizures)		(15,351)	(15,351)	(15,351)	*Reserve for Litigants - Cash Seizures
	Estimated Ending Fund Balance -- June 30	\$ 35,931	\$ 66,341	\$ 121,937	\$ 27,487	Revenue Mandated Fund Balance Policy 5%=\$6,125
	Total Contract Expense	\$ 19,796	\$ 21,571	\$ 27,835	\$ 26,000	17.63%
	Total Supply Expense	12,039	17,450	9,948	13,450	9.12%
	Total Other Expense	26,445	40,465	28,625	11,050	7.49%
	Total Capital Expense	10,000	30,890	24,985	97,000	65.76%
	Total Drug Control Appropriation	\$ 68,280	\$ 110,376	\$ 91,393	\$ 147,500	100.00%

Franklin County, TN Highway/Public Works Fund # 131		This budget was prepared on the premise of a continuing budget				FY 2020-2021 BUDGET
Account No.	Account Description	2018-2019 Actual	2019-2020 Amended	2019-2020 Estimated	2019-2020 Proposed	FURTHER EXPLANATION
Estimated Revenues						
40000	LOCAL TAXES					
40100	COUNTY PROPERTY TAXES					
40110	Current Property Taxes	\$ 615,235	\$ 626,825	\$ 624,000	\$ 638,954	Represents \$0.0629
40120	Trustee's Collection Prior Year	14,759	13,500	14,387	13,500	
40125	Trustee's Collection Bankruptcy	52	60	40	45	
40130	Clerk & Master Collection Prior Year	11,276	14,000	11,000	14,000	
40140	Interest and Penalty	2,375	2,500	3,000	2,500	
40161	Payment in Lieu of Taxes - TVA	240	260	229	260	
40162	Payment in Lieu of Taxes - Local Utilities	2,251	2,300	2,000	2,300	
40163	Payment in Lieu of Taxes - Other	2,046	2,025	2,076	2,025	
40200	COUNTY LOCAL OPTION TAXES					
40280	Mineral Severance Tax	55,231	55,000	48,000	55,000	
40300	STATUTORY LOCAL TAXES					
40320	Bank Excise Tax	3,736	4,730	4,730	4,000	
40390	Other Statutory Local Taxes	-	-	-	-	
	TOTAL LOCAL TAXES	\$ 707,201	\$ 721,200	\$ 709,462	\$ 732,584	
41100	LICENSES AND PERMITS					
41140	Cable TV Franchise	\$ 3,554	\$ 3,540	\$ 3,500	\$ 3,540	
	TOTAL LICENSES AND PERMITS	\$ 3,554	\$ 3,540	\$ 3,500	\$ 3,540	
43000	CHARGES FOR CURRENT SERVICES					
43100	GENERAL SERVICE CHARGE					
43190	Other General Service Charges	\$ 7,695	\$ 15,000	\$ 8,000	\$ 15,000	Serv. Charge to State & Federal Govt. Entities for Req
43380	Vending Machine Collections	-	65	80	80	
	TOTAL CHARGES FOR CURRENT SERVICES	\$ 7,695	\$ 15,065	\$ 8,080	\$ 15,080	
44000	OTHER LOCAL REVENUES					
44100	RECURRING ITEMS					
44110	Interest Earned	\$ -	\$ 1,000	\$ 1,009	\$ 1,000	
44130	Sale of Materials and Supplies	-	100	716	100	Mats. Charge to Govt. entities for Req
44145	Sale of Recycled Materials	-	1,048	1,372	100	
44170	Miscellaneous Refunds	1,170	100	-	100	Misc. Refunds & Occ Accident
44500	NONRECURRING ITEMS					
44530	Sale of Equipment	-	10,000	5,000	10,000	Surplus Equip. Sales
44560	Damages Recovered from Individuals	-	100	100	100	Chgs. To Individuals - Ex:guardrail repair
44990	Other Local Revenues	-	100	-	100	
	TOTAL OTHER LOCAL REVENUES	\$ 1,170	\$ 12,448	\$ 8,197	\$ 11,500	
46000	STATE OF TENNESSEE					
46400	Public Works Grants					
46410	Bridge Program	\$ -	\$ -	\$ -	\$ 55,860	2019/20 Sugartree Springs Bridge (98/2)
46420	State Aid Program	873,171	274,799	289,201	-	2019/20 Midway Rd & Other Falls Rd (98/2)
46800	Other State Revenues					
46920	Gasoline and Motor Fuel Tax	2,640,580	2,680,400	2,700,000	2,600,000	
46930	Petroleum Special Tax	29,621	29,622	29,622	29,622	
	TOTAL STATE OF TENNESSEE	\$ 3,543,372	\$ 2,984,821	\$ 3,018,823	\$ 2,685,482	
48000	OTHER GOVERNMENTS					
48130	Contributions	\$ 17,667	\$ 17,666	\$ 17,379	\$ -	Monteagle Contribution Road Maintenance
	TOTAL OTHER GOVERNMENTS	\$ 17,667	\$ 17,666	\$ 17,379	\$ -	
	TOTAL ESTIMATED REVENUES	\$ 4,280,659	\$ 3,754,740	\$ 3,765,440	\$ 3,448,186	
49000	OTHER SOURCES					
49600	Proceeds From Sale of Capital Assets	\$ -	\$ -	\$ -	\$ -	
49800	Transfers In	-	-	-	-	
	Total Other Sources (Non-Revenue)	\$ -	\$ -	\$ -	\$ -	
	Total Estimated Revenues & Other Sources	\$ 4,280,659	\$ 3,754,740	\$ 3,765,440	\$ 3,448,186	

Fund # 131						
Account No.	Account Description	2018-2019 Actual	2019-2020 Amended	2019-2020 Estimated	2019-2020 Proposed	FURTHER EXPLANATION
Estimated Expenditures						
61000	ADMINISTRATION					
101	County Official	\$ 86,661	\$ 88,827	\$ 85,411	\$ 91,901	Electd - State Mandated
103	Assistant	123,822	146,175	125,000	128,046	3 positions
184	Educational Incentive (COCTP & Official Educ.)	-	-	-	850	1 employee
185	Educational Incentive (COCTP & Emp. Educ.)	-	-	-	850	1 employee
186	Longevity	3,420	3,480	3,480	2,340	3 employees
187	Overtime Pay	6,968	8,000	11,567	4,000	2 positions O/T
189	Other Salaries and Wages	3,931	105,276	101,357	4,000	
191	Board & Committee Member Fees	21,600	21,600	21,600	21,600	Highway Commission
	Total Salary Expense	\$ 246,402	\$ 373,357	\$ 348,415	\$ 253,587	
201	Social Security	14,767	22,351	22,433	15,784	Employees & Hwy. Commission
204	Pensions	31,163	28,791	28,780	27,363	Employees Only
206	Life Insurance	187	187	179	187	" "
207	Medical Insurance	28,363	26,600	26,662	29,499	" "
208	Dental Insurance	1,126	1,161	1,058	1,161	" "
210	Unemployment Compensation	-	1,500	-	1,500	Non-Contributory Employer
212	Employer Medicare	3,532	5,315	5,311	3,692	Employees & Hwy. Commission
299	Other Fringe Benefits	650	1,000	550	1,000	Safety Incentive, Christmas Bonus
	Total Benefit Expense	\$ 79,788	\$ 86,905	\$ 84,973	\$ 80,187	
320	Dues and Memberships	4,796	5,000	4,796	5,000	TCHOA, TCHOA Region II, TCOSA
330	Operating Lease Payments	-	1,260	1,260	1,260	KMBS Copier Lease
331	Legal Services	4,983	1,000	475	1,000	Attorney Services
332	Legal Notices, Recording & Court Costs	36	250	425	250	Newspaper Ads, Registration of Deeds
337	Maintenance & Repair - Office Equipment	1,400	1,240	947	1,240	Contracted Repair of office equip.
348	Postal Charges	25	100	95	100	
355	Travel (Meals, Mileage, Lodging, Parking, Etc.)	2,895	2,300	1,190	2,300	Periderms, Mileage & Lodging, Etc
399	Other Contracted Services	6,039	7,000	6,486	7,000	Deed Services/Server & Network Maint.
	Total Contract Expense	\$ 20,174	\$ 18,150	\$ 15,674	\$ 18,150	
435	Office Supplies	1,343	2,200	2,152	2,200	Administration office supplies
	Total Supply Expense	\$ 1,343	\$ 2,200	\$ 2,152	\$ 2,200	
524	In Service/Staff Development	1,795	3,545	2,324	1,500	Meeting Registrations & Contracted In-Service Staff Development
599	Other Charges	684	3,855	2,766	1,500	Miscellaneous
	Total Other Expense	\$ 2,479	\$ 7,400	\$ 5,090	\$ 3,000	
	TOTAL ADMINISTRATION	\$ 350,186	\$ 488,013	\$ 456,304	\$ 357,125	
62000	HIGHWAY & BRIDGE MAINTENANCE					
141	Foremen	\$ 41,137	\$ 42,754	\$ 20,264	\$ 42,469	1 position
144	Equipment Operators Heavy	200,807	210,823	205,959	209,421	5 positions
145	Equipment Operators Light	124,321	134,632	130,854	145,627	4 positions +4.5K for quarry time
147	Truck Drivers	198,617	202,410	208,025	235,289	7 positions +10K for quarry time
186	Longevity	7,500	7,740	6,540	7,680	9 employees
187	Overtime Pay	20,177	22,000	19,647	10,000	
189	Other Salaries & Wages	3,093	6,800	10,385	6,800	
	Total Salary Expense	\$ 595,652	\$ 627,160	\$ 601,674	\$ 657,286	
201	Social Security	35,521	39,160	36,076	41,028	
204	Pensions	77,832	75,814	72,590	79,430	
206	Life Insurance	732	750	736	797	
207	Medical Insurance	113,453	107,250	111,831	117,998	
208	Dental Insurance	4,504	4,355	4,437	4,646	
212	Employer Medicare	8,307	9,158	8,437	9,595	Hwy. Maintenance Employees
299	Other Fringe Benefits	4,047	4,450	4,354	4,450	Safety Incentive, Christmas bonus
	Total Benefit Expense	\$ 244,396	\$ 240,938	\$ 238,462	\$ 257,945	
399	Other Contracted Services	4,185	7,000	3,500	7,000	Survey, Tree Service & Fence
	Total Contract Expense	\$ 4,185	\$ 7,000	\$ 3,500	\$ 7,000	
403	Asphalt - Cold Mix	10,983	9,560	9,317	15,000	
408	Concrete	-	5,000	-	5,000	
409	Crushed Stone	2,276	5,000	7,909	5,000	
426	General Construction Materials	317	1,000	50	1,000	construction supplies for road maint. Jobs
436	Other Road Materials	-	34,440	34,356	25,000	striping, salt
438	Pipe	22,871	21,000	22,388	25,000	Maintenance Pipe
442	Propane Gas	1,231	2,000	1,546	2,000	Road Maintenance Propane - Patching
443	Road Signs	26,741	28,000	26,198	28,000	signs and supplies begin state mandate
446	Small Tools	-	4,500	4,403	4,500	Compressor
499	Other Supplies & Materials	604	4,000	1,640	4,000	Flags, Vests, Raincoats, spray paint, etc.
	Total Supply Expense	\$ 65,023	\$ 114,500	\$ 107,808	\$ 114,500	

Fund # 131						
Account No.	Account Description	2018-2019 Actual	2019-2020 Amended	2019-2020 Estimated	2019-2020 Proposed	FURTHER EXPLANATION
	TOTAL HIGHWAY AND BRIDGE MAINTENANCE	\$ 909,256	\$ 989,599	\$ 951,444	\$ 1,036,730	
63100	OPERATION AND MAINTENANCE OF EQUIPMENT					
141	Foremen	\$ 43,803	\$ 47,109	\$ 45,676	\$ 46,796	1 position
186	Longevity	360	420	420	480	
187	Overtime	2,156	1,700	1,350	500	
189	Other Salaries and Wages	1,499	500	1,840	500	
	Total Salary Expense	\$ 47,818	\$ 49,729	\$ 49,085	\$ 48,276	
201	Social Security	2,957	3,042	3,037	3,026	
204	Pensions	6,723	5,891	5,905	5,861	
206	Life Insurance	47	47	47	47	
207	Medical Insurance	7,091	7,150	7,001	7,375	
208	Dental Insurance	281	290	278	290	
212	Employer Medicare	692	711	710	708	
299	Other Fringe Benefits	400	530	368	530	Safety incentive, Christmas bonus
	Total Benefit Expense	\$ 18,191	\$ 17,661	\$ 17,345	\$ 17,836	
335	Maintenance & Repair – Building	3,169	30,900	30,880	5,000	
336	Maintenance & Repair - Equipment (contracted)	16,977	52,000	61,200	42,000	Thompson, L.B. Smith, etc
	Total Contract Expense	\$ 20,146	\$ 82,900	\$ 92,080	\$ 47,000	
412	Diesel Fuel	86,345	72,000	66,000	82,000	all equip. not quarry
418	Equipment and Machinery Parts	55,329	52,900	30,000	75,000	all parts not quarry
424	Garage Supplies	12,593	15,000	16,000	25,000	Highway shop supplies
425	Gasoline	22,089	19,000	16,000	29,000	all vehicles not quarry
433	Lubricants	8,210	12,000	11,778	12,000	all vehicles and equip. not quarry
446	Small Tools	325	8,000	860	13,000	Tire Changer, etc
450	Tires & Tubes	21,298	25,000	10,000	25,000	all tires not quarry
499	Other Supplies & Materials	16	500	50	500	Highway shop
	Total Supply Expense	\$ 206,205	\$ 204,400	\$ 150,689	\$ 261,500	
	TOTAL OPERATION & MAINTENANCE OF EQUIP	\$ 292,360	\$ 354,690	\$ 309,200	\$ 374,612	
63400	QUARRY OPERATIONS					
141	Foremen	\$ 38,097	\$ 42,754	\$ 35,619	\$ 42,469	1 position
145	Equipment Operators Light	37,985	44,182	55,005	43,918	1 position and 4.5K for other additional
186	Longevity	2,280	2,340	2,340	2,400	2 employees
187	Overtime Pay	-	1,000	2,834	1,000	Quarry associated overtime
189	Other Salaries & Wages	-	10,000	7,568	10,000	Other than Lt Oper
	Total Salary Expense	\$ 78,362	\$ 100,276	\$ 103,364	\$ 99,787	
201	Social Security	4,801	6,256	6,348	6,226	
204	Pensions	11,015	12,114	12,327	12,055	
206	Life Insurance	94	94	82	94	
207	Medical Insurance	14,182	17,875	15,637	18,437	
208	Dental Insurance	563	726	616	726	
212	Employer Medicare	1,123	1,383	1,485	1,376	
299	Other Fringe Benefits	520	625	508	625	Safety incentive, Christmas bonus
	Total Benefit Expense	\$ 32,298	\$ 39,072	\$ 37,002	\$ 39,539	
307	Communications	265	325	216	325	Phone & fax @ quarry
321	Engineering Services	1,500	10,500	-	10,500	Engineering
323	Explosive and Drilling Services	26,301	-	-	40,000	Volume control & cost of pulling 2 shots
330	Operating Lease Payments	10,800	10,800	10,800	10,800	Holland Lease (ends 6/30/29)
335	Maintenance & Repair – Building	110	2,000	-	2,000	
336	Maintenance and Repair - Equipment	9,117	20,000	28,000	60,000	Electrical & contract service crusher repairs
349	Printing, Stationery & Forms	-	600	1,750	600	Quarry load tickets
351	Rentals	-	6,000	2,653	16,000	Track hoe/Hammer Rental
399	Other Contracted Services	600	-	-	-	
	Total Contract Expense	\$ 48,693	\$ 50,225	\$ 43,419	\$ 140,225	
412	Diesel Fuel	8,816	7,500	7,000	10,500	
415	Electricity	49,780	56,000	45,000	56,000	Crusher & Office Electrical
418	Equipment and Machinery Parts	10,772	27,000	21,650	27,000	
424	Garage Supplies	5,207	5,750	5,000	5,750	Quarry shop supplies
433	Lubricants	2,727	4,000	-	4,000	
450	Tires and Tubes	693	1,000	-	11,000	
454	Water and Sewer	924	1,250	1,045	1,250	crusher and office water
499	Other Supplies and Materials	1,537	2,000	500	2,000	
	Total Supply Expense	\$ 80,456	\$ 104,500	\$ 80,195	\$ 117,500	
	TOTAL QUARRY OPERATIONS	\$ 239,809	\$ 294,073	\$ 263,979	\$ 397,051	

Fund # 131						
Account No.	Account Description	2018-2019 Actual	2019-2020 Amended	2019-2020 Estimated	2019-2020 Proposed	FURTHER EXPLANATION
65000	OTHER CHARGES					
215	On Be-half OPEB Payments	\$ -	\$ -	\$ -	\$ 20,000	OPEB Liability Contribution
299	Other Fringe Benefits	6,484	5,300	4,766	14,300	Retiree's Insurance - Estimating 2 retiring
	Total Benefit Expense	\$ 6,484	\$ 5,300	\$ 4,766	\$ 34,300	
307	Communications	7,270	7,000	9,283	7,000	office phones, pager, mobiles, ISP charges
340	Medical and Dental Services	310	1,500	2,207	1,500	drug testing fees
347	Pest Control	300	400	320	400	Bid Item w/additional
359	Disposal Fees	5,012	5,800	5,400	5,700	dumpster fees
361	Permits	3,065	3,000	3,000	3,000	charges for mine and environment permits
	Total Contract Expense	\$ 15,957	\$ 17,700	\$ 20,210	\$ 17,600	
413	Drugs and Medical Supplies	-	-	-	-	first aid kits and supplies
451	Uniforms	6,401	7,000	6,950	7,000	
452	Utilities	18,632	22,200	18,063	22,200	Hwy shop and office
	Total Supply Expense	\$ 25,033	\$ 29,200	\$ 25,013	\$ 29,200	
502	Building and Contents Insurance	23,911	23,432	23,431	23,432	yearly premium
506	Liability Insurance	27,896	27,337	27,337	27,337	yearly premium
507	Medical Claims	7,617	10,000	5,771	10,000	Occ.Acc. Medical claims deductibles
508	Premiums on Surety Bond	50	150	200	150	yearly premium
510	Trustees Commission	40,102	42,000	40,715	42,000	
511	Vehicle & Equipment Insurance	27,896	28,907	28,907	28,000	yearly premium
513	Workers Compensation	18,578	27,888	27,888	27,888	Occ. Acc. Premium
516	Other Self Insured Claims	-	3,993	3,702	5,000	Occ. Acc. Related charges
599	Other Charges	2,124	4,000	2,489	4,000	misc. fees & expenses
	Total Other Expense	\$ 148,174	\$ 167,707	\$ 160,440	\$ 167,807	
	TOTAL OTHER CHARGES	\$ 195,648	\$ 219,907	\$ 210,429	\$ 248,907	
68000	CAPITAL OUTLAY					
705	Bridge Construction	\$ 25,500	\$ 57,000	\$ 56,727	\$ 50,000	2019/20 Sugartree Springs Bridge (98/2)
707	Building Improvements	-	23,000	22,821	30,000	Quarry Crusher Command Ctr
708	Communication Equipment	11,792	9,500	7,810	17,500	repeater rent, radio purchases and repair
713	Highway Construction	-	5,500	5,313	10,000	
713	Highway Construction District 1 (carryover \$120,000)	464,490	130,342	125,448	200,000	**Increase \$40K to Districts**
713	Highway Construction District 2 (carryover \$36,000)	27,168	441,709	439,320	200,000	" "
713	Highway Construction District 3 (carryover -\$65,000)	262	582,179	580,319	135,000	" " Reduction from district coverage 2019/20
713	Highway Construction District 4 (carryover -\$17,800)	396,990	216,300	215,714	182,200	" " Reduction from district coverage 2019/20
714	Highway Equipment	47,787	115,000	114,595	90,000	
718	Motor Vehicles	861	32,500	32,448	40,000	
719	Office Equipment	375	10,345	10,345	7,500	
721	Quarry Equipment	-	60,000	59,047	-	
726	State-Aid Projects	-	300,815	300,986	-	2019/20 Midway Rd & Otter Falls Rd (98/2)
790	Other Equipment	14,100	20,000	10,893	20,000	
791	Other Construction	1,427	16,000	11,231	16,000	
799	Other Capital Outlay	1,365	22,155	1,352	10,000	unexpected capital expenditures
	TOTAL CAPITAL OUTLAY	\$ 992,117	\$ 2,042,345	\$ 1,994,368	\$ 1,008,200	
82100	DEBT SERVICE PRINCIPAL					
82120	Highways and Streets					
602	Principal on Notes	\$ 15,072	\$ 15,807	\$ 15,807	\$ 16,571	Quarry Land (matures 2/1/23)
	TOTAL DEBT SERVICE PRINCIPAL	\$ 15,072	\$ 15,807	\$ 15,807	\$ 16,571	
82200	DEBT SERVICE INTEREST					
82220	Highways and Streets					
604	Interest on Notes	\$ 4,049	\$ 3,315	\$ 3,315	\$ 2,552	Quarry Land (matures 2/1/23)
	TOTAL DEBT SERVICE INTEREST	\$ 4,049	\$ 3,315	\$ 3,315	\$ 2,552	
99100	Transfers Out					
590	Transfers to Other Funds	\$ 53,803	\$ 53,803	\$ 53,803	\$ 53,803	Software Maint. \$3,803 & Highway Equip \$50K reimbursement 2015/16 (2020/21 - 6th of 6)
	Total Other Uses (Transfers Out)	\$ 53,803	\$ 53,803	\$ 53,803	\$ 53,803	

Fund # 131						
Account No.	Account Description	2018-2019 Actual	2019-2020 Amended	2019-2020 Estimated	2019-2020 Proposed	FURTHER EXPLANATION
	TOTAL ESTIMATED EXPENDITURES	\$ 3,052,300	\$ 4,461,552	\$ 4,258,649	\$ 3,495,551	
	Excess of Estimated Revenues Over (Under)					
	Estimated Expenditures	\$ 1,228,359	\$ (706,812)	\$ (493,208)	\$ (47,364)	
	Estimated Beginning Fund Balance July 1	2,098,484	3,385,142	3,385,142	2,891,934	
	Estimated Ending Fund Balance June 30	3,326,843	2,678,330	2,891,934	2,844,569	
	Adjustment for Encumbrances	58,299				
	Estimated Ending Fund Balance June 30	3,385,142	2,678,330	2,891,934	2,844,569	
	Assigned Highway/Public Works Districts - 34750		(156,000)	(156,000)	(156,000)	
	Assigned Highway/Public Works Equipment - 34775	(300,000)	(600,000)	(600,000)	(600,000)	
	Assigned Other Operations OPEB ARC - 34745	(139,694)	(159,694)	(159,694)	(159,694)	
	Estimated Spendable Fund Balance June 30	\$ 2,945,448	\$ 1,762,636	\$ 1,976,240	\$ 1,928,875	Fund Balance Policy 5% = \$177,163
	Total Salary Expense	\$ 968,234	\$ 1,150,522	\$ 1,102,539	\$ 1,058,936	30.29%
	Total Benefit Expense	381,157	389,877	382,548	429,807	12.30%
	Total Contract Expense	109,155	175,975	174,883	229,975	6.58%
	Total Supply Expense	378,060	454,800	365,856	524,900	15.02%
	Total Other Expense	204,456	228,910	219,333	224,610	6.43%
	Total Debt Expense	19,121	19,122	19,121	19,123	0.55%
	Total Capital Expense	992,117	2,042,345	1,994,368	1,008,200	28.84%
	Total Highway Appropriations	\$ 3,052,300	\$ 4,461,552	\$ 4,258,649	\$ 3,495,551	100.00%

Franklin County, TN					FY 2020-2021 BUDGET	
General Purpose School Fund # 141						
Fund #141						
Account No.	Account Description	2018-2019 Actual	2019-2020 Amended	2019-2020 Estimated	2020-2021 Proposed	FURTHER EXPLANATION
Budget includes Degree Advancements & Steps where earned ONLY for Certified & Support; No Increase for Contract Bus Drivers; 3% Projected Health Insurance for January 2021; 0.36% reduction in Retirement Rates for certified & no change for classified retirement.						
Estimated Revenues						
40000 Local Taxes						
40100 County Property Taxes						
40110	Current Property Taxes	\$ 10,183,964	\$ 10,358,063	\$ 10,334,053	\$ 10,558,490	Represents \$1.0394
40120	Trustee's Collection - Prior Year	226,974	205,000	194,554	227,000	Based on 5 Yr Average
40125	Trustee's Collection - Bankruptcy	370	2,000	605	700	Based on Current History
40130	Clerk & Master Collections - Prior Year	186,477	177,000	145,727	171,000	Based on 5 Yr Average
40140	Interest and Penalty	39,255	29,000	51,382	43,000	Based on 5 Yr Average
40161	Payments in Lieu of Taxes - TVA	3,971	3,900	3,405	3,900	Based on 5 Yr Average
40162	Payments in Lieu of Taxes - Local Utilities	34,008	37,000	31,166	34,000	Based on 5 Yr Average
40163	Payments in Lieu of Taxes - Other	33,812	29,000	34,210	29,000	Based on 5 Yr Average
40200 County Local Option Taxes						
40210	Local Option Sales Tax	\$ 5,030,119	\$ 4,892,328	\$ 5,270,078	\$ 5,030,119	Based on actual 18-19
40275	Mixed Drink Tax	39,330	30,000	30,316	39,000	Based on actual 18-19
40300 Statutory Local Taxes						
40320	Bank Excise Tax	\$ 61,818	\$ 70,000	\$ 77,994	\$ 70,000	Based on 5 Yr Average
	Total Local Taxes	\$ 15,840,098	\$ 15,833,291	\$ 16,173,490	\$ 16,206,209	
41000 Licenses and Permits						
41110	Marriage License	\$ 3,030	\$ 3,000	\$ 2,500	\$ 3,000	Based on 5 Yr Average
41140	Cable TV Franchise	58,796	55,000	57,566	57,000	Based on 5 Yr Average
	Total Licenses and Permits	\$ 61,826	\$ 58,000	\$ 60,066	\$ 60,000	
43500 Education Charges						
43517	Tuition-Other	\$ 263,856	\$ 249,397	\$ 249,397	\$ 249,047	ESP
43551	School Based Health Service	32,233	25,000	17,578	20,000	TN Care Billing
43583	TBI Criminal Background Fee	35	-	-	-	
	Total Education Charges	\$ 296,124	\$ 274,397	\$ 266,975	\$ 269,047	
44000 Other Local Revenues						
44100 Recurring Items						
44110	Investment Income	\$ 28,458	\$ 22,000	\$ 25,000	\$ 25,000	Interest from OPEB
44120	Lease/Rentals	12,204	57,204	57,204	24,000	Nextel Grant
44146	E-Rate Funding	1,422	-	-	-	Will amend when received
44170	Miscellaneous Refunds	83,253	47,399	42,000	24,000	Elem BB \$24,000/ (Co Annex Reimb 18-19)
44500 Non-Recurring Items						
44530	Sale of Equipment	\$ 655	\$ 4,800	\$ 7,200	\$ -	
44570	Contributions & Gifts	117,854	82,977	149,700	11,277	Campora \$11,277
	Total Other Local Revenues	\$ 253,846	\$ 214,380	\$ 281,104	\$ 84,277	
46000 State of Tennessee						
46100 General Government Grants						
46190	On-behalf Contributions for OPEB	\$ 168,143	\$ -	\$ -	\$ -	Post Employment Benefit Contributions (Reclassified in CAFR)
	Total General Government Grants	\$ 168,143	\$ -	\$ -	\$ -	
46500 Regular Education Funds						
46511	Basic Education Program	\$ 26,190,534	\$ 26,776,000	\$ 26,776,000	\$ 26,723,000	May's Estimate up \$45,000; \$241,000 required salary increase
46515	Early Childhood Education	1,019,684	904,639	904,639	904,639	State Pre-K
46590	Other State Educ Funds	374,099	514,028	514,028	354,909	CSH \$125,000; Equity \$55,000; Campora \$29,612; Lifeline \$60,000; TSW \$85,297
46610	Career Ladder Program	139,450	129,469	117,958	104,949	
	Total Regular Education Funds	\$ 27,723,767	\$ 28,324,136	\$ 28,312,625	\$ 28,087,497	
46800 Other State Revenue						
46851	State Revenue Sharing - TVA	50,000	50,000	50,000	50,000	
	Total Other State Revenue	\$ 50,000	\$ 50,000	\$ 50,000	\$ 50,000	
	Total State of Tennessee	\$ 27,941,910	\$ 28,374,136	\$ 28,362,625	\$ 28,137,497	

Franklin County, TN General Purpose School Fund # 141					FY 2020-2021 BUDGET	
Fund #141						
Account No.	Account Description	2018-2019 Actual	2019-2020 Amended	2019-2020 Estimated	2020-2021 Proposed	FURTHER EXPLANATION
47000	Federal Government					
47100	Federal through State					
47143	Special Education - Grants to States -- IDEA	\$ 118,562	\$ 56,786	\$ 56,786	\$ 50,000	
47590	Other Federal thru State	356,372	327,154	327,154	122,356	Established Coalition \$74,356; MRT \$48,000
47990	Other Direct Federal Revenue	114,990	177,106	177,106	-	DFC Grant
	Total Federal Through State	\$ 589,924	\$ 561,046	\$ 561,046	\$ 172,356	
	Total Estimated Revenues	\$ 44,983,728	\$ 45,315,250	\$ 45,705,306	\$ 44,929,386	
	Total Estimated Revenue & Other Sources	\$ 44,983,728	\$ 45,315,250	\$ 45,705,306	\$ 44,929,386	
70000	Instruction					
71100	Regular Instruction Program					
116	Teachers	\$ 13,107,695	\$ 13,321,884	\$ 13,078,033	\$ 13,137,384	266 FT Employees, Sat School, PR, Webmaster, Differential Pay
117	Career Ladder Program	69,210	67,600	61,071	52,000	
128	Homebound Teachers	109,225	100,000	98,000	100,000	1 P/T Retiree & Hourly as Needed
163	Educational Assistants - Aides	622,754	615,194	583,561	584,883	38 Employees
188	Bonus Payments	105,047	126,746	118,165	96,250	Payment of (\$62.70 @ 4 & \$64.58 @ 8) per month for difference of Health Ins Premium for employees covered prior to 06/30/14
195	Substitute Teachers (Certified)	128,064	120,000	114,917	136,000	\$85 per day & daily rate for Long Term Subs
198	Substitute Teachers (Non-Certified)	184,012	190,000	156,974	205,200	\$67.50 per day
	Total Salary Expense	\$ 14,326,007	\$ 14,541,424	\$ 14,210,721	\$ 14,311,717	
201	Social Security	821,141	841,569	824,804	832,326	6.2% of Gross Salary (less \$55,000)
204	Pensions	1,415,578	1,473,979	1,406,467	1,394,891	10.27% Certified / 12% Classified
207	Medical Insurance	2,393,765	2,425,160	2,368,476	2,406,179	3% projected increase 2021
210	Unemployment Compensation	4,371	35,000	30,000	35,000	Paid as Claimed
212	Employer Medicare	193,296	200,851	195,189	197,520	1.45% (less \$10,000)
217	Pensions - Hybrid Stabilization	-	47,500	47,446	50,000	Hybrid Retirement @ 2.03%
299	Other Fringe Benefits (Disability)	4,544	5,016	4,665	4,796	Support at .82% Salary
	Total Benefit Expense	\$ 4,832,695	\$ 5,029,075	\$ 4,877,047	\$ 4,920,712	
330	Operating Lease Payments	-	35,000	30,316	35,000	Schools are reimbursed 50% of copier lease exp
336	Maintenance & Repair Services - Equipment	25,628	-	-	-	Copier Moved to 330
356	Tuition	241,886	250,000	250,000	250,000	Payment to Tulsa City
399	Other Contracted Services	33,123	36,552	35,399	36,360	AP/Dual \$6,560; Movie License \$4,800; Court Ordered Facilities \$25,000
	Total Contract Expense	\$ 300,637	\$ 321,552	\$ 315,715	\$ 321,360	
429	Instructional Supplies & Materials	427,364	405,528	377,211	317,004	Elem Educ \$41,000; Tech \$74,800; Nextel \$1,204; Spec Ed \$41,000; Paper \$30,000; BEP Allocations \$111,800; STEM \$13,000; LEGO League \$4,000
430	Electronic Textbooks	248,738	68,332	68,332	68,332	
449	Textbooks	340,906	423,337	423,337	348,907	
471	Software	298,994	227,343	227,343	229,000	Instructional Software/License
499	Other Supplies & Materials	510	-	-	-	
	Total Supply Expense	\$ 1,316,512	\$ 1,124,540	\$ 1,096,223	\$ 963,243	
535	Fee Waiver Allocations	-	112,045	108,598	112,045	Previously in 429
599	Other Charges	11,479	27,491	25,420	2,300	STEM Weather Balloon \$300; Exam Fees \$2,000
	Total Other Expense	\$ 11,479	\$ 139,536	\$ 134,018	\$ 114,345	
722	Regular Instruction Equipment	380,671	434,344	421,225	421,225	Tech \$410,225; Nextel \$11,000
	Total Capital Expense	\$ 380,671	\$ 434,344	\$ 421,225	\$ 421,225	
	Total Regular Instruction Program	\$ 21,168,001	\$ 21,590,471	\$ 21,054,949	\$ 21,052,602	
71150	Alternative School Program					
116	Teachers	\$ 99,072	\$ 51,345	\$ 51,345	\$ 51,345	1 FT
117	Career Ladder Program	1,000	1,000	1,000	1,000	
163	Educational Assistants - Aides	2,714	-	-	-	
188	Bonus Payments	2,239	2,757	2,757	2,303	Payment of (\$62.70 @ 4 & \$64.58 @ 8) per month for difference of Health Ins Premium for employees covered prior to 06/30/14
189	Other Salaries & Wages @ Certified	88,596	68,118	68,118	68,118	1 Employee

Franklin County, TN					FY 2020-2021 BUDGET	
General Purpose School Fund # 141						
Fund #141						
Account No.	Account Description	2018-2019 Actual	2019-2020 Amended	2019-2020 Estimated	2020-2021 Proposed	FURTHER EXPLANATION
178	Other Salaries & Wages @ Support	-	21,046	21,046	21,046	1 Employee
195	Substitute Teachers (certified)	-	-	-	340	\$85 per day & daily rate for Long Term Subs
198	Substitute Teachers (non-certified)	345	1,162	1,162	877	\$67.50 per day
	Total Salary Expense	\$ 193,966	\$ 145,428	\$ 145,428	\$ 145,028	
201	Social Security	11,139	8,473	8,473	8,442	6.2% of Gross Salary (less \$750)
204	Pensions	21,094	15,632	15,631	15,134	10.27% Certified / 12% Classified
207	Medical Insurance	38,882	29,123	29,117	29,700	3% projected increase 2021
212	Employer Medicare	2,605	1,974	1,966	2,103	1.45% of Gross Salary
299	Other Fringe Benefits (Disability)	193	173	173	173	Support at .82% Salary
	Total Benefit Expense	\$ 73,913	\$ 55,375	\$ 55,360	\$ 55,552	
330	Operating Lease Payments (Copier)	-	1,000	850	1,000	Copier Lease
336	Maintenance & Repair - Office Equipment	805	-	-	-	Copier moved to 330
	Total Contract Expense	\$ 805	\$ 1,000	\$ 850	\$ 1,000	
429	Instructional Supplies & Materials	-	400	383	400	BEP Allocated
499	Other Supplies & Materials	591	300	295	300	Alternative School Supplies
	Total Supply Expense	\$ 591	\$ 700	\$ 678	\$ 700	
599	Other Charges	32	-	-	-	
	Total Other Expense	\$ 32	\$ -	\$ -	\$ -	
	Total Alternative School Program	\$ 269,307	\$ 202,503	\$ 202,316	\$ 202,280	
71200	Special Education Program					
116	Teachers	\$ 1,669,672	\$ 1,784,612	\$ 1,755,533	\$ 1,604,034	32 F/T Employees
117	Career Ladder Program	13,000	13,000	12,000	11,000	
128	Homebound Teachers	35,299	32,000	22,037	32,000	Hourly as Needed
163	Educational Assistants - Aides	233,889	230,715	230,494	254,970	18 Employees
171	Speech Pathologist	445,200	451,111	451,111	514,593	10.7 Employees
188	Bonus Payments	18,288	39,939	38,686	18,553	Payment of (\$62.70 @ 4 & \$64.58 @ 8) per month for difference of Health Ins Premium for employees covered prior to 06/30/14
195	Substitute Teachers (certified)	5,062	13,575	12,230	8,500	\$85 per day & daily rate for Long Term Subs
198	Substitute Teachers (non-certified)	37,038	38,000	23,948	35,000	\$67.50 per day
	Total Salary Expense	\$ 2,457,448	\$ 2,602,952	\$ 2,546,039	\$ 2,478,650	
201	Social Security	141,446	153,319	147,920	145,676	6.2% of Gross Salary (less \$8,000)
204	Pensions	248,965	266,104	260,554	248,501	10.27% Certified / 12% Classified
207	Medical Insurance	419,844	442,785	439,904	465,873	3% projected increase 2021
210	Unemployment Compensation	9,253	10,000	4,000	10,000	As Needed
212	Employer Medicare	33,221	35,726	35,382	34,440	1.45% of Gross Salary
217	Pensions - Hybrid Stabilization	-	8,500	5,854	6,000	Hybrid Retirement @ 2.03%
299	Other Fringe Benefits (Disability)	1,753	1,859	1,700	2,091	Support at 82% Salary
	Total Benefit Expense	\$ 854,482	\$ 918,293	\$ 895,314	\$ 912,581	
312	Contracts with Private Agencies	57,000	64,900	64,000	67,100	King's Daughter School
330	Operating Lease Payments (Copiers)	-	52	-	-	Copiers for Spec Ed Teachers
399	Other Contracted Services	99,218	46,912	45,000	45,076	Vision \$46,912
	Total Contract Expense	\$ 156,218	\$ 111,864	\$ 109,000	\$ 112,176	
429	Instructional Supplies & Materials	29,722	26,314	26,305	24,000	SRA (Reading RTI) iSpire, Skills Streaming, SLP intervention
	Total Supply Expense	\$ 29,722	\$ 26,314	\$ 26,305	\$ 24,000	
725	Special Education Equipment	118,557	8,286	3,339	1,500	
	Total Capital Expense	\$ 118,557	\$ 8,286	\$ 3,339	\$ 1,500	
	Total Special Education Program	\$ 3,616,427	\$ 3,667,709	\$ 3,579,997	\$ 3,528,907	
71300	Vocational Education Program					
116	Teachers	\$ 914,467	\$ 945,866	\$ 945,811	\$ 999,745	21.6 Employees
117	Career Ladder Program	1,667	-	-	-	
188	Bonus Payments	6,802	7,259	7,245	7,541	Payment of (\$62.70 @ 4 & \$64.58 @ 8) per month for difference of Health Ins Premium for employees covered prior to 06/30/14
195	Substitute Teachers (certified)	2,475	1,000	300	2,267	\$85 per day & daily rate for Long Term Subs
198	Substitute Teachers (non-certified)	15,544	14,220	9,937	19,440	\$67.50 per day
	Total Salary Expense	\$ 940,955	\$ 968,345	\$ 963,293	\$ 1,028,993	
201	Social Security	54,169	54,522	53,788	55,798	6.2% of Gross Salary (less \$4,500)
204	Pensions	87,521	92,069	90,125	98,448	10.27% Certified / 12% Classified
207	Medical Insurance	170,230	156,148	156,013	150,050	3% projected increase 2021

Franklin County, TN General Purpose School Fund # 141					FY 2020-2021 BUDGET	
Fund #141						
Account No.	Account Description	2018-2019 Actual	2019-2020 Amended	2019-2020 Estimated	2020-2021 Proposed	FURTHER EXPLANATION
212	Employer Medicare	12,726	12,804	12,932	12,920	1.45% of Gross Salary
217	Pensions - Hybrid Stabilization	-	5,630	4,199	5,000	Hybrid Retirement @ 2.03%
	Total Benefit Expense	\$ 324,646	\$ 321,173	\$ 317,037	\$ 322,216	
399	Other Contracted Services	700	-	-	3,100	Industry Certifications
	Total Contract Expense	\$ 700	\$ -	\$ -	\$ 3,100	
429	Instructional Supplies & Materials	8,419	16,662	16,673	17,000	Voc Teacher Request
499	Other Supplies & Materials	3,462	4,840	4,840	6,000	License for industry certifications/recruitment materials & marketing
	Total Supply Expense	\$ 11,881	\$ 21,502	\$ 21,513	\$ 23,000	
599	Other Charges	1,557	2,340	2,340	2,500	Business Expo & Manufacturing Roundtable
	Total Other Expense	\$ 1,557	\$ 2,340	\$ 2,340	\$ 2,500	
730	Career Technical Instruction Equipment	254	41,658	37,201	36,900	CTE Equipment for Aviation, Welding, STEM)
	Total Capital Expense	\$ 254	\$ 41,658	\$ 37,201	\$ 36,900	
	Total Vocational Education Program	\$ 1,279,993	\$ 1,355,018	\$ 1,341,384	\$ 1,416,709	
71400 Student Body Education Program						
189	Other Salaries & Wages	\$ 312,460	\$ 323,315	\$ 320,398	\$ 372,400	Elem BB Workers \$9500; Athletic Directors & Coaches Supplements \$323,055
	Total Salary Expense	\$ 312,460	\$ 323,315	\$ 320,398	\$ 372,400	
201	Social Security	16,912	18,538	16,765	23,089	6.2% of Gross Salary
204	Pensions	22,263	30,282	21,001	34,045	10.27% Certified / 12% Classified
212	Employer Medicare	4,382	4,688	4,501	5,400	1.45% of Gross Salary
217	Pensions - Hybrid Stabilization	-	1,500	863	1,200	Hybrid Retirement @ 2.03%
	Total Benefit Expense	\$ 43,557	\$ 55,008	\$ 43,130	\$ 63,734	
399	Other Contracted Services	76,176	76,000	71,450	76,000	Athletic Trainers \$41,500 and Drug Testing \$15,500; Elem BB officials \$9,000
	Total Contract Expense	\$ 76,176	\$ 76,000	\$ 71,450	\$ 76,000	
499	Other Supplies & Materials	4,841	6,000	2,674	6,000	\$5,500 Athletic Needs; Elem BB \$500
	Total Supply Expense	\$ 4,841	\$ 6,000	\$ 2,674	\$ 6,000	
599	Other Charges	16,030	16,500	11,366	16,500	Field Maint \$13,000; Misc \$8,000; Elem BB Profit Division \$3,073
	Total Other Expense	\$ 16,030	\$ 16,500	\$ 11,366	\$ 16,500	
790	Other Equipment	14,000	-	-	-	
	Total Capital Expense	\$ 14,000	\$ -	\$ -	\$ -	
	Total Student Body Education Program	\$ 467,064	\$ 476,823	\$ 449,018	\$ 534,634	
	Total Instruction	\$ 26,800,792	\$ 27,292,524	\$ 26,627,664	\$ 26,735,133	
72000 Support Service						
72110 Attendance						
162	Clerical Personnel	\$ 81,442	\$ 81,192	\$ 81,192	\$ 81,192	4 Attendance Assistants
188	Bonus Payments	745	3,253	3,252	764	Payment of (\$62.70 @ 4 & \$64.58 @ 8) per month for difference of Health Ins Premium for employees covered prior to 06/30/14
189	Other Salaries & Wages	51,418	51,814	51,813	51,608	1 Employee
	Total Salary Expense	\$ 133,605	\$ 136,259	\$ 136,257	\$ 133,564	
201	Social Security	7,958	8,422	8,191	8,281	6.2% of Gross Salary
204	Pensions	18,705	16,351	16,351	16,028	10.27% Certified / 12% Classified
207	Medical Insurance	26,857	31,287	31,273	34,125	3% projected increase 2021
212	Employer Medicare	1,861	1,975	1,882	1,937	1.45% of Gross Salary
299	Other Fringe Benefits (Disability)	1,124	1,097	1,087	1,095	Support at .82% Salary
	Total Benefit Expense	\$ 56,505	\$ 59,132	\$ 58,784	\$ 61,466	
355	Travel	379	250	-	250	
	Total Contract Expense	\$ 379	\$ 250	\$ -	\$ 250	
471	Software	35,149	35,149	29,362	30,000	Skyward
499	Other Supplies & Materials	216	500	200	500	
	Total Supply Expense	\$ 35,365	\$ 35,649	\$ 29,562	\$ 30,500	
524	In-Service Staff Development	1,023	1,200	607	1,200	
	Total Other Expense	\$ 1,023	\$ 1,200	\$ 607	\$ 1,200	
	Total Attendance	\$ 226,877	\$ 232,490	\$ 225,210	\$ 226,980	

Franklin County, TN General Purpose School Fund # 141					FY 2020-2021 BUDGET	
Fund #141						
Account No.	Account Description	2018-2019 Actual	2019-2020 Amended	2019-2020 Estimated	2020-2021 Proposed	FURTHER EXPLANATION
72120	Health Services					
105	Supervisor/Director	\$ 73,993	\$ 74,745	\$ 74,746	\$ 74,745	1 - CSH Supervisor
131	Medical Personnel	297,232	313,584	309,634	320,313	11 School Nurses
188	Bonus Payments		5,000	5,000	-	Payment of (\$61.20 @ 4 & \$63.04 @ 8) per month for difference of Health Ins Premium for employees covered prior to 06/30/14
198	Substitute Teachers (non-certified)	6,172	7,000	4,993	7,380	\$85 per day or \$10.00 per hr for nurses
	Total Salary Expense	\$ 377,397	\$ 400,329	\$ 394,373	\$ 402,438	
201	Social Security	22,231	23,820	23,156	23,751	6.2% of Gross Salary (Minus \$1,200)
204	Pensions	44,850	44,783	43,960	44,364	10.27% Certified / 12% Classified
207	Medical Insurance	67,892	67,717	62,637	68,937	3% projected increase 2021
212	Employer Medicare	5,199	5,804	5,415	5,835	1.45% of Gross Salary
217	Pensions - Hybrid Stabilization	-	1,500	1,498	1,750	Hybrid Retirement @ 2.03%
299	Other Fringe Benefits (Disability)	2,180	2,571	2,405	2,627	Support at .82% Salary
	Total Benefit Expense	\$ 142,352	\$ 146,195	\$ 139,071	\$ 147,264	
355	Travel	38	150	42	150	\$150 Nurses Travel
399	Other Contracted Services	-	2,000	2,000	6,000	CSH \$6,000
	Total Contract Expense	\$ 38	\$ 2,150	\$ 2,042	\$ 6,150	
499	Other Supplies & Materials	23,041	20,816	20,816	16,816	Supplies for nurses \$1,600 / CSH \$15,216
	Total Supply Expense	\$ 23,041	\$ 20,816	\$ 20,816	\$ 16,816	
524	In-Service Staff Development	10,567	8,700	7,976	8,600	CPR & Nurses training \$200; CSH \$8,500
599	Other Charges	-	11,500	11,063	-	CSH
	Total Other Expense	\$ 10,567	\$ 20,200	\$ 19,039	\$ 8,600	
	Total Health Services	\$ 553,395	\$ 589,690	\$ 575,341	\$ 581,268	
72130	Other Student Support					
117	Career Ladder Program	\$ 6,000	\$ 6,000	\$ 6,000	\$ 5,000	6 Employees
123	Guidance Personnel	768,962	779,483	773,008	761,892	14 Employees
130	Social Worker	56,763	56,763	56,763	58,637	1 Employee
161	Secretary(ies)	71,966	74,421	74,365	74,251	3 employees
188	Bonus Payments	7,733	9,797	9,796	8,132	Payment of (\$62.70 @ 4 & \$64.58 @ 8) per month for difference of Health Ins Premium for employees covered prior to 06/30/14
189	Other Salaries & Wages (Safety Coordinator)	40,449	40,800	40,800	40,382	0.5 Safety Director
195	Substitute Teachers (Certified)	75	225	-	240	\$85 per day & daily rate for Long Term Subs
198	Substitute Teachers (Non-Certified)	531	600	375	675	\$67.50 per day
	Total Salary Expense	\$ 952,479	\$ 968,089	\$ 961,107	\$ 949,209	
201	Social Security	55,118	56,272	55,713	54,951	6.2% of Gross Salary (less \$3,750)
204	Pensions	97,678	99,631	99,203	96,689	10.6% Certified / 12% Classified
207	Medical Insurance	149,475	150,208	150,208	154,000	3% projected increase 2021
212	Employer Medicare	12,890	13,237	13,030	12,964	1.45% of Gross Salary
217	Pensions - Hybrid Stabilization	-	3,595	2,680	3,000	Hybrid Retirement @ 2.03%
299	Other Fringe Benefits (Disability)	1,075	1,068	1,073	1,090	Support at .82 % Salary
	Total Benefit Expense	\$ 316,236	\$ 324,011	\$ 321,907	\$ 322,694	
309	Contracts with Government Agencies	53,540	53,540	53,540	37,000	SRO (Original \$20,000 plus \$7,000 for cell phones; \$10,000 Training
322	Evaluation & Testing	13,528	20,551	20,551	20,551	ACT Testing
355	Travel	1,434	1,500	528	2,000	Safety & Facilities \$500; Social Workers \$1,500
399	Other Contracted Services	1,910	18,811	18,811	324	Solo Protect \$324
	Total Contract Expense	\$ 70,412	\$ 94,402	\$ 93,430	\$ 59,875	
499	Other Supplies & Materials	27,365	11,608	10,356	1,250	Safety & Facility \$1,000; Social Worker \$250
	Total Supply Expense	\$ 27,365	\$ 11,606	\$ 10,356	\$ 1,250	
524	In-Service Staff Development	11,711	876	777	2,376	Safety & Facilities \$1,500; Social Workers \$876
524	In-Service Staff Development - SRO	-	10,000	10,000	-	SRO Training (moved to 309)
599	Other Charges	7,880	11,275	11,275	14,000	Safety & Facilities \$14,000
	Total Other Expense	\$ 19,591	\$ 22,151	\$ 22,052	\$ 16,376	
790	Other Equipment	91,121	90,766	20,291	-	P/Y Safety Grant
	Total Capital Expense	\$ 91,121	\$ 90,766	\$ 20,291	\$ -	
	Total Other Student Support	\$ 1,477,204	\$ 1,511,026	\$ 1,429,143	\$ 1,349,403	

Franklin County, TN General Purpose School Fund # 141					FY 2020-2021 BUDGET	
Fund #141						
Account No.	Account Description	2018-2019 Actual	2019-2020 Amended	2019-2020 Estimated	2020-2021 Proposed	FURTHER EXPLANATION
72210 Regular Instruction Program						
105	Supervisor/Director	\$ 145,580	\$ 159,194	\$ 151,682	\$ 159,194	1 FT & 2 PT Employees
117	Career Ladder Program	8,443	9,000	8,000	8,000	
129	Librarians	581,006	592,173	590,075	588,013	11 F/T Employees
162	Clerical Personnel	40,851	41,166	41,165	40,987	1 Employee
163	Educational Assistants (Library)	14,688	15,432	15,432	17,350	1 Employee
188	Bonus Payments	9,134	10,574	10,197	9,754	Payment of (\$62.70 @ 4 & \$64.58 @ 8) per month for difference of Health Ins Premium for employees covered prior to 06/30/14
189	Other Salaries & Wages @ Certified	86,810	152,580	145,103	147,609	1 FT STREAM employee, 1 FT Curriculum Specialist; PT Public Relations
189	Other Salaries & Wages @ Support (Attendance Interventionist & PR/Grant Writer Support)	-	50,760	37,087	50,760	1 F/T & 1 P/T Employees
189	Other Salaries & Wages (Summer School)	29,065	31,240	30,000	31,240	Summer School
195	Substitute Teachers (Certified)	1,125	600	225	960	\$85 per day & daily rate for Long Term Subs
198	Substitute Teachers (Non-Certified)	2,750	3,800	3,800	3,780	\$67.50 per day
	Total Salary Expense	\$ 919,452	\$ 1,066,519	\$ 1,032,766	\$ 1,057,647	
201	Social Security	53,007	62,870	57,589	61,574	6.2% of Gross Salary of Gross Salary
204	Pensions	96,276	113,238	112,547	110,021	10.27% Certified / 12% Classified
207	Medical Insurance	117,111	137,775	131,547	132,937	3% projected increase 2021
212	Employer Medicare	12,614	15,080	14,738	15,336	1.45% of Gross Salary
299	Other Fringe Benefits (Disability)	483	880	462	895	Support at 0.82% Salary
	Total Benefit Expense	\$ 279,491	\$ 329,843	\$ 316,883	\$ 320,763	
320	Dues & Memberships	1,538	3,400	1,693	3,400	ASD; LRP; ACTE & Nat Student Clearinghouse
355	Travel	8,233	9,900	8,467	9,900	Secretaries travel \$2,500; PR/Grant Writer 1200; Elem Ed \$4,200 to include PreK & ELL, STEM \$300
399	Other Contracted Services	120	100	-	10,100	Pd Services: FCAT \$10,000
	Total Contract Expense	\$ 9,891	\$ 13,400	\$ 10,160	\$ 23,400	
499	Other Supplies & Materials	3,269	2,370	869	3,700	CI's \$1,000; Textbooks \$3,000
	Total Supply Expense	\$ 3,269	\$ 2,370	\$ 869	\$ 3,700	
524	In-Service Staff Development	35,989	51,800	45,171	51,650	In-service training for all grade levels and supervisors, PreK; STEM \$1,400; CI's & Study Council \$7,000; FCAT \$10,000
599	Other Charges	7,583	23,325	20,825	1,325	Para Pro Testing \$825; Lego League \$2,000; STEM \$300
	Total Other Expense	\$ 43,572	\$ 75,125	\$ 65,996	\$ 52,975	
790	Other Equipment	2,318	-	-	-	
	Total Capital Expense	\$ 2,318	\$ -	\$ -	\$ -	
	Total Regular Instruction Program	\$ 1,257,993	\$ 1,487,257	\$ 1,426,674	\$ 1,458,485	
72220 Special Education Program						
105	Supervisor/Director	\$ 92,533	\$ 93,345	\$ 93,345	\$ 93,345	1 Employee
124	Psychological Personnel	46,622	47,826	47,826	48,304	1 Employee
131	Medical Personnel	-	128,432	124,924	128,434	2 OT/PT Therapist; 1 SpEd Nurse; Plus \$10,000 for O/T riding bus
161	Secretary(les)	18,304	18,436	18,436	19,811	0.5 employees
188	Bonus Payments	1,760	4,025	3,752	764	Payment of (\$62.70 @ 4 & \$64.58 @ 8) per month for difference of Health Ins Premium for employees covered prior to 06/30/14
189	Other Salaries & Wages @ Certified	236,933	838	596	50,261	1 Psychological Examiner
189	Other Salaries & Wages @ Certified Summer School	18,253	31,000	30,000	31,000	Summer School
	Total Salary Expense	\$ 414,405	\$ 323,902	\$ 318,879	\$ 371,919	
201	Social Security	24,449	19,370	18,996	22,182	6.2% of Gross Salary of Gross Salary
204	Pensions	46,505	33,693	32,883	39,011	10.27% Certified / 12% Classified
207	Medical Insurance	55,156	39,462	38,947	39,625	3% projected increase 2021
212	Employer Medicare	5,718	4,607	4,443	5,210	1.45% of Gross Salary
217	Pensions - Hybrid Stabilization	-	2,000	1,544	1,750	Hybrid Retirement @ 2.03%
299	Other Fringe Benefits (Disability)	958	1,204	1,119	1,216	Support at 0.82% Salary
	Total Benefit Expense	\$ 132,786	\$ 100,336	\$ 97,932	\$ 108,994	
320	Dues & Memberships	1,091	1,130	1,100	1,130	ASHA, CPI, CEC Membership Dues
336	Maintenance & Repair Services - Equipment	720	2,000	805	2,000	Audiometers & Apple Repairs
355	Travel	8,091	15,000	7,500	12,000	Includes homebound
399	Other Contracted Services	2,656	114,000	100,000	84,000	Steller \$10,000; Assessment Contracting \$36,000; PT Evals \$4,600; OT Evals \$10,400; Mobility Orientation \$23,000

Franklin County, TN					FY 2020-2021 BUDGET	
General Purpose School Fund # 141						
Fund #141						
Account No.	Account Description	2018-2019 Actual	2019-2020 Amended	2019-2020 Estimated	2020-2021 Proposed	FURTHER EXPLANATION
	Total Contract Expense	\$ 12,558	\$ 132,130	\$ 109,405	\$ 99,130	
499	Other Supplies & Materials	2,032	11,840	11,649	8,000	Supplies for Medically Fragile Students
	Total Supply Expense	\$ 2,032	\$ 11,840	\$ 11,649	\$ 8,000	
524	In-Service Staff Development	18,356	14,000	11,792	14,000	Sp Ed Employees Training
599	Other Charges	11,590	6,782	120	5,000	Certification Reimbursement
	Total Other Expense	\$ 29,946	\$ 20,782	\$ 11,912	\$ 19,000	
790	Other Equipment	-	70,600	70,000	-	Equipment for MS SPED classroom
	Total Capital Expense	\$ -	\$ 70,600	\$ 70,000	\$ -	
	Total Special Education Program	\$ 591,727	\$ 659,590	\$ 619,777	\$ 607,042	
72230	Vocational Education Program					
161	Secretary(ies)	\$ 40,851	\$ 41,166	\$ 41,166	\$ 40,987	1 Employee
188	Bonus Payments	745	1,253	1,252	764	Payment of (\$62.70 @ 4 & \$64.58 @ 8) per month for difference of Health Ins Premium for employees covered prior to 06/30/14
189	Other Salaries & Wages (Bus Driver)		478	260	2,950	
	Total Salary Expense	\$ 41,596	\$ 42,897	\$ 42,678	\$ 44,701	
201	Social Security	2,486	2,636	2,536	2,771	6.2% of Gross Salary of Gross Salary
204	Pensions	5,824	5,099	5,064	5,010	10.27% Certified / 12% Classified
207	Medical Insurance	6,704	6,772	6,772	6,875	3% projected increase 2021
212	Employer Medicare	581	623	597	648	1.45% of Gross Salary
299	Other Fringe Benefits	349	344	335	342	Support at 0.82% Salary
	Total Benefit Expense	\$ 15,944	\$ 15,474	\$ 15,304	\$ 15,647	
330	Operating Lease Payments (Copiers)	-	1,000	-	1,000	Copier Lease
355	Travel	5,883	4,803	2,934	1,500	Fuel/Bus Drivers for tours to FCHS
399	Other Contracted Services	2,416	1,700	1,700	5,000	Student Nurses Drug/Skin Testing & Nissan drug testing
	Total Contract Expense	\$ 8,299	\$ 7,503	\$ 4,634	\$ 7,500	
499	Other Supplies & Materials	-	3,093	-	100	
	Total Supply Expense	\$ -	\$ 3,093	\$ -	\$ 100	
524	In-Service Staff Development	3,813	5,000	4,500	5,000	TCAT visits, Welding PD, LEAD & WBL
599	Other Charges	3,040	500	-	500	CTE Marketing Materials
	Total Other Expense	\$ 6,853	\$ 5,500	\$ 4,500	\$ 5,500	
	Total Vocational Education	\$ 72,692	\$ 74,467	\$ 67,116	\$ 73,448	
72250	Technology Department					
105	Supervisor/Director	\$ 77,090	\$ 79,340	\$ 79,340	\$ 80,264	1 Employee
162	Clerical Personnel	28,723	28,712	28,709	30,080	1 Employee
188	Bonus Payment	3,518	7,054	7,054	3,608	Payment of (\$62.70 @ 4 & \$64.58 @ 8) per month for difference of Health Ins Premium for employees covered prior to 06/30/14
189	Other Salaries & Wages	272,105	284,574	284,204	283,488	7 Tech Employees
	Total Salary Expense	\$ 381,436	\$ 399,680	\$ 399,307	\$ 397,440	
201	Social Security	21,623	23,216	22,588	22,829	6.2% of Gross Salary of Gross Salary
204	Pensions	50,646	46,837	46,837	46,304	10.6% Certified / 12% Classified
207	Medical Insurance	60,774	62,027	57,499	57,220	3% projected increase 2021
212	Employer Medicare	5,057	5,781	5,283	5,763	1.45% of Gross Salary
299	Other Fringe Benefits (Disability)	2,617	2,590	2,473	2,601	Support at 0.82% Salary
	Total Benefit Expense	\$ 140,717	\$ 140,451	\$ 134,680	\$ 134,717	
320	Dues & Memberships	155	300	180	300	TETA, ISTE
330	Operating Lease Payments (Copiers)	-	1,500	1,553	1,500	Copier Lease
336	Maintenance & Repair - Equipment	1,227	-	-	-	Copier moved to 330
350	Internet Connectivity	76,939	98,040	98,040	98,040	
355	Travel	3,550	5,000	2,947	5,000	
399	Other Contracted Services	178,109	161,440	157,642	161,440	E-rate consulting, Dex Printing, District Landline Phones, Networking, Backup Recovery, Fiber Installs & Upgrades, Security Support
	Total Contract Expense	\$ 259,980	\$ 266,280	\$ 260,362	\$ 266,280	
470	Cabling	12,607	17,000	8,467	25,000	
471	Software	17,204	33,414	32,883	23,757	School InSites, Websites & Planbook
499	Other Supplies & Materials	65,482	42,500	40,000	42,500	Tech Supplies
	Total Supply Expense	\$ 95,293	\$ 92,914	\$ 81,350	\$ 91,257	

Franklin County, TN					FY 2020-2021 BUDGET	
General Purpose School Fund # 141						
Fund #141						
Account No.	Account Description	2018-2019 Actual	2019-2020 Amended	2019-2020 Estimated	2020-2021 Proposed	FURTHER EXPLANATION
524	In-Service Staff Development	16,140	15,000	7,834	15,000	Technology Personnel Training
599	Other Charges	1,456	1,500	-	1,500	
	Total Other Expense	\$ 17,596	\$ 16,500	\$ 7,834	\$ 16,500	
790	Other Equipment	118,467	114,500	113,046	114,500	
	Total Capital Expense	\$ 118,467	\$ 114,500	\$ 113,046	\$ 114,500	
	Total Technology Department	1,013,489	1,030,325	996,579	1,020,694	
72290	Other Programs					
215	On-behalf Payments to OPEB	\$ 168,143	\$ -	\$ -	\$ -	Reclassified in CAFR from 72320-215)
	Total Other Programs	\$ 168,143	\$ -	\$ -	\$ -	
72310	Board of Education					
118	Secretary to the Board	\$ 800	\$ 750	\$ 600	\$ 750	Overtime rate for BOE Secretary
191	Board & Committee Members	30,875	30,850	30,550	31,200	8 Elected Positions @ \$325 per month
	Total Salary Expense	\$ 31,675	\$ 31,600	\$ 31,150	\$ 31,950	
201	Social Security	1,017	1,222	1,204	1,481	6.2% of Gross Salary of Gross Salary
204	Pensions	112	90	66	90	10.27% Certified / 12% Classified
212	Employer Medicare	459	463	452	463	1.45% of Gross Salary
299	Other Fringe Benefits	108,055	112,080	102,325	99,000	Post Retirement Insurance Payments
	Total Benefit Expense	\$ 109,643	\$ 113,855	\$ 104,047	\$ 101,034	
305	Audit Services	19,275	19,495	19,495	19,500	School's Activity Funds & Cafeteria Plate Counts
320	Dues & Memberships	11,799	15,000	11,430	15,000	Tn School Systems for Equity, LRP Publications, National Student Clearinghouse, ASCD, ACTE, International Literacy, Education Week subscription, Assoc Middle Level Educ, Learning Forward, Advance Ed
331	Legal Services	23,341	21,000	7,500	15,000	Advertising \$1,000; Attorney's Fees \$14,000
399	Other Contracted Services	7,785	15,300	11,550	12,300	Hepatitis B Vaccines, Post Accident Drug Testing, TSBA
	Total Contract Expense	\$ 62,200	\$ 70,795	\$ 49,975	\$ 61,800	
499	Other Supplies & Materials	2,700	3,000	2,794	3,000	Board Docs \$2,700
	Total Supply Expense	\$ 2,700	\$ 3,000	\$ 2,794	\$ 3,000	
506	Liability Insurance	180,326	178,708	178,708	179,000	
510	Trustee's Commission	330,806	340,000	335,000	345,000	
513	Workman's Compensation Insurance	382,941	385,143	385,143	408,000	
524	In-Service Staff Development	4,024	12,700	10,992	12,500	
533	Criminal Investigation of Applicants - TBI	12,444	15,000	8,946	12,000	Fingerprinting new employees & Volunteers
599	Other Charges	2,548	3,750	3,300	3,750	Chamber, advertising, misc charges; MVR Reports \$3,000
	Total Other Expense	\$ 913,089	\$ 935,301	\$ 922,089	\$ 960,250	
	Total Board of Education	\$ 1,119,307	\$ 1,154,551	\$ 1,110,055	\$ 1,158,034	
72320	Director of Schools					
101	County Official/Administrative Officer	\$ 110,539	\$ 112,750	\$ 112,750	\$ 112,750	1 Employee
117	Career Ladder Program - CEO Supplement	1,000	1,000	1,000	1,000	1 Employee
161	Secretary(ies)	18,304	18,436	18,436	19,811	0.5 employee
162	Clerical Personnel	29,469	30,625	30,405	28,814	1 employee plus Sub
188	Bonus Payments	1,488	2,505	2,505	1,528	Payment of (\$62.70 @ 4 & \$64.58 @ 8) per month for difference of Health Ins Premium for employees covered prior to 06/30/14
	Total Salary Expense	\$ 160,800	\$ 165,316	\$ 165,096	\$ 163,903	
201	Social Security	9,372	9,718	9,653	9,579	6.2% of Gross Salary of Gross Salary
204	Pensions	18,276	18,044	18,041	17,700	10.27% Certified / 12% Classified
207	Medical Insurance	16,573	16,762	16,762	17,020	3% projected increase 2021
212	Employer Medicare	2,219	2,289	2,280	2,377	1.45% of Gross Salary
215	On Behalf Contributions for OPEB	-	210,000	210,000	210,000	Required ARC pymt into Reserve for OPEB (Reclassified in CAFR to 141-72290-215)
299	Other Fringe Benefits (Disability)	409	398	385	399	Support at 0.82% Salary
	Total Benefit Expense	\$ 46,849	\$ 257,211	\$ 257,121	\$ 257,075	
307	Communication	30,590	34,772	26,750	35,000	All phone lines including cell; School Messenger included 20-21; \$19,020 (every other year)
320	Dues & Memberships	3,508	4,015	4,015	4,245	

Franklin County, TN General Purpose School Fund # 141					FY 2020-2021 BUDGET	
Fund #141						
Account No.	Account Description	2018-2019 Actual	2019-2020 Amended	2019-2020 Estimated	2020-2021 Proposed	FURTHER EXPLANATION
330	Operating Lease Payments (Copiers)	-	14,000	11,000	11,500	Copier Leases
336	Maintenance & Repair Services - Equipment	10,093	-	-	-	Copier Exp moved to 330
348	Postal Charges	977	1,800	1,250	1,200	Stamps & Postal Charges
355	Travel	917	1,500	1,400	1,500	Director of Schools
399	Other Contracted Services	18,975	-	-	20,000	School Messenger Every 2 yrs (pd thru 2019-20)
	Total Contract Expense	\$ 65,060	\$ 56,087	\$ 44,415	\$ 73,445	
435	Office Supplies	4,362	7,000	5,000	6,500	Letterhead/Envelopes/CO office supplies
499	Other Supplies & Materials	1,050	815	814	2,500	
	Total Supply Expense	\$ 5,412	\$ 7,815	\$ 5,814	\$ 9,000	
524	In-Service Staff Development	7,697	9,945	7,129	10,000	Director of Schools
599	Other Charges	11,626	5,585	4,271	5,300	Bid Expenses, Gov Deals fees, Misc needs
	Total Other Expense	\$ 19,323	\$ 15,530	\$ 11,400	\$ 15,300	
	Total Director of Schools	\$ 297,444	\$ 501,959	\$ 483,846	\$ 518,723	
72410	Office of the Principal					
104	Principal(s)	\$ 858,660	\$ 871,604	\$ 864,772	\$ 870,051	11 Employees
117	Career Ladder Program	11,000	11,000	11,000	11,000	9 Employees
119	Bookkeepers/Accountants	-	271,823	271,656	272,083	11 Employees (Previously in 161)
139	Assistant Principals	513,374	530,788	494,804	529,780	8 Employee
161	Secretary(ies)	395,358	124,987	124,987	124,987	6 Employees
188	Bonus Payments	11,933	22,415	22,415	12,264	Payment of (\$62.70 @ 4 & \$64.58 @ 8) per month for difference of Health Ins Premium for employees covered prior to 06/30/14
189	Other Salaries and Wages	53,028	55,164	54,623	55,164	3 Employees
195	Substitute Teacher (certified)	150	300	-	320	\$85 per day & daily rate for Long Term Subs
198	Substitute Teacher (non-certified)	562	500	450	540	\$67.50 per day
	Total Salary Expense	\$ 1,844,065	\$ 1,888,581	\$ 1,844,707	\$ 1,876,189	
201	Social Security	107,084	109,443	108,576	110,388	6.2% of Gross Salary (less \$7,250)
204	Pensions	202,559	202,460	201,864	197,920	10.27% Certified / 12% Classified
207	Medical Insurance	281,959	280,861	277,456	275,260	3% projected increase 2021
212	Employer Medicare	25,010	25,879	25,393	25,878	1.45% of Gross Salary
217	Pensions - Hybrid Stabilization	-	4,500	2,375	2,500	Hybrid Retirement @ 2.03%
299	Other Fringe Benefits (Disability)	3,729	3,706	3,702	3,708	Support at 0.82% Salary
	Total Benefit Expense	\$ 620,341	\$ 626,849	\$ 619,366	\$ 615,654	
320	Dues & Memberships	1,200	-	-	-	
	Total Contract Expense	\$ 1,200	\$ -	\$ -	\$ -	
599	Other Charges	1,950	-	-	-	
	Total Other Expense	\$ 1,950	\$ -	\$ -	\$ -	
	Total Office of the Principal	\$ 2,467,556	\$ 2,515,430	\$ 2,464,073	\$ 2,491,843	
72510	Fiscal Services					
317	Data Processing Services	\$ 11,561	\$ 11,561	\$ 11,561	\$ 11,561	County-wide Software Agreement
	Total Fiscal Services	\$ 11,561	\$ 11,561	\$ 11,561	\$ 11,561	
72520	Human Services/Personnel					
105	Supervisor/Director/Director	\$ 90,583	\$ 91,351	\$ 91,351	\$ 91,351	1 F/T Employee
162	Clerical Personnel	85,197	85,852	85,852	85,475	2 Employees
188	Bonus Payments	2,233	3,320	3,320	2,291	Payment of (\$62.70 @ 4 & \$64.58 @ 8) per month for difference of Health Ins Premium for employees covered prior to 06/30/14
	Total Salary Expense	\$ 178,013	\$ 180,523	\$ 180,523	\$ 179,117	
201	Social Security	10,877	11,065	11,035	11,105	6.2% of Gross Salary of Gross Salary
204	Pensions	21,689	20,396	20,393	19,914	10.27% Certified / 12% Classified
207	Medical Insurance	20,099	20,315	20,315	20,620	3% projected increase 2021
212	Employer Medicare	2,544	2,609	2,581	2,597	1.45% of Gross Salary
299	Other Fringe Benefits (Disability)	756	703	699	701	Support at 0.82% Salary
	Total Benefit Expense	\$ 55,965	\$ 55,088	\$ 55,023	\$ 54,937	
320	Dues & Memberships	50	50	50	50	
330	Operating Lease Payments (Copiers)	-	5,000	5,000	6,000	Copier Leases
336	Maintenance & Repair Services - Equipment	4,068	-	-	-	Copier Expense moved to 330
355	Travel	294	300	-	300	Human Resource Dept
399	Other Contracted Services	2,732	3,500	2,000	2,500	Pre Employment Drug Testing
	Total Contract Expense	\$ 7,144	\$ 8,850	\$ 7,050	\$ 8,850	

Franklin County, TN					FY 2020-2021 BUDGET	
General Purpose School Fund # 141						
Fund #141						
Account No.	Account Description	2018-2019 Actual	2019-2020 Amended	2019-2020 Estimated	2020-2021 Proposed	FURTHER EXPLANATION
471	Software	14,223	14,942	14,942	15,947	Timekeeping Software
	Total Supply Expense	\$ 14,223	\$ 14,942	\$ 14,942	\$ 15,947	
524	In-Service Staff Development	1,839	2,450	1,400	2,500	Human Resource Dept
	Total Other Expense	\$ 1,839	\$ 2,450	\$ 1,400	\$ 2,500	
701	Administration Equipment	-	200	-	200	
	Total Capital Expense	\$ -	\$ 200	\$ -	\$ 200	
	Total Human Services/Personnel	\$ 257,184	\$ 262,053	\$ 258,938	\$ 261,551	
72610	Operation of the Plant					
166	Custodial Personnel	\$ 887,380	\$ 880,536	\$ 872,927	\$ 883,884	35.5 F/T & 3 P/T
						Payment of (\$62.70 @ 4 & \$64.58 @ 8) per month for difference of Health Ins Premium for employees covered prior to 06/30/14
188	Bonus Payments	6,746	20,894	20,389	5,406	Moved to 72620-189
189	Other Salaries & Wages	22,879	-	-	-	\$10 per hr (long term situations)
198	Substitutes (non-certified)	400	11,300	11,215	5,100	
	Total Salary Expense	\$ 917,405	\$ 912,730	\$ 904,531	\$ 894,390	
201	Social Security	54,616	54,652	54,524	53,981	6.2% of Gross Salary (less \$2,000)
204	Pensions	123,666	108,408	107,300	106,715	10.27% Certified / 12% Classified
207	Medical Insurance	200,559	207,334	207,098	203,000	3% projected increase 2021
210	Unemployment Compensation	76	1,900	500	2,000	As Needed
212	Employer Medicare	12,773	13,249	12,866	12,969	1.45% of Gross Salary
299	Other Fringe Benefits (Disability)	7,271	7,297	6,618	7,248	Support at 0.82% Salary
	Total Benefit Expense	\$ 396,961	\$ 392,840	\$ 388,906	\$ 385,912	
359	Disposal Fees	46,431	50,300	49,875	50,300	Garbage Pickup at all locations
	Total Contract Expense	\$ 46,431	\$ 50,300	\$ 49,875	\$ 50,300	
410	Custodial Supplies	190,575	200,000	150,000	200,000	
415	Electricity	1,449,783	1,473,100	1,224,681	1,475,000	No Projected Increase
434	Natural Gas	94,050	93,500	79,000	79,000	No Projected Increase
442	Propane	-	16,500	16,219	16,500	No Projected Increase
454	Water & Sewer	132,861	150,000	123,400	145,000	No Projected Increase
	Total Supply Expense	\$ 1,867,269	\$ 1,933,100	\$ 1,593,300	\$ 1,915,500	
501	Boiler Insurance	13,368	13,234	13,234	13,368	No Projected Increase
502	Building & Contents Insurance	243,377	241,105	241,105	243,377	No Projected Increase
	Total Other Expense	\$ 256,745	\$ 254,339	\$ 254,339	\$ 256,745	
720	Plant Operation Equipment	24,300	15,000	15,000	15,000	Buffers, mowers, etc
	Total Capital Expense	\$ 24,300	\$ 15,000	\$ 15,000	\$ 15,000	
	Total Operation of Plant	\$ 3,511,111	\$ 3,558,309	\$ 3,205,951	\$ 3,517,847	
72620	Maintenance of Plant					
105	Supervisor/Director	\$ 59,570	\$ -	\$ -	\$ -	
167	Maintenance Personnel	476,603	476,146	438,541	457,430	12 Employees
187	Overtime Pay		1,000	900	1,200	FCHS Athletics
						Payment of (\$62.70 @ 4 & \$64.58 @ 8) per month for difference of Health Ins Premium for employees covered prior to 06/30/14
188	Bonus Payments	4,031	8,963	8,193	2,844	Office Manager; PT Nlake; Septic Inspector
189	Other Salaries & Wages	6,675	40,311	40,256	40,183	
	Total Salary Expense	\$ 546,879	\$ 526,420	\$ 487,890	\$ 501,657	
201	Social Security	30,946	30,638	28,684	29,369	6.2% of Gross Salary of Gross Salary
204	Pensions	75,017	63,100	59,209	60,199	10.27% Certified / 12% Classified
207	Medical Insurance	76,156	87,982	75,334	75,610	3% projected increase 2021
212	Employer Medicare	7,237	7,633	6,708	6,895	1.45% of Gross Salary
217	Retirement - Hybrid Stabilization	-	70	70	-	
299	Other Fringe Benefits (Disability)	4,512	3,912	3,630	3,751	Support at 0.82% Salary
	Total Benefit Expense	\$ 193,868	\$ 193,335	\$ 173,635	\$ 175,824	
307	Communication	934	1,200	-	-	Cellular Phone
329	Laundry Service	1,092	1,500	1,478	1,500	Uniforms at FCHS
330	Operating Lease Payments (Copiers)	-	1,200	1,243	1,200	Copier Leases
335	Maintenance & Repair Services - Building	306,762	403,845	350,000	462,500	
336	Maintenance & Repair Services - Equipment	6,354	16,300	14,000	12,500	Copier Expense moved to 330
338	Maintenance & Repair Services - Vehicle	16,244	24,000	14,000	16,000	
						Pest Control, Fire Ext ,Bleachers & Elevator Inspections, Security Alarms, Cranes, Lock & Key & Security, Skilled Contracted Labor
399	Other Contracted Services	121,764	155,725	102,500	167,850	
	Total Contract Expense	\$ 453,150	\$ 603,770	\$ 483,221	\$ 661,550	

Franklin County, TN					FY 2020-2021 BUDGET	
General Purpose School Fund # 141						
Fund #141						
Account No.	Account Description	2018-2019 Actual	2019-2020 Amended	2019-2020 Estimated	2020-2021 Proposed	FURTHER EXPLANATION
425	Gasoline	16,336	27,350	14,350	22,000	
499	Other Supplies & Materials	881	3,125	2,561	20,875	Tech Whiteboards \$20,000; Walmart, Lakeway, Etc
	Total Supply Expense	\$ 17,217	\$ 30,475	\$ 16,911	\$ 42,875	
599	Other Charges	933	1,000	255	1,000	Shipping Charges, etc.
	Total Other Expense	\$ 933	\$ 1,000	\$ 255	\$ 1,000	
717	Maintenance Equipment	1,025	-	-	-	
	Total Capital Expense	\$ 1,025	\$ -	\$ -	\$ -	
	Total Maintenance of Plant	\$ 1,213,072	\$ 1,355,000	\$ 1,161,912	\$ 1,382,906	
72710	Transportation					
105	Supervisor/Director	\$ 40,449	\$ 40,800	\$ 40,800	\$ 40,382	50% of Transportation Director
146	Bus Drivers	201,573	208,438	193,230	209,908	10.5 Special Ed Bus Drivers plus \$10,000 summer school
188	Bonus Payments	-	10,500	10,500	-	Payment of (\$62.70 @ 4 & \$64.58 @ 8) per month for difference of Health Ins Premium for employees covered prior to 06/30/14
189	Other Salaries & Wages	39,508	47,508	40,025	47,908	Summer School \$10,000; 0.5 Clerical; & 0.5 Mechanic Helper
198	Substitute (non-certified)	14,928	20,000	18,665	21,600	\$67.50 per day or \$9 hourly for bus monitors
	Total Salary Expense	\$ 296,458	\$ 327,246	\$ 303,220	\$ 319,798	
201	Social Security	17,031	19,289	19,606	19,827	6.2% of Gross Salary of Gross Salary
204	Pensions	38,017	36,311	36,279	35,085	10.27% Certified / 12% Classified
207	Medical Insurance	64,067	64,331	55,301	51,790	3% projected increase 2021
212	Employer Medicare	4,048	4,745	4,586	4,637	1.45% of Gross Salary
299	Other Fringe Benefits (Disability)	1,933	2,099	1,867	2,114	Support at 0.82% Salary
	Total Benefit Expense	\$ 125,096	\$ 126,775	\$ 117,639	\$ 113,454	
307	Communication	1,338	2,000	1,483	2,000	Cell phone bus drivers & director
313	Contracts with Parents	3,357	4,000	1,700	2,000	Travel for parents to transport their children (2)
315	Contracts with Vehicle Owners	1,578,544	1,589,818	1,589,818	1,606,920	1.6% Increase
315	Fuel Supplement	-	15,000	-	15,000	
336	Maintenance & Repair Services - Equipment	-	3,000	1,500	3,000	Radio Repairs
338	Maintenance & Repair Services - Vehicle	107,137	118,000	115,000	118,000	Maint & Repairs to County owned Buses
399	Other Contracted Services	8,811	15,000	9,645	15,000	Pre-Employment Testing, Random Drug/Alcohol tests, Post Accident, CDL Physicals, Fire Extinguishers
	Total Contract Expense	\$ 1,699,187	\$ 1,746,818	\$ 1,719,146	\$ 1,761,920	
425	Gasoline	43,778	55,000	34,938	55,000	Fuel for County Buses/Director
450	Tires & Tubes	6,812	10,000	7,000	10,000	County Buses
499	Other Supplies & Materials	353	715	345	715	School Bus Forms & Misc. Supplies
	Total Supply Expense	\$ 50,943	\$ 65,715	\$ 42,283	\$ 65,715	
511	Vehicle Insurance (contracted bus drivers)	20,840	27,413	23,913	23,913	Insurance for contracted buses
524	In-Service Staff Development	2,089	1,741	1,323	2,000	ASMS/TAPT/State Training, Bus Drivers Training
599	Other Charges	1,614	5,000	2,675	5,000	Tags, Inspections for Extended Utilization; includes reimb for CDL for coaches
	Total Other Expense	\$ 24,543	\$ 34,154	\$ 27,911	\$ 30,913	
701	Administration Equipment	-	500	180	500	
729	Transportation Equipment	128,786	25,915	22,866	100	\$100 @ SpEd Bus
	Total Capital Expense	\$ 128,786	\$ 26,415	\$ 23,046	\$ 600	
	Total Transportation	\$ 2,325,013	\$ 2,327,123	\$ 2,233,245	\$ 2,292,400	\$ -
72810	Central and Other					
188	Bonus Payments	\$ 685	\$ 1,252	\$ 500	\$ 768	Payment of (\$62.70 @ 4 & \$64.58 @ 8) per month for difference of Health Ins Premium for employees covered prior to 06/30/14
189	Other Salaries & Wages	71,563	90,453	68,856	70,976	1 Certified / 2 Classified for TSW Grant
	Total Salary Expense	\$ 72,248	\$ 91,705	\$ 69,356	\$ 71,744	
201	Social Security	4,309	3,314	4,103	4,475	6.2% of Gross Salary of Gross Salary
204	Pensions	8,628	9,711	7,651	7,908	10.27% Certified / 12% Classified
207	Medical Insurance	20,153	26,999	15,236	13,814	3% projected increase 2021
212	Employer Medicare	1,008	775	960	1,046	1.45% of Gross Salary
299	Other Fringe Benefits (Disability)	222	302	199	235	Support at 0.82% Salary
	Total Benefit Expense	\$ 34,320	\$ 41,101	\$ 28,149	\$ 27,478	

Franklin County, TN					FY 2020-2021 BUDGET	
General Purpose School Fund # 141						
Fund #141						
Account No.	Account Description	2018-2019 Actual	2019-2020 Amended	2019-2020 Estimated	2020-2021 Proposed	FURTHER EXPLANATION
	Total Central & Other	\$ 106,568	\$ 132,806	\$ 97,505	\$ 99,222	
	Total Support Services	\$ 16,670,334	\$ 17,403,636	\$ 16,366,926	\$ 17,051,406	
	Non Instructional Services					
	Community Services (ESP, Campora, Workforce, Coalition Prevention Grants)					
73300						
105	Supervisor/Director	\$ 799	\$ 10,000	\$ 10,000	\$ 10,000	1 P/T Employee ESP
188	Bonus Payments	244	1,300	1,300	-	Payment of (\$62.70 @ 4 & \$64.58 @ 8) per month for difference of Health Ins Premium for employees covered prior to 06/30/14
189	Other Salaries & Wages	283,636	316,687	316,687	260,901	ESP \$180,200 and Grant Employees
	Total Salary Expense	\$ 284,679	\$ 327,987	\$ 327,987	\$ 270,901	
201	Social Security	17,178	21,294	21,294	17,821	6.2% of Gross Salary of Gross Salary
204	Pensions	24,569	22,942	22,942	18,770	10.27% Certified / 12% Classified
207	Medical Insurance	14,483	11,174	11,174	5,051	3% projected increase 2021
212	Employer Medicare	4,045	4,978	4,978	4,156	1.45% of Gross Salary
217	Pensions - Hybrid Stabilization	-	50	50	150	Hybrid Retirement @ 2.03%
299	Other Fringe Benefits (Disability)	869	762	762	668	Support at 0.82% Salary
	Total Benefit Expense	\$ 61,144	\$ 61,200	\$ 61,200	\$ 46,616	
307	Communication	1,099	2,500	2,500	2,500	ESP \$2,000; Campora \$550
355	Travel	54,214	24,473	24,473	1,148	Established \$1,148
399	Other Contracted Services	170,912	352,915	352,915	109,962	ESP \$3,000; Established \$4,000; MRT \$48,000; Lifeline \$54,962
	Total Contract Expense	\$ 226,225	\$ 379,888	\$ 379,888	\$ 113,610	
499	Other Supplies & Materials	70,296	122,992	122,992	37,510	Campora \$4,000; ESP \$20,600; Established \$10,014; Lifeline \$2,896
	Total Supply Expense	\$ 70,296	\$ 122,992	\$ 122,992	\$ 37,510	
504	Indirect Cost	6,996	17,437	17,437	4,796	Established \$2,654; Lifeline \$2,142
599	Other Charges	73,404	150,348	150,348	18,525	ESP \$8,400, Campora \$2,000; Established \$8,124
	Total Other Expense	\$ 80,400	\$ 167,785	\$ 167,785	\$ 23,321	
790	Other Equipment	-	-	-	-	
	Total Capital Expense	\$ -	\$ -	\$ -	\$ -	
	Total Community Services	\$ 722,744	\$ 1,059,852	\$ 1,059,852	\$ 491,958	
	73400 Early Childhood Education (Preschool Program)					
105	Supervisor/Director	\$ 21,261	\$ 22,005	\$ 20,709	\$ 22,005	1 P/T Retiree Employee 90 days
116	Teachers	563,573	511,351	505,318	509,380	10 Employees
163	Educational Assistants (Aides)	180,780	175,866	175,866	179,974	10 Employees
188	Bonus Payments	6,085	10,772	8,787	9,766	Payment of (\$62.70 @ 4 & \$64.58 @ 8) per month for difference of Health Ins Premium for employees covered prior to 06/30/14
195	Substitute Teachers (certified)	1,088	1,125	862	1,125	\$85 per day & daily rate for Long Term Subs
198	Substitute Teachers (non-certified)	14,700	12,500	12,525	12,500	\$67.50 per day for Regular Subs
	Total Salary Expense	\$ 797,487	\$ 733,619	\$ 724,067	\$ 734,750	
201	Social Security	44,434	44,313	40,396	44,584	6.2% of Gross Salary of Gross Salary
204	Pensions	86,505	86,327	74,492	76,458	10.27% Certified / 12% Classified
207	Medical Insurance	164,014	168,087	142,975	152,000	3% projected increase 2021
212	Employer Medicare	10,709	11,052	9,864	10,756	1.45% of Gross Salary
217	Retirement - Hybrid Stabilization	-	800	768	-	
299	Other Fringe Benefits (Disability)	1,461	1,601	1,358	1,482	Support at 0.82% Salary
	Total Benefit Expense	\$ 307,123	\$ 312,180	\$ 269,853	\$ 285,280	
499	Other Supplies & Materials	7,085	-	-	-	
	Total Supply Expense	\$ 7,085	\$ -	\$ -	\$ -	
524	In-Service Staff Development	1,800	-	-	-	
	Total Other Expense	\$ 1,800	\$ -	\$ -	\$ -	
	Total Early Childhood Education	\$ 1,113,495	\$ 1,045,799	\$ 993,920	\$ 1,020,030	
	Total Non Instructional Services	\$ 1,836,239	\$ 2,105,651	\$ 2,053,772	\$ 1,511,988	

Franklin County, TN					FY 2020-2021 BUDGET	
General Purpose School Fund # 141						
Fund #141						
Account No.	Account Description	2018-2019 Actual	2019-2020 Amended	2019-2020 Estimated	2020-2021 Proposed	FURTHER EXPLANATION
Capital Outlay						
76100 Regular Capital Outlay						
399	Other Contracted Services	\$ 39,650	\$ -	\$ -	\$ -	
	Total Contract Expense	\$ 39,650	\$ -	\$ -	\$ -	
706	Building Construction	150	-	-	-	
707	Building Improvement	230,437	66,587	66,586	-	FCHS STEM/CTE
799	Other Capital Outlay	38,455	135,000	135,000	100,000	Capital Outlay needs
	Total Capital Expense	\$ 269,042	\$ 201,587	\$ 201,586	\$ 100,000	
	Total Capital Outlay	\$ 308,692	\$ 201,587	\$ 201,586	\$ 100,000	
82130 Principal on Debt						
620	Debt Service Contribution to Primary Government	\$ 67,959	\$ 71,226	\$ 71,226	\$ -	Principal on Excel Lighting Matured 2019/20
	Total Education Principal on Debt	\$ 67,959	\$ 71,226	\$ 71,226	\$ -	
82230 Interest on Debt						
620	Debt Service Contribution to Primary Government	\$ 5,814	\$ 2,547	\$ 1,692	\$ -	Interest on Excel Lighting Matured 2019/20
	Total Education Interest on Debt	\$ 5,814	\$ 2,547	\$ 1,692	\$ -	
	Total Expenditures	\$ 45,689,832	\$ 47,077,171	\$ 45,322,866	\$ 45,398,526	
99000 OTHER USES						
99100	Transfers Out					
590	Transfer to Other Funds	\$ -	\$ 100,000	\$ 100,000	\$ -	Federal Projects & Other Grant Operational
	Total Other Uses	\$ -	\$ 100,000	\$ 100,000	\$ -	
	Total Expenditures and Other Uses	\$ 45,689,832	\$ 47,177,171	\$ 45,422,866	\$ 45,398,526	
	Estimated Beginning Fund Balance July 1	\$ 8,136,743	\$ 7,939,237	\$ 7,939,237	\$ 8,215,306	
	Over (Under) Estimated Expend. & Other Uses	\$ (706,104)	\$ (1,861,921)	\$ 282,440	\$ (469,140)	
	Adjustment for Encumbrances	\$ 508,598	\$ (6,371)	\$ (6,371)	\$ -	
	Audit Adjustments		-	-		
	Estimated Ending Fund Balance June 30	\$ 7,939,237	\$ 6,070,945	\$ 8,215,306	\$ 7,746,166	
	Restricted for Education 34555		\$ (798,389)	\$ (798,389)	\$ (798,389)	
	Restricted for Instruction 34560					
	Restricted for Education 34587 Hybrid Stabilization		(64,932)	(64,932)	(64,932)	
	Committed for Education 34656 (Includes OPEB)		(2,333,549)	(2,333,549)	(2,333,549)	
	Estimated Unassigned Fund Balance June 30	\$ 7,939,237	\$ 2,874,075	\$ 5,018,435	\$ 4,549,295	Required Unassigned Fund Balance 3% = \$1,363,732
	Total Salary Expense	\$ 26,580,915	\$ 27,104,866	\$ 26,509,773	\$ 26,738,105	58.90%
	Total Benefit Expense	9,334,777	9,674,800	9,347,388	9,449,603	20.61%
	Total Contract Expense	3,507,901	3,954,600	3,722,179	3,719,257	8.19%
	Total Supply Expense	3,585,057	3,535,383	3,101,031	3,258,113	7.18%
	Total Other Expense	1,458,868	1,830,393	1,764,843	1,543,525	3.40%
	Total Debt Expense	73,773	73,773	72,918	-	0.00%
	Total Capital Expense	1,148,541	1,003,356	904,734	689,925	1.52%
	Total School General Appropriations	\$ 45,689,832	\$ 47,177,171	\$ 45,422,866	\$ 45,398,526	100.00%

Franklin County, TN					FY 200-2021 BUDGET	
Federal Projects Fund # 142						
Fund # 142						
Account No.	Account Description	2018-2019 Actual	2019-2020 Amended	2019-2020 Estimated	2020-2021 Proposed	FURTHER EXPLANATION
Estimated Revenues						
47000 Federal Government						
47100 Federal Through State						
47131	VOCATIONAL PROGRAM IMPROVEMENT	\$ 100,148	\$ 156,370	\$ 156,370	\$ 94,709	**Federal Grants 100% In & Out
47141	ESEA TITLE I	1,260,466	1,490,615	1,490,615	1,330,580	
47143	EDUCATION OF THE HANDICAPPED ACT	1,311,622	1,442,313	1,442,313	1,346,619	
47145	SPECIAL EDUCATION PRESCHOOL GRANTS	53,319	94,214	94,214	53,462	
47146	ENGLISH LANGUAGE ACQUISITION GRANTS	8,801	17,412	17,412	15,855	
47148	RURAL EDUCATION	34	-	-	-	
47189	EISENHOWER PROFESSIONAL DEVELOPMENT S	143,833	256,073	256,073	278,116	
47590	OTHER FEDERAL THROUGH STATE	251,393	109,939	109,939	30,999	
	Total Federal Government	\$ 3,129,616	\$ 3,566,935	\$ 3,566,935	\$ 3,150,340	
49000 Other Sources (non-revenue)						
49800	TRANSFER (from General Purpose)	\$ -	\$ 100,000	\$ 100,000		Operating Cash flow from GP
	Total Other Sources (non-revenue)	\$ -	\$ 100,000	\$ 100,000	\$ -	
	Total Estimated Revenue & Other Sources	\$ 3,129,616	\$ 3,666,935	\$ 3,666,935	\$ 3,150,340	
Estimated Expenditures						
71000 Instruction						
71100 Regular Instruction						
116	Teachers	\$ 783,778	\$ 685,128	\$ 685,128	\$ 706,753	
163	Educational Assistants	133,558	135,052	135,052	151,457	
188	Bonus Payments	5,427	7,316	7,316	9,029	Payment of (\$62.70 per month for difference of Health Ins Premium for employees covered prior to 06/30/14
189	Other Salaries & Wages	17,790	8,225	8,225	-	
	Total Salary Expense	\$ 940,553	\$ 835,721	\$ 835,721	\$ 867,239	
201	Social Security	51,452	47,731	47,731	51,637	6.2% of Gross Salary
204	Pensions	92,628	83,384	83,384	88,276	10.63% Certified / 12% Classified
207	Medical Insurance	130,897	148,833	148,833	174,221	No Projected Increase 2020
212	Employer Medicare Liability	12,986	12,118	12,118	12,118	1.45% of Gross Salary
217	Pensions - Hybrid Stabilization	-	1	1	1	
299	Other Fringe Benefits	820	1,063	1,063	1,197	LTD 0.82% Classified
	Total Benefit Expense	\$ 288,783	\$ 293,130	\$ 293,130	\$ 327,450	
429	Instructional Supplies & Materials	82,194	34,980	34,980	18,224	
499	Other Supplies & Materials	6,403	5,841	5,841	3,441	
	Total Supply Expense	\$ 88,597	\$ 40,822	\$ 40,822	\$ 21,664	
599	Other Charges	3,046	-	-	-	
	Total Other Expense	\$ 3,046	\$ -	\$ -	\$ -	
722	Regular Instruction Equipment	23,813	38,132	38,132	38,132	
	Total Capital Expense	\$ 23,813	\$ 38,132	\$ 38,132	\$ 38,132	
	Total Regular Instruction	\$ 1,344,792	\$ 1,207,805	\$ 1,207,805	\$ 1,254,485	
71200 Special Education Program						
163	Educational Assistants	\$ 432,888	\$ 453,788	\$ 453,788	\$ 446,513	
171	Speech Pathologist	16,219	16,543	16,543	16,736	
198	Non-Certified Substitute Teachers	1,770	2,069	2,069	2,069	
	Total Salary Expense	\$ 450,877	\$ 472,400	\$ 472,400	\$ 465,318	
201	Social Security	26,072	29,123	29,123	28,832	6.2% of Gross Salary
204	Pensions	62,301	56,179	56,179	55,513	10.63% Certified / 12% Classified
207	Medical Insurance	142,477	168,962	168,962	168,962	No Projected Increase 2020
212	Employer Medicare Liability	6,097	6,811	6,811	6,743	1.45% of Gross Salary
299	Other Fringe Benefits	3,273	3,719	3,719	3,661	LTD 0.82% Classified
	Total Benefit Expense	\$ 240,220	\$ 264,793	\$ 264,793	\$ 263,711	
336	Maintenance & Repair - Equipment	17,174	16,094	16,094	16,094	
	Total Contract Expense	\$ 17,174	\$ 16,094	\$ 16,094	\$ 16,094	
429	Instructional Supplies & Materials	138,604	176,515	176,515	78,384	
499	Other Supplies & Materials	-	-	-	15,000	
	Total Supply Expense	\$ 138,604	\$ 176,515	\$ 176,515	\$ 93,384	
599	Other Charges	-	-	-	3,500	

Franklin County, TN						FY 200-2021 BUDGET
Federal Projects Fund # 142						
Fund # 142						
Account	Account Description	2018-2019	2019-2020	2019-2020	2020-2021	FURTHER EXPLANANTION
No.		Actual	Amended	Estimated	Proposed	
	Total Other Charges	\$ -	\$ -	\$ -	\$ 3,500	
725	Special Education Equipment	33,508	63,038	63,038	73,470	
	Total Capital Expense	\$ 33,508	\$ 63,038	\$ 63,038	\$ 73,470	
	Total Special Education Program	\$ 880,383	\$ 992,841	\$ 992,841	\$ 915,477	
71300	Vocational Education Program					
499	Other Supplies & Materials	\$ 11,055	\$ -	\$ -	\$ 79,709	
	Total Supply Expense	\$ 11,055	\$ -	\$ -	\$ 79,709	
730	Vocational Instructional Equipment	\$ 73,737	\$ 129,027	\$ 129,027	\$ -	
	Total Capital Expense	\$ 73,737	\$ 129,027	\$ 129,027	\$ -	
	Total Vocational Education Program	\$ 84,792	\$ 129,027	\$ 129,027	\$ 79,709	
72000	Support Services					
72120	Health Services					
131	Medical Personnel	\$ 58,082	\$ -	\$ -	\$ -	
	Total Salary Expense	\$ 58,082	\$ -	\$ -	\$ -	
201	Social Security	3,515	-	-	-	6.2% of Gross Salary
204	Pensions	8,104	-	-	-	10.63% Certified / 12% Classified
207	Medical Insurance	6,718	-	-	-	No Projected Increase 2020
212	Employer Medicare Liability	822	-	-	-	1.45% of Gross Salary
299	Other Fringe Benefits	353	-	-	-	LTD 0.82% Classified
	Total Benefit Expense	\$ 19,512	\$ -	\$ -	\$ -	
	Total Health Services	\$ 77,594	\$ -	\$ -	\$ -	
72130	Other Student Support					
189	Other Salaries & Wages	\$ 43,100	\$ 86,837	\$ 86,837	\$ 19,600	
	Total Salary Expense	\$ 43,100	\$ 86,837	\$ 86,837	\$ 19,600	
201	Social Security	2,672	6,123	6,123	1,217	
204	Pensions	4,355	10,511	10,511	2,028	
212	Employer Medicare Liability	625	1,433	1,433	287	
299	Other Fringe Benefits	-	42	42	1	
	Total Benefit Expense	\$ 7,652	\$ 18,109	\$ 18,109	\$ 3,533	
355	Travel	10,026	-	-	-	
	Total Contract Expense	\$ 10,026	\$ -	\$ -	\$ -	
499	Other Supplies & Materials	10,892	12,534	12,534	14,040	
	Total Supply Expense	\$ 10,892	\$ 12,534	\$ 12,534	\$ 14,040	
524	In-Service Staff Development	5,330	5,602	5,602	5,000	
599	Other Charges	13,040	120,581	120,581	8,055	
	Total Other Expense	\$ 18,370	\$ 126,183	\$ 126,183	\$ 13,055	
790	Other Equipment	2,338	-	-	-	
	Total Capital Expense	\$ 2,338	\$ -	\$ -	\$ -	
	Total Other Student Support	\$ 92,378	\$ 243,662	\$ 243,662	\$ 50,228	
72210	Regular Instruction Program					
105	Supervisor / Director	\$ 60,482	\$ 44,175	\$ 44,175	\$ 44,175	
188	Bonus Payments	370	1,129	1,129	1,129	Payment of (\$62.70 per month for difference of Health Ins Premium for employees covered prior to 06/30/14
189	Other Salaries & Wages	43,057	24,997	24,997	56,484	
	Total Salary Expense	\$ 103,909	\$ 70,301	\$ 70,301	\$ 101,788	
201	Social Security	6,300	4,359	4,359	6,311	6.2% of Gross Salary
204	Pensions	10,897	7,472	7,472	7,420	10.63% Certified / 12% Classified
207	Medical Insurance	9,336	12,188	12,188	18,830	No Projected Increase 2020
212	Employer Medicare Liability	1,473	1,019	1,019	1,476	1.45% of Gross Salary
	Total Benefit Expense	\$ 28,006	\$ 25,038	\$ 25,038	\$ 34,037	
355	Travel	103	1,250	1,250	1,250	
399	Other Contracted Services	3,169	-	-	-	
	Total Contract Expense	\$ 3,272	\$ 1,250	\$ 1,250	\$ 1,250	
432	Library Books	1,797	-	-	-	
	Total Supply Expense	\$ 1,797	\$ -	\$ -	\$ -	
524	In-Service Staff Development	93,059	335,864	335,864	205,263	
599	Other Charges	9,682	7,560	7,560	11,599	

Franklin County, TN					FY 200-2021 BUDGET	
Federal Projects Fund # 142						
Fund # 142						
Account	Account Description	2018-2019	2019-2020	2019-2020	2020-2021	FURTHER EXPLANATION
No.		Actual	Amended	Estimated	Proposed	
	Total Other Expense	\$ 102,741	\$ 343,424	\$ 343,424	\$ 216,862	
	Total Regular Instruction Program	\$ 239,725	\$ 440,012	\$ 440,012	\$ 353,937	
72220	Special Education Program					
124	Psychological Personnel	\$ 13,500	\$ 13,770	\$ 13,770	\$ 13,716	
131	Medical Personnel	-	57,117	57,117	45,720	
161	Secretary	34,778	-	-	-	
162	Clerical Personnel	-	37,936	37,936	37,916	
188	Bonus Payments	745	1,504	1,504	1,504	Payment of (\$62.70 per month for difference of Health Ins Premium for employees covered prior to 06/30/14
	Total Salary Expense	\$ 49,023	\$ 110,327	\$ 110,327	\$ 98,856	
201	Social Security	2,955	6,694	6,694	6,036	6.2% of Gross Salary
204	Pensions	6,844	13,059	13,059	11,682	10.63% Certified / 12% Classified
207	Medical Insurance	13,096	20,315	20,315	20,315	No Projected Increase 2020
212	Employer Medicare Liability	691	1,565	1,565	1,412	1.45% of Gross Salary
299	Other Fringe Benefits	388	892	892	798	LTD 0.82% Classified
	Total Benefit Expense	\$ 23,974	\$ 42,525	\$ 42,525	\$ 40,243	
312	Contracts W/Private Agencies		4,300	4,300	4,800	
355	Travel	-	1,000	1,000	1,000	
399	Other Contracted Services	1,925	-	-	-	
	Total Contract Expense	\$ 1,925	\$ 5,300	\$ 5,300	\$ 5,800	
499	Other Supplies & Materials	40,905	40,526	40,526	33,200	
	Total Supply Expense	\$ 40,905	\$ 40,526	\$ 40,526	\$ 33,200	
524	In-Service Staff Development	30,044	91,610	91,610	36,009	
599	Other Charges	-	2,384	2,384	10,000	
	Total Other Expense	\$ 30,044	\$ 93,994	\$ 93,994	\$ 46,009	
790	Other Equipment	447	500	500	4,200	
	Total Capital Expense	\$ 447	\$ 500	\$ 500	\$ 4,200	
	Total Special Education Program	\$ 146,318	\$ 293,172	\$ 293,172	\$ 228,308	
72230	Vocational Program					
355	Travel	-	8,247	8,247	10,000	
	Total Contract Expense	\$ -	\$ 8,247	\$ 8,247	\$ 10,000	
	Total Vocational Program	\$ -	\$ 8,247	\$ 8,247	\$ 10,000	
72710	Transportation					
189	Other Salaries & Wages	\$ 159,352	\$ 163,619	\$ 163,619	\$ 167,530	Bus Drivers
	Total Salary Expense	\$ 159,352	\$ 163,619	\$ 163,619	\$ 167,530	
201	Social Security	9,382	10,144	10,144	10,387	6.2% of Gross Salary
204	Pensions	22,309	19,634	19,634	20,104	10.63% Certified / 12% Classified
207	Medical Insurance	53,741	54,173	54,173	54,173	No Projected Increase 2020
212	Employer Medicare Liability	2,194	2,372	2,372	4,329	1.45% of Gross Salary
299	Other Fringe Benefits	1,309	1,342	1,342	1,373	LTD 0.82% Classified
	Total Benefit Expense	\$ 88,935	\$ 87,666	\$ 87,666	\$ 90,366	
315	Contracts with Vehicle Owners	890	1,424	1,424	-	
	Total Contract Expense	\$ 890	\$ 1,424	\$ 1,424	\$ -	
412	Diesel Fuel	290	333	333	-	
	Total Supply Expense	\$ 290	\$ 333	\$ 333	\$ -	
729	Transportation Equipment	11,288	300	300	300	
	Total Capital Expense	\$ 11,288	\$ 300	\$ 300	\$ 300	
	Total Transportation	\$ 260,755	\$ 253,342	\$ 253,342	\$ 258,196	
73100	Food Service					
422	Food Supplies	\$ 1,621	\$ 88	\$ 88	\$ -	
	Total Food Service	\$ 1,621	\$ 88	\$ 88	\$ -	

Franklin County, TN					FY 200-2021 BUDGET	
Federal Projects Fund # 142						
Fund # 142						
Account No.	Account Description	2018-2019 Actual	2019-2020 Amended	2019-2020 Estimated	2020-2021 Proposed	FURTHER EXPLANANTION
	Total Expenditures Federal Programs	\$ 3,128,358	\$ 3,568,197	\$ 3,568,197	\$ 3,150,340	
	Excess of Estimated Revenues Over (Under) Estimated Expenditures	\$ 1,258	\$ 98,738	\$ 98,738	\$ -	
	Estimated Beginning Fund Balance 7/1	\$ 10,159	\$ 10,865	\$ 10,865	\$ 109,603	Fund Balance Policy N/A
	Restricted for Federal Projects 142-70000	\$ (552)	\$ -	\$ -		
	Estimated Ending Fund Balance 6/30	\$ 10,865	\$ 109,603	\$ 109,603	\$ 109,603	Grants 100%
	Total Salary Expense	\$ 1,804,896	\$ 1,739,206	\$ 1,739,206	\$ 1,720,330	54.61%
	Total Benefit Expense	697,082	731,260	731,260	759,340	24.10%
	Total Contract Expense	33,287	32,315	32,315	33,144	1.05%
	Total Supply Expense	293,761	270,818	270,818	241,998	7.68%
	Total Other Expense	154,201	563,601	563,601	279,426	8.87%
	Total Capital Expense	145,131	230,997	230,997	116,102	3.69%
	Total School Federal Projects Appropriations	\$ 3,128,358	\$ 3,568,197	\$ 3,568,197	\$ 3,150,340	100.00%

Franklin County, TN					FY 2020-2021 BUDGET	
Centralized School Cafeteria Fund # 143						
Fund # 143						
Account No.	Account Description	2018-2019 Actual	2019-2020 Amended	2019-2020 Estimated	2020-2021 Proposed	FURTHER EXPLANATION
Estimated Revenues						
43500 Education Charges for Current Services						
43521	Lunch Payments - Children	\$ 458,989	\$ 499,840	\$ 432,823	\$ 470,000	
43522	Lunch Payments - Adults	49,697	45,002	42,635	30,000	
43525	A La Carte Sales	346,403	301,892	275,961	275,000	
43570	RECEIPTS FROM INDIVIDUAL SCHOOLS	-	-	-	-	
	Total Education Charges for Current Services	\$ 855,089	\$ 846,734	\$ 751,419	\$ 775,000	
44000 Other Local Revenues						
44100 Recurring Items						
44110	Investment Income	\$ 26,473	\$ 18,000	\$ 40,000	\$ 35,000	
44170	Miscellaneous Refunds	-	8,000	8,500	-	
44570	Donations	-	1,000	1,000	-	
44500 Nonrecurring Items						
44530	Sale of Equipment	-	-	-	-	
44990	Other Local Revenue	-	-	-	-	
	Total Other Local Revenues	\$ 26,473	\$ 27,000	\$ 49,500	\$ 35,000	
46000 State of Tennessee						
46500 State Education Funds						
46520	School Food Service	\$ 27,479	\$ 27,479	\$ 28,625	\$ 28,625	
	Total State of Tennessee	\$ 27,479	\$ 27,479	\$ 28,625	\$ 28,625	
47000 Federal Government						
47100 Federal Through State						
47111	USDA School Lunch Payments	\$ 1,513,430	\$ 1,565,823	\$ 1,517,087	\$ 1,500,000	
47112	USDA - Commodities	248,575	151,122	199,214	234,367	
47113	USDA - Breakfast	696,997	709,464	724,705	600,000	
47114	USDA - Other (FFV Grant)	37,981	76,075	71,530	35,000	
	Total Federal Government	\$ 2,496,983	\$ 2,502,484	\$ 2,512,536	\$ 2,369,367	
	Total Estimated Revenue & Other Sources	\$ 3,406,024	\$ 3,403,697	\$ 3,342,080	\$ 3,207,992	
Estimated Expenditures						
73100 Food Service Expenditures						
105	Supervisor/Director	\$ 64,945	\$ 66,244	\$ 64,945	\$ 65,984	1 Employee
162	Clerical Personnel	33,777	34,466	33,779	34,320	1 Employee
165	Cafeteria Personnel	926,163	983,671	982,541	992,000	
188	Bonus Payments (Perfect Attend Incent)	1,013	2,025	2,288	2,288	
189	Other Salaries & Wages (Subs)	27,330	30,000	36,457	36,000	
196	In-Service Training (Perfect Attend Incent)	3,730	2,000	2,000	2,500	
	Total Salary Expense	\$ 1,056,958	\$ 1,118,406	\$ 1,122,010	\$ 1,133,092	
201	Social Security	61,512	68,608	68,223	70,252	6.2% of Gross Salary
204	Pensions	139,128	128,949	125,373	131,351	
207	Medical Insurance	272,529	260,000	267,293	275,000	
210	Unemployment Compensation	-	2,000	-	1,000	As Needed
212	Employer Medicare Liability	14,509	16,045	16,075	16,430	1.45% of Gross Salary
299	Other Fringe Benefits	7,305	8,803	7,544	8,957	
	Total Benefit Expense	\$ 494,983	\$ 484,405	\$ 484,508	\$ 502,989	
307	Communication	-	-	-	4,000	
336	Maintenance & Repair Services - Equipment	5,475	33,000	33,508	20,000	
355	Travel	275	400	447	400	
359	Disposal Fees	31,466	30,000	28,332	30,000	
399	Other Contracted Services	316,688	550,000	515,913	200,000	
	Total Contract Expense	\$ 353,904	\$ 613,400	\$ 578,200	\$ 254,400	

Fund # 143						
Account No.	Account Description	2018-2019 Actual	2019-2020 Amended	2019-2020 Estimated	2020-2021 Proposed	FURTHER EXPLANANTION
422	Food Supplies	1,464,395	1,780,851	1,303,355	1,750,000	
425	Gasoline	573	1,500	676	800	
435	Office Supplies	3,434	2,000	1,200	2,000	
469	USDA - Commodities	248,575	151,122	199,214	234,367	
499	Other Supplies & Materials	29,694	48,520	24,908	25,000	
	Total Supply Expense	\$ 1,746,671	\$ 1,983,993	\$ 1,529,353	\$ 2,012,167	
524	In-Service/Staff Development	13,209	16,000	16,000	16,000	
599	Other Charges	24,484	35,000	3,430	15,000	
	Total Other Expense	\$ 37,693	\$ 51,000	\$ 19,430	\$ 31,000	
710	Food Service Equipment	362,633	43,600	16,821	60,000	
	Total Capital Expense	\$ 362,633	\$ 43,600	\$ 16,821	\$ 60,000	
	Total Expenditures Food Services	\$ 4,052,842	\$ 4,294,804	\$ 3,750,322	\$ 3,993,648	
	Estimated Expenditures	\$ (646,818)	\$ (891,107)	\$ (408,242)	\$ (785,656)	
	Estimated Beginning Fund Balance 7/1	\$ 2,509,441	\$ 2,526,929	\$ 2,526,929	\$ 2,124,548	
	Adjustment for Encumbrances	\$ 664,306	\$ 5,861	\$ 5,861	\$ -	
	Adjustment for Reserves					
	Estimated Ending Fund Balance 6/30	\$ 2,526,929	\$ 1,641,683	\$ 2,124,548	\$ 1,338,891	Fund Balance Policy 5% = \$199,682
	Total Salary Expense	\$ 1,056,958	\$ 1,118,406	\$ 1,122,010	\$ 1,133,092	28.37%
	Total Benefit Expense	494,983	484,405	484,508	502,989	12.59%
	Total Contract Expense	353,904	613,400	578,200	254,400	6.37%
	Total Supply Expense	1,746,671	1,983,993	1,529,353	2,012,167	50.38%
	Total Other Expense	37,693	51,000	19,430	31,000	0.78%
	Total Capital Expense	362,633	43,600	16,821	60,000	1.50%
	Total School Cafeteria Appropriations	\$ 4,052,842	\$ 4,294,804	\$ 3,750,322	\$ 3,993,648	100.00%

Franklin County, TN					FY 2020-2021 BUDGET	
General Debt Service Fund # 151						
Fund #151						
Account No.	Account Description	2018-2019 Actual	2019-2020 Amended	2019-2020 Estimated	2020-2021 Proposed	
ESTIMATED REVENUES						
40000	LOCAL TAXES					
40100	County Property Taxes					
40110	Current Property Taxes	\$ 1,142,436	\$ 2,556,132	\$ 2,550,000	\$ 2,605,592	Represents \$0.2565
40120	Trustee's Collection - Prior Year	45,301	130,000	130,197	65,000	
40125	Trustee's Collection - Bankruptcy	166	175	166	420	
40130	Clerk & Master Collections - Prior Year	22,531	33,000	32,753	46,000	
40140	Interest and Penalty	6,850	8,500	6,412	10,700	
40161	Payments in Lieu of Taxes - TVA	446	800	965	700	
40162	Payments in Lieu of Taxes - Local Utilities	4,458	7,650	7,650	6,870	
40163	Payments in Lieu of Taxes - Others	3,801	1,008,348	1,008,348	788,750	Nissan In Lieu of Tax for Education
40200	COUNTY LOCAL OPTION TAXES					
40210	Local Option Sales Tax	-	855,000	855,000	1,030,000	For Education
40250	Litigation Tax -- General	102,086	85,000	85,202	102,000	
40300	STATUTORY LOCAL TAXES					
40320	Bank Excise Tax	6,948	19,245	19,245	10,000	
	TOTAL LOCAL TAXES	\$ 1,335,023	\$ 4,703,849	\$ 4,695,938	\$ 4,666,032	
41000	LICENSES AND PERMITS					
41140	Cable TV Franchise	6,607	12,900	12,900	10,050	
	TOTAL LICENSES AND PERMITS	\$ 6,607	\$ 12,900	\$ 12,900	\$ 10,050	
44000	OTHER LOCAL REVENUES					
44100	Recurring Items					
44110	Investment Income	\$ 305,704	\$ 370,000	\$ 370,000	\$ 390,000	
44170	Misc Refund	-	-	-	-	
	TOTAL OTHER LOCAL REVENUES	\$ 305,704	\$ 370,000	\$ 370,000	\$ 390,000	
	TOTAL ESTIMATED REVENUES	\$ 1,647,334	\$ 5,086,749	\$ 5,078,838	\$ 5,066,082	
ESTIMATED OTHER SOURCES						
49500	Other Loans issued	-	-	-	-	Transfer \$3,645,780 in Fund 156
49800	Transfers In	\$ 210,000	\$ 3,815,780	\$ 3,815,780	\$ 195,000	Jail Courthouse Fund \$195K
	Total Estimated Other Sources	\$ 210,000	\$ 3,815,780	\$ 3,815,780	\$ 195,000	
	TOTAL ESTIMATED REVENUE & OTHER SOURCES	\$ 1,857,334	\$ 8,902,530	\$ 8,894,619	\$ 5,261,082	
ESTIMATED EXPENDITURES						
82100	Principal on Debt					
82110	General Government					
601	Principal on Bonds	\$ 1,045,000	\$ 1,345,000	\$ 1,345,000	\$ 1,385,000	Jail & Judicial Center
602	Principal on Notes	569,617	225,414	225,413	229,074	Id Board Land & Jail Expansion
612	Principal on Other Loans	-	-	-	-	
82120	Highways & Streets					
602	Principal on Notes	-	493,147	493,147	492,117	Hwy Road & Equipment
82130	Education					
601	Principal on Bonds	\$ -	\$ 2,010,000	\$ 2,010,000	\$ 2,154,650	Education
	Total Principal on Debt 82110	\$ 1,614,617	\$ 4,073,561	\$ 4,073,560	\$ 4,260,841	
82200	Interest on Debt					
82210	General Government					
603	Interest on Bonds	\$ 791,256	\$ 740,006	\$ 740,006	\$ 672,756	Jail & Judicial Center
604	Interest on Notes	58,106	61,856	61,600	60,365	Id Board Land & Jail Expansion
82220	Highways & Streets					
604	Interest on Notes	-	32,930	32,930	21,366	Hwy Road & Equipment
82230	Education					
603	Interest on Bonds	\$ -	\$ 1,946,941	\$ 1,946,941	\$ 1,723,594	Education
	Total Interest on Debt 82200	\$ 849,362	\$ 2,781,733	\$ 2,781,477	\$ 2,478,081	
82300	Other Debt Service					
82310	General Government					
510	Trustee's Commission	\$ 28,234	\$ 111,365	\$ 111,365	\$ 101,322	
	Total Other Expense	\$ 28,234	\$ 111,365	\$ 111,365	\$ 101,322	
605	Underwriters Discount	-	-	-	-	
606	Other Debt Issuance Charges	-	-	-	-	
699	Other Debt Service	1,050	2,000	2,000	2,000	
	Total Capital Expense	\$ 1,050	\$ 2,000	\$ 2,000	\$ 2,000	

Fund #151						
Account No.	Account Description	2018-2019 Actual	2019-2020 Amended	2019-2020 Estimated	2020-2021 Proposed	
82330	Education					
699	Other Debt Service	\$ -	\$ 2,000	\$ 2,000	\$ 2,000	
	Total Capital Expense	\$ -	\$ 2,000	\$ 2,000	\$ 2,000	
	Total Other Debt Service 82300	\$ 29,284	\$ 115,365	\$ 115,365	\$ 105,322	
	TOTAL Expenditures Debt Service	\$ 2,493,263	\$ 6,970,660	\$ 6,970,403	\$ 6,844,244	
	TOTAL ESTIMATED EXPENDITURES & OTHER SOURCES	\$ 2,493,263	\$ 6,970,660	\$ 6,970,403	\$ 6,844,244	
	Excess of estimated revenues over (under) estimated expenditures	\$ (635,929)	\$ 1,931,870	\$ 1,924,216	\$ (1,583,161)	
	ESTIMATED FUND BALANCE JULY 1	\$ 2,998,803	\$ 2,362,874	\$ 2,362,874	\$ 4,287,090	
	Adjustment for Encumbrances					Fund Balance Policy 1st 6 mos Princ/Int Fund Balance Policy = \$1,325,000
	ESTIMATED ENDING FUND BALANCE JUNE 30	\$ 2,362,874	\$ 4,294,744	\$ 4,287,090	\$ 2,703,929	Fund Balance Ideal 1 & 1/2 Next Yr. Princ/Int Fund Balance Ideal = \$6,738,921
	Total Other Expense	\$ 28,234	\$ 111,365	\$ 111,365	\$ 101,322	1.48%
	Total Capital Expense	2,465,029	6,859,294	6,859,038	6,742,922	98.52%
	Total Debt Service Appropriations	\$ 2,493,263	\$ 6,970,660	\$ 6,970,403	\$ 6,844,244	100.00%

Franklin County, TN					FY 2020-2021 BUDGET
Education Debt Service Fund # 156					
Fund #156					
Account No.	Account Description	2018-2019 Actual	2019-2020 Amended	2019-2020 Estimated	2020-2021 Proposed
ESTIMATED REVENUES					
40000 LOCAL TAXES					
40100 County Property Taxes					
40110	Current Property Taxes	\$ 461,664	\$ -	\$ -	\$ -
40120	Trustee's Collection - Prior Year	23,015	1,554	1,554	-
40125	Trustee's Collection - Bankruptcy	90	6	6	-
40130	Clerk & Master Collections - Prior Year	9,529	175	175	-
40140	Interest and Penalty	3,410	248	248	-
40161	Payments in Lieu of Taxes - TVA	181	15	15	-
40162	Payments in Lieu of Taxes - Local Utilities	1,871	182	182	-
40163	Payments in Lieu of Taxes - Other (Nissan)	784,881	-	-	-
40200 County Local Option Taxes					
40210	Local Option Sales Tax	969,526	88,948	88,948	-
40300 Statutory Local Taxes					
40320	Bank Excise Tax	2,814	-	-	-
	TOTAL LOCAL TAXES	\$ 2,256,981	\$ 91,129	\$ 91,129	\$ -
41000 LICENSES AND PERMITS					
41140	Cable TV Franchise	\$ 2,680	\$ 674	\$ 674	\$ -
	TOTAL LICENSES AND PERMITS	\$ 2,680	\$ 674	\$ 674	\$ -
	TOTAL ESTIMATED REVENUES	\$ 2,259,661	\$ 91,803	\$ 91,803	\$ -
ESTIMATED OTHER SOURCES					
48000 OTHER GOVERNMENTS & CITIZENS					
48130	Contributions (Board of Education)	\$ 101,976	\$ -	\$ -	\$ -
	TOTAL OTHER GOVERNMENTS & CITIZENS	\$ 101,976	\$ -	\$ -	\$ -
49000 OTHER SOURCES					
49800	Transfers In	-	-	-	-
	TOTAL OTHER SOURCES	\$ -	\$ -	\$ -	\$ -
	TOTAL ESTIMATED REVENUES AND OTHER SOURCES	\$ 2,361,637	\$ 91,803	\$ 91,803	\$ -
ESTIMATED EXPENDITURES					
82100 Principal on Debt					
82130 Education					
601	Principal on Bonds	\$ 1,945,000	\$ -	\$ -	\$ -
602	Principal on Notes	-	-	-	-
610	Principal on Capitalized Leases	67,959	-	-	-
612	Principal on Other Loans	-	-	-	-
	Total Principal on Debt	\$ 2,012,959	\$ -	\$ -	\$ -
82200 Interest on Debt					
82230 Education					
603	Interest on Bonds	\$ 245,288	\$ -	\$ -	\$ -
604	Interest on Notes	28,203	-	-	-
611	Interest on Capitalized Leases	5,814	-	-	-
613	Interest on Other Loans Payable	-	-	-	-
	Total Interest on Debt	\$ 279,305	\$ -	\$ -	\$ -
82300 Other Debt Service					
82330 Education					
509 Refunds					
510	Trustee's Commission	\$ 27,513	\$ 1,936	\$ 1,936	\$ -
	Total Other Expense	\$ 27,513	\$ 1,936	\$ 1,936	\$ -
605	Underwriter's Discount	-	-	-	-
606	Other Debt Issuance Charges	5,000	-	-	-
699	Other Debt Service	14,250	-	-	-
	Total Capital Expense	\$ 19,250	\$ -	\$ -	\$ -
	Total Other Debt	\$ 46,763	\$ 1,936	\$ 1,936	\$ -
	TOTAL EDUCATION DEBT SERVICE	\$ 2,339,027	\$ 1,936	\$ 1,936	\$ -

Fund #156		2018-2019	2019-2020	2019-2020	2020-2021	
Account No.	Account Description	Actual	Amended	Estimated	Proposed	
99100	TRANSFERS OUT					
510	Transfer to Other Funds	\$ -	\$ 3,645,781	\$ 3,645,781		
	TOTAL OPERATING TRANSFERS	\$ -	\$ 3,645,781	\$ 3,645,781	\$ -	
	TOTAL ESTIMATED EXPENDITURES	\$ 2,339,027	\$ 3,647,717	\$ 3,647,717	\$ -	
	EXCESS ESTIMATED REVENUES OVER (UNDER) ESTIMATED EXPENDITURES	\$ 22,610	\$ (3,555,914)	\$ (3,555,914)	\$ -	
	ESTIMATED FUND BALANCE JULY 1	\$ 3,533,805	\$ 3,556,415	\$ 3,556,415	0	
	Adjustment for Encumbrances	\$ -	\$ (500)	\$ (500)	-	
	ESTIMATED ENDING FUND BALANCE JUNE 30	\$ 3,556,415	\$ 0	\$ 0	0	
	Total Other Expense	\$ 27,513	\$ 3,647,717	\$ 3,647,717	\$ -	0.00%
	Total Capital Expense	2,311,514	-	-	-	0.00%
	Total Debt Service Appropriations	\$ 2,339,027	\$ 3,647,717	\$ 3,647,717	\$ -	0.00%

Inter-fund Transfers from Fiscal Year 2020

Annual Federal Projects Operating \$100K Transfer Request

\$100,000 from the School General Fund to the School Federal Projects to help with Cash flow issues Board of Education approved when the School Board approved their budget 2019. County Commission approved official document August 19, 2019. Transferred from School General Fund, \$100,000, 7/1/19 to School Federal Projects on 6/15/20 the County Commission approved a resolution to make the transfer stay permanently.. See copies attached.

RESOLUTION# _____

**RESOLUTION TO TRANSFER FUNDS FROM GENERAL PURPOSE SCHOOL FUNDS TO
FEDERAL PROJECTS FUND FOR FISCAL YEAR ENDING JUNE 30, 2020**

WHEREAS, Federal Projects grants operate on a reimbursement basis and funds are requested from the State of Tennessee by Franklin County School District for non-payroll expenditures on a monthly basis; and,

WHEREAS, the Federal Projects Fund operates with a cash deficit at various times throughout the fiscal year due to a slow turn-around time for reimbursements from the State of Tennessee; and,

WHEREAS, Generally Accepted Accounting Principles (GAAP) consider a cash deficit in any fund to be a significant deficiency in internal control; and,

WHEREAS, Franklin County School District does not desire to operate any fund with a cash deficit.

NOW, THEREFORE, BE IT RESOLVED, by the Board of Education of Franklin County School District, a school district in Tennessee, meeting in called session on this 8th day of June, 2020, and by the County Commission of Franklin County, a county in Tennessee, meeting in called session on this 15th day of June, 2020, that:

SECTION 1. The General Purpose School Fund shall transfer \$100,000 to the Federal Projects Fund on July 1, 2019.

SECTION 2. The \$100,000 transfer shall remain in the Federal Projects Fund as a designated fund balance from the General Purpose School Fund and may be repaid at any time as noted in a resolution passed by the Board of Education and County Commission.

SECTION 3. This resolution will take effect on July 1, 2019. The Secretary of the Board of Education shall include this Resolution in the minutes of the Franklin County School District. The County Clerk shall include this Resolution in the minutes of Franklin County.

Adopted this 15th day of June 2020.

APPROVED:

APPROVED:

Original on File with Co Clerk

Chairman, Board of Education

Original on File with Co Clerk

Chairman, County Commission

ATTEST:

ATTEST:

Attachment I-3
Cash Flow Statement - Franklin County FY 2021

County General Fund 101	Jul	Aug	Sept	Oct	Nov	Dec	Jan	Feb	Mar	Apr	May	Jun	Total
Cash Receipts	\$ 500,000	\$ 440,000	\$ 480,000	\$ 1,800,000	\$ 3,200,000	\$ 4,000,000	\$ 3,200,000	\$ 4,316,271	\$ 500,000	\$ 500,000	\$ 500,000	\$ 500,000	\$ 19,936,271
Loan Proceeds													
Transfers In (Operational & Debt)													
Total Cash Inflows	500,000	440,000	480,000	1,800,000	3,200,000	4,000,000	3,200,000	4,316,271	500,000	500,000	500,000	500,000	20,041,877
Beg Cash Balance	7,924,000	6,700,133	5,540,133	4,420,133	4,620,133	6,220,133	8,620,133	10,220,133	12,936,404	11,836,404	10,629,612	9,635,218	7,924,000
Available Cash	8,424,000	7,140,133	6,020,133	6,220,133	7,820,133	10,220,133	11,820,133	14,536,404	13,436,404	12,336,404	11,235,218	10,135,218	27,965,877
Cash Payments	1,723,867	1,600,000	1,600,000	1,600,000	1,600,000	1,600,000	1,600,000	1,600,000	1,600,000	1,706,792	1,600,000	1,600,000	19,430,659
Debt Service													
Transfers Out (PILOT, etc.)													
Total Cash Outflows	1,723,867	1,600,000	1,600,000	1,600,000	1,600,000	1,600,000	1,600,000	1,600,000	1,600,000	1,706,792	1,600,000	1,600,000	19,430,659
End Balance	6,700,133	5,540,133	4,420,133	4,620,133	6,220,133	8,620,133	10,220,133	12,936,404	11,836,404	10,629,612	9,635,218	8,535,218	8,535,218
Cash Inflows/Outflows	\$ (1,223,867)	\$ (1,160,000)	\$ (1,120,000)	\$ 200,000	\$ 1,600,000	\$ 2,400,000	\$ 1,600,000	\$ 2,716,271	\$ (1,100,000)	\$ (1,206,792)	\$ (994,394)	\$ (1,100,000)	\$ 611,218
Courthouse/Jail Maintenance Fund													
112													
Cash Receipts	\$ 16,673	\$ 16,673	\$ 16,673	\$ 16,673	\$ 16,673	\$ 16,673	\$ 16,673	\$ 16,673	\$ 16,673	\$ 16,673	\$ 16,673	\$ 16,673	\$ 200,075
Loan Proceeds													
Transfers In (Operational & Debt)													
Total Cash Inflows	15,000	15,000	15,000	15,000	15,000	15,300	15,000	15,000	17,000	19,500	15,000	19,000	190,800
Beg Cash Balance	21,000	35,830	50,660	65,490	80,320	95,150	110,280	125,110	139,940	156,770	176,100	190,930	21,000
Available Cash	36,000	50,830	65,660	80,490	95,320	110,450	125,280	140,110	156,940	176,270	191,100	209,930	211,800
Cash Payments	170	170	170	170	170	170	170	170	170	170	170	170	2,040
Debt Service													
Transfers Out (PILOT, etc.)													
Total Cash Outflows	170	170	170	170	170	170	170	170	170	170	170	170	195,000
End Balance	35,830	50,660	65,490	80,320	95,150	110,280	125,110	139,940	156,770	176,100	190,930	14,760	14,760
Cash Inflows/Outflows	\$ 14,830	\$ 14,830	\$ 14,830	\$ 14,830	\$ 14,830	\$ 15,130	\$ 14,830	\$ 14,830	\$ 16,830	\$ 19,330	\$ 14,830	\$ (176,170)	\$ (6,240)
Library Fund 115													
115													
Cash Receipts	\$ 6,000	\$ 5,500	\$ 5,300	\$ 36,000	\$ 51,000	\$ 121,000	\$ 59,214	\$ 130,126	\$ 19,000	\$ 12,000	\$ 9,000	\$ 4,300	\$ 458,440
Loan Proceeds													
Transfers In (Operational & Debt)													
Total Cash Inflows	6,000	5,500	5,300	36,000	51,000	121,000	59,214	130,126	19,000	12,000	9,000	4,300	458,440
Beg Cash Balance	216,900	191,300	165,275	139,711	139,286	159,861	243,436	256,225	350,851	324,460	297,860	265,860	216,900
Available Cash	222,900	196,800	170,575	175,711	190,286	280,861	302,650	386,351	369,851	336,460	306,860	270,160	675,340
Cash Payments	31,600	31,525	30,864	36,425	30,425	37,425	46,425	35,500	45,391	38,600	41,000	31,235	436,415
Debt Service													
Transfers Out (PILOT, etc.)													
Total Cash Outflows	31,600	31,525	30,864	36,425	30,425	37,425	46,425	35,500	45,391	38,600	41,000	34,235	439,415
End Balance	191,300	165,275	139,711	139,286	159,861	243,436	256,225	350,851	324,460	297,860	265,860	235,925	235,925
Cash Inflows/Outflows	\$ (25,600)	\$ (26,025)	\$ (25,564)	\$ (425)	\$ 20,575	\$ 83,575	\$ 12,789	\$ 94,626	\$ (26,391)	\$ (26,600)	\$ (32,000)	\$ (29,935)	\$ 19,025

	Jul	Aug	Sept	Oct	Nov	Dec	Jan	Feb	Mar	Apr	May	Jun	Total
Solid Waste Fund 116													
Cash Receipts	\$ 38,500	\$ 65,000	\$ 100,000	\$ 170,000	\$ 233,000	\$ 533,000	\$ 212,000	\$ 451,524	\$ 128,000	\$ 75,000	\$ 45,000	\$ 40,000	\$ 2,091,024
Loan Proceeds													
Transfers In (Operational & Debt)													
Total Cash Inflows	38,500	65,000	100,000	170,000	233,000	533,000	212,000	451,524	128,000	75,000	45,000	40,000	2,091,024
Beg Cash Balance	1,060,000	928,500	740,500	659,500	653,500	800,500	1,187,500	1,228,500	1,529,024	1,526,024	1,370,787	1,254,787	1,060,000
Available Cash	1,098,500	993,500	840,500	829,500	886,500	1,333,500	1,399,500	1,680,024	1,657,024	1,601,024	1,415,787	1,294,787	3,151,024
Cash Payments	170,000	253,000	181,000	176,000	86,000	146,000	171,000	151,000	131,000	230,237	161,000	145,000	2,001,237
Debt Service													
Transfers Out (PILOT, etc.)													48,803
Total Cash Outflows	170,000	253,000	181,000	176,000	86,000	146,000	171,000	151,000	131,000	230,237	161,000	193,803	2,050,040
End Balance	928,500	740,500	659,500	653,500	800,500	1,187,500	1,228,500	1,529,024	1,526,024	1,370,787	1,254,787	1,100,984	1,100,984
Cash Inflows/Outflows	\$ (131,500)	\$ (188,000)	\$ (81,000)	\$ (6,000)	\$ 147,000	\$ 387,000	\$ 41,000	\$ 300,524	\$ (3,000)	\$ (155,237)	\$ (116,000)	\$ (153,803)	\$ 40,984
Local Purpose Fund 120													
Cash Receipts	\$ 37,200	\$ 55,000	\$ 44,000	\$ 74,000	\$ 80,000	\$ 155,000	\$ 65,000	\$ 137,836	\$ 52,000	\$ 44,000	\$ 50,000	\$ 50,000	\$ 844,036
Loan Proceeds													
Transfers In (Operational & Debt)													
Total Cash Inflows	37,200	55,000	44,000	74,000	80,000	155,000	65,000	137,836	52,000	44,000	50,000	50,000	844,036
Beg Cash Balance	690,500	653,700	668,200	711,700	785,200	864,700	1,016,150	856,150	993,286	1,044,586	863,586	913,086	690,500
Available Cash	727,700	708,700	712,200	785,700	865,200	1,019,700	1,081,150	993,986	1,045,286	1,088,586	913,586	963,086	1,534,536
Cash Payments	74,000	40,500	500	500	500	3,550	225,000	700	700	225,000	500	65,150	636,600
Debt Service													
Transfers Out (PILOT, etc.)													
Total Cash Outflows	74,000	40,500	500	500	500	3,550	225,000	700	700	225,000	500	65,150	636,600
End Balance	653,700	668,200	711,700	785,200	864,700	1,016,150	856,150	993,286	1,044,586	863,586	913,086	897,936	897,936
Cash Inflows/Outflows	\$ (36,800)	\$ 14,500	\$ 43,500	\$ 73,500	\$ 79,500	\$ 151,450	\$ (160,000)	\$ 137,136	\$ 51,300	\$ (181,000)	\$ 49,500	\$ (15,150)	\$ 207,436
Drug Control Fund 122													
Cash Receipts	\$ 8,000	\$ 6,000	\$ 4,000	\$ 4,000	\$ 2,400	\$ 2,150	\$ 3,000	\$ 3,000	\$ 7,300	\$ 6,400	\$ 6,000	\$ 800	\$ 53,050
Loan Proceeds													
Transfers In (Operational & Debt)													
Total Cash Inflows	8,000	6,000	4,000	4,000	2,400	2,150	3,000	3,000	7,300	6,400	6,000	800	53,050
Beg Cash Balance	125,700	127,650	83,650	85,150	86,650	49,050	46,200	46,200	46,200	50,500	53,450	51,450	125,700
Available Cash	133,700	133,650	87,650	89,150	89,050	51,200	49,200	49,200	53,500	56,900	59,450	52,250	178,750
Cash Payments	6,050	50,000	2,500	2,500	40,000	5,000	3,000	3,000	3,000	3,450	8,000	21,000	147,500
Debt Service													
Transfers Out (PILOT, etc.)													
Total Cash Outflows	6,050	50,000	2,500	2,500	40,000	5,000	3,000	3,000	3,000	3,450	8,000	21,000	147,500
End Balance	127,650	83,650	85,150	86,650	49,050	46,200	46,200	46,200	50,500	53,450	51,450	31,250	31,250
Cash Inflows/Outflows	\$ 1,950	\$ (44,000)	\$ 1,500	\$ 1,500	\$ (37,600)	\$ (2,850)	\$ -	\$ -	\$ 4,300	\$ 2,950	\$ (2,000)	\$ (20,200)	\$ (94,450)

Highway Fund 131	Jul	Aug	Sept	Oct	Nov	Dec	Jan	Feb	Mar	Apr	May	Jun	Total
Cash Receipts	\$ 270,000	\$ 511,863	\$ 220,000	\$ 290,000	\$ 300,000	\$ 325,000	\$ 275,000	\$ 376,323	\$ 220,000	\$ 220,000	\$ 220,000	\$ 220,000	\$ 3,448,186
Loan Proceeds													
Transfers In (Operational & Debt)													
Total Cash Inflows	270,000	511,863	220,000	290,000	300,000	325,000	275,000	376,323	220,000	220,000	220,000	220,000	3,448,186
Beg Cash Balance	3,180,000	3,100,000	3,251,863	3,173,863	3,291,863	3,304,863	3,467,863	3,561,742	3,761,065	3,723,065	3,700,065	3,336,262	3,180,000
Available Cash	3,450,000	3,611,863	3,471,863	3,463,863	3,591,863	3,629,863	3,742,863	3,938,065	3,981,065	3,943,065	3,920,065	3,556,262	6,628,186
Cash Payments	350,000	360,000	298,000	172,000	287,000	162,000	162,000	177,000	258,000	243,000	525,000	423,627	3,417,627
Debt Service							19,121						19,121
Transfers Out (PILOT, etc.)											58,803		58,803
Total Cash Outflows	350,000	360,000	298,000	172,000	287,000	162,000	181,121	177,000	258,000	243,000	583,803	423,627	3,495,551
End Balance	3,100,000	3,251,863	3,173,863	3,291,863	3,304,863	3,467,863	3,561,742	3,761,065	3,723,065	3,700,065	3,336,262	3,132,635	3,132,635
Cash Inflows/Outflows	\$ (80,000)	\$ 151,863	\$ (78,000)	\$ 118,000	\$ 13,000	\$ 163,000	\$ 93,879	\$ 199,323	\$ (38,000)	\$ (23,000)	\$ (363,803)	\$ (203,627)	\$ (47,365)
School General Fund 141													
Cash Receipts	\$ 535,000	\$ 3,431,000	\$ 3,098,000	\$ 4,075,400	\$ 4,100,000	\$ 5,700,000	\$ 4,920,391	\$ 5,971,325	\$ 3,510,000	\$ 3,600,000	\$ 1,932,270	\$ 4,056,000	\$ 44,929,386
Loan Proceeds													
Transfers In (Operational & Debt)													
Total Cash Inflows	535,000	3,431,000	3,098,000	4,075,400	4,100,000	5,700,000	4,920,391	5,971,325	3,510,000	3,600,000	1,932,270	4,056,000	44,929,386
Beg Cash Balance	8,171,000	7,206,000	8,737,000	8,095,000	8,430,400	8,780,400	10,740,400	11,920,791	14,152,116	13,922,116	13,782,116	12,092,117	8,171,000
Available Cash	8,706,000	10,637,000	11,835,000	12,170,400	12,530,400	14,480,400	15,660,791	17,892,116	17,662,116	17,522,116	15,714,386	16,148,117	53,100,386
Cash Payments	1,500,000	1,900,000	3,740,000	3,740,000	3,750,000	3,740,000	3,740,000	3,740,000	3,740,000	3,740,000	3,622,269	8,446,257	45,398,526
Debt Service													
Transfers Out (PILOT, etc.)													
Total Cash Outflows	1,500,000	1,900,000	3,740,000	3,740,000	3,750,000	3,740,000	3,740,000	3,740,000	3,740,000	3,740,000	3,622,269	8,446,257	45,398,526
End Balance	7,206,000	8,737,000	8,095,000	8,430,400	8,780,400	10,740,400	11,920,791	14,152,116	13,922,116	13,782,116	12,092,117	7,701,860	7,701,860
Cash Inflows/Outflows	\$ (965,000)	\$ 1,531,000	\$ (642,000)	\$ 335,400	\$ 350,000	\$ 1,960,000	\$ 1,180,391	\$ 2,231,325	\$ (230,000)	\$ (140,000)	\$ (1,689,993)	\$ (4,390,257)	\$ (469,140)
School Federal Projects Fund 142													
Cash Receipts	\$ 190,745	\$ 14,886	\$ 260,000	\$ 280,000	\$ 310,000	\$ 310,000	\$ 310,000	\$ 310,000	\$ 310,000	\$ 350,000	\$ 300,000	\$ 204,709	\$ 3,150,340
Loan Proceeds													
Transfers In (Operational & Debt)													
Total Cash Inflows	190,745	14,886	260,000	280,000	310,000	310,000	310,000	310,000	310,000	350,000	300,000	204,709	3,150,340
Beg Cash Balance	100,000	86,756	86,642	96,642	100,000	100,000	100,000	100,000	100,000	100,000	100,000	100,000	100,000
Available Cash	290,745	101,642	346,642	376,642	410,000	410,000	410,000	410,000	410,000	450,000	400,000	304,709	3,250,340
Cash Payments	203,989	15,000	250,000	276,642	310,000	310,000	310,000	310,000	310,000	350,000	300,000	204,709	3,150,340
Debt Service													
Transfers Out (PILOT, etc.)													
Total Cash Outflows	203,989	15,000	250,000	276,642	310,000	310,000	310,000	310,000	310,000	350,000	300,000	204,709	3,150,340
End Balance	86,756	86,642	96,642	100,000	100,000	100,000	100,000	100,000	100,000	100,000	100,000	100,000	100,000
Cash Inflows/Outflows	\$ (13,244)	\$ (11,414)	\$ 10,000	\$ 3,358	\$ -	\$ -	\$ -	\$ -	\$ -	\$ -	\$ -	\$ -	\$ -

School Cafeteria Fund 143	Jul	Aug	Sept	Oct	Nov	Dec	Jan	Feb	Mar	Apr	May	Jun	Total
Cash Receipts	\$ 2,000	\$ 17,897	\$ 310,000	\$ 450,000	\$ 350,000	\$ 325,000	\$ 300,000	\$ 280,000	\$ 280,000	\$ 300,000	\$ 310,000	\$ 283,095	\$ 3,207,992
Loan Proceeds													
Transfers In (Operational & Debt)													
Total Cash Inflows	2,000	17,897	310,000	450,000	350,000	325,000	300,000	280,000	280,000	300,000	310,000	283,095	3,207,992
Beg Cash Balance	2,300,000	2,082,000	1,899,897	1,923,897	1,973,897	2,003,897	1,993,897	1,973,897	1,933,897	1,893,897	1,873,897	1,611,249	2,300,000
Available Cash	2,302,000	2,099,897	2,209,897	2,373,897	2,323,897	2,328,897	2,293,897	2,253,897	2,213,897	2,193,897	2,183,897	1,894,344	5,507,992
Cash Payments	220,000	200,000	286,000	400,000	320,000	335,000	320,000	320,000	320,000	320,000	572,648	380,000	3,993,648
Debt Service													
Transfers Out (PILOT, etc.)													
Total Cash Outflows	220,000	200,000	286,000	400,000	320,000	335,000	320,000	320,000	320,000	320,000	572,648	380,000	3,993,648
End Balance	2,082,000	1,899,897	1,923,897	1,973,897	2,003,897	1,993,897	1,973,897	1,933,897	1,893,897	1,873,897	1,611,249	1,514,344	1,514,344
Cash Inflows/Outflows	\$ (218,000)	\$ (182,103)	\$ 24,000	\$ 50,000	\$ 30,000	\$ (10,000)	\$ (20,000)	\$ (40,000)	\$ (40,000)	\$ (20,000)	\$ (262,648)	\$ (96,905)	\$ (785,656)
General Debt Service Fund 151													
Cash Receipts	\$ 12,720	\$ 102,000	\$ 105,000	\$ 210,000	\$ 920,120	\$ 1,250,000	\$ 820,000	\$ 920,000	\$ 215,000	\$ 140,000	\$ 248,242	\$ 123,000	\$ 5,066,082
Loan Proceeds													
Transfers In (Operational & Debt)													
Total Cash Inflows	12,720	102,000	105,000	210,000	920,120	1,250,000	820,000	920,000	215,000	140,000	248,242	123,000	195,000
Beg Cash Balance	4,150,000	4,135,213	4,196,893	4,281,558	3,673,542	4,182,626	5,344,145	6,141,638	5,419,318	5,183,127	4,405,789	2,259,845	4,150,000
Available Cash	4,162,720	4,237,213	4,301,893	4,491,558	4,593,662	5,432,626	6,164,145	7,061,638	5,634,318	5,323,127	4,654,031	2,577,845	9,411,082
Cash Payments	20,000	3,000	3,000	3,500	15,000	15,000	15,000	15,000	6,000	2,822	3,500	3,500	105,322
Debt Service	7,507	37,320	17,334	814,516	396,036	73,481	7,507	1,627,320	445,191	914,516	2,390,686	7,507	6,738,921
Transfers Out (PILOT, etc.)													
Total Cash Outflows	27,507	40,320	20,334	818,016	411,036	88,481	22,507	1,642,320	451,191	917,338	2,394,186	11,007	6,844,244
End Balance	4,135,213	4,196,893	4,281,558	3,673,542	4,182,626	5,344,145	6,141,638	5,419,318	5,183,127	4,405,789	2,259,845	2,566,838	2,566,838
Cash Inflows/Outflows	\$ (14,787)	\$ 61,680	\$ 84,666	\$ (608,016)	\$ 509,084	\$ 1,161,519	\$ 797,493	\$ (722,320)	\$ (236,191)	\$ (777,338)	\$ (2,145,944)	\$ 306,993	\$ (1,583,162)
Education Debt Service Fund 156													
Cash Receipts	\$ -	\$ -	\$ -	\$ -	\$ -	\$ -	\$ -	\$ -	\$ -	\$ -	\$ -	\$ -	\$ -
Loan Proceeds													
Transfers In (Operational & Debt)													
Total Cash Inflows	-	-	-	-	-	-	-	-	-	-	-	-	-
Beg Cash Balance	-	-	-	-	-	-	-	-	-	-	-	-	-
Available Cash	-	-	-	-	-	-	-	-	-	-	-	-	-
Cash Payments	-	-	-	-	-	-	-	-	-	-	-	-	-
Debt Service	-	-	-	-	-	-	-	-	-	-	-	-	-
Transfers Out (PILOT, etc.)	-	-	-	-	-	-	-	-	-	-	-	-	-
Total Cash Outflows	-	-	-	-	-	-	-	-	-	-	-	-	-
End Balance	-	-	-	-	-	-	-	-	-	-	-	-	-
Cash Inflows/Outflows	\$ -	\$ -	\$ -	\$ -	\$ -	\$ -	\$ -	\$ -	\$ -	\$ -	\$ -	\$ -	\$ -

Education Capital Proj. Fund 177	Jul	Aug	Sept	Oct	Nov	Dec	Jan	Feb	Mar	Apr	May	Jun	Total
Cash Receipts	\$ 12,000	\$ 9,000	\$ 7,000	\$ 5,000	\$ -	\$ -	\$ -	\$ -	\$ -	\$ -	\$ -	\$ -	\$ 33,000
Loan Proceeds	-	-	-	-	-	-	-	-	-	-	-	-	-
Transfers In (Operational & Debit)	-	-	-	-	-	-	-	-	-	-	-	-	-
Total Cash Inflows	12,000	9,000	7,000	5,000	-	-	-	-	-	-	-	-	33,000
Beg Cash Balance	8,461,516	7,273,516	5,082,516	2,889,516	694,516	-	-	-	-	-	-	-	8,461,516
Available Cash	8,473,516	7,282,516	5,089,516	2,894,516	694,516	-	-	-	-	-	-	-	8,494,516
Cash Payments	1,200,000	2,200,000	2,200,000	2,200,000	694,516	-	-	-	-	-	-	-	8,494,516
Debt Service	-	-	-	-	-	-	-	-	-	-	-	-	-
Transfers Out (PILOT, etc.)	-	-	-	-	-	-	-	-	-	-	-	-	-
Total Cash Outflows	1,200,000	2,200,000	2,200,000	2,200,000	694,516	-	-	-	-	-	-	-	8,494,516
End Balance	7,273,516	5,082,516	2,889,516	694,516	-	-	-	-	-	-	-	-	8,494,516
Cash Inflows/Outflows	\$ (1,188,000)	\$ (2,191,000)	\$ (2,193,000)	\$ (2,195,000)	\$ (694,516)	\$ -	\$ -	\$ -	\$ -	\$ -	\$ -	\$ -	\$ (8,461,516)
Other Capital Projects Fund 178													
Cash Receipts	\$ 1,200	\$ 1,000	\$ 800	\$ 500	\$ -	\$ -	\$ -	\$ -	\$ -	\$ -	\$ -	\$ -	\$ 3,500
Loan Proceeds	-	-	-	-	-	-	-	-	-	-	-	-	-
Transfers In (Operational & Debit)	-	-	-	-	-	-	-	-	-	-	-	-	-
Total Cash Inflows	1,200	1,000	800	500	-	-	-	-	-	-	-	-	3,500
Beg Cash Balance	1,286,785	1,227,985	978,985	729,785	480,285	-	-	-	-	-	-	-	1,286,785
Available Cash	1,287,985	1,228,985	979,785	730,285	480,285	-	-	-	-	-	-	-	1,290,285
Cash Payments	60,000	250,000	250,000	250,000	480,285	-	-	-	-	-	-	-	1,290,285
Debt Service	-	-	-	-	-	-	-	-	-	-	-	-	-
Transfers Out (PILOT, etc.)	-	-	-	-	-	-	-	-	-	-	-	-	-
Total Cash Outflows	60,000	250,000	250,000	250,000	480,285	-	-	-	-	-	-	-	1,290,285
End Balance	1,227,985	978,985	729,785	480,285	-	-	-	-	-	-	-	-	1,290,285
Cash Inflows/Outflows	\$ (58,800)	\$ (249,000)	\$ (249,200)	\$ (249,500)	\$ (480,285)	\$ -	\$ -	\$ -	\$ -	\$ -	\$ -	\$ -	\$ (1,286,785)

**Franklin County Government
Capital Improvements Program Status
Fiscal Year 2021**

Project Title: Courthouse HVAC System

Project Description: HVAC upgrade to Register of Deed's offices

Project Begin Date: 10-Jan-20

Project End Date: 26-Mar-20

Initial Loan Specifications: n/a - budgeted in County Buildings

Expenditure Status: Project is being administered by County Mayor. We lack the hall ways, and restrooms, then we can dispose of the boiler.

Project Title: Paving Solid Waste Transfer Station and Convenience Centers

Project Description: Paving of gravel transfer station and convenience centers

Project Begin Date: 1-Jul-19

Project End Date: 30-Jun-20

Initial Loan Specifications: n/a - will be budgeted in Solid Waste and County budget as needed

Expenditure Status: The County Mayor and Solid Waste Director are going to work on paving the county owned sites of convenience centers and the transfer station. They intend to take at least one site per year possibly more as funds are available. The transfer station and two convenience centers have been paved at present.

Franklin County Jail Capital Project

Project Title: Jail Addition

Project Description: Jail addition to include double inmate capacity and facility to accommodate increased inmate population adequately.

Project Begin Date: 1-Nov-17

Completion Date: 1-Sep-20

Initial Loan Specifications: \$ 16,520,000.00

Expenditure Status: 2 Bonds and 1 CON have been issued to cover this project.

**Franklin County Government
Capital Improvements Program Status
Fiscal Year 2021**

Franklin County Other Capital Projects

Project Title: Consolidated Communications, Highway & Solid Waste Equipment

Project Description: Upgrade Communications infrastructure & Equipment

Project Begin Date: 1-Jan-18

Completion Date: 30-Jun-20

Initial Loan Specifications: Bond Proceeds \$3,749,237

Expenditure Status: Commission approved a request from the Highway Commission and Solid Waste Board to fund Equipment purchases in the amount of \$2,349,237. While doing so the Commission addressed the Communications issue in rural areas by upgrading towers, repeaters, etc. Equipment is purchased, the Communications Project will be complete by 6/30/20.

Franklin County School General Fund Capital Project

Project Title: Middle School Project

Project Description: Construction & Remodel of existing two middle schools

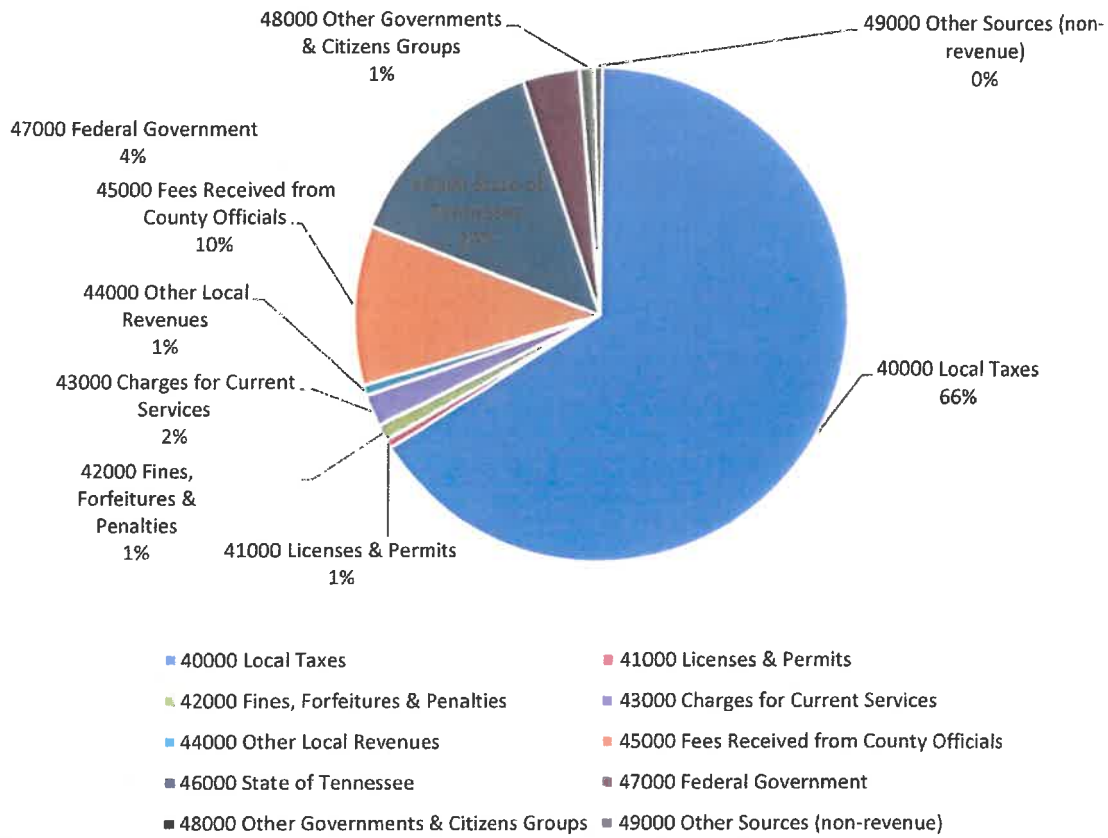
Project Begin Date: 1-Aug-18

Completion Date: 31-Dec-20

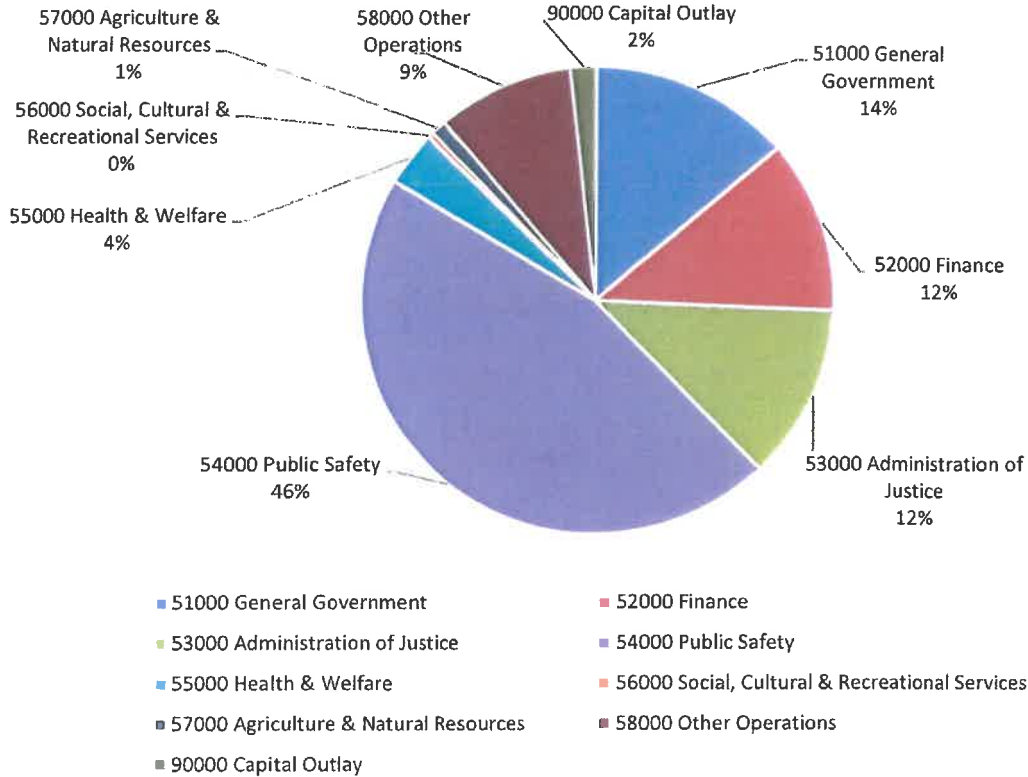
Initial Loan Specifications: Bond Proceeds \$48,077,000

Expenditure Status: Project has started and in process expected to be complete August 2020 on the middle schools and the Huntland School Gym is being renovated to include HVAC. The project is on time and has had no issues.

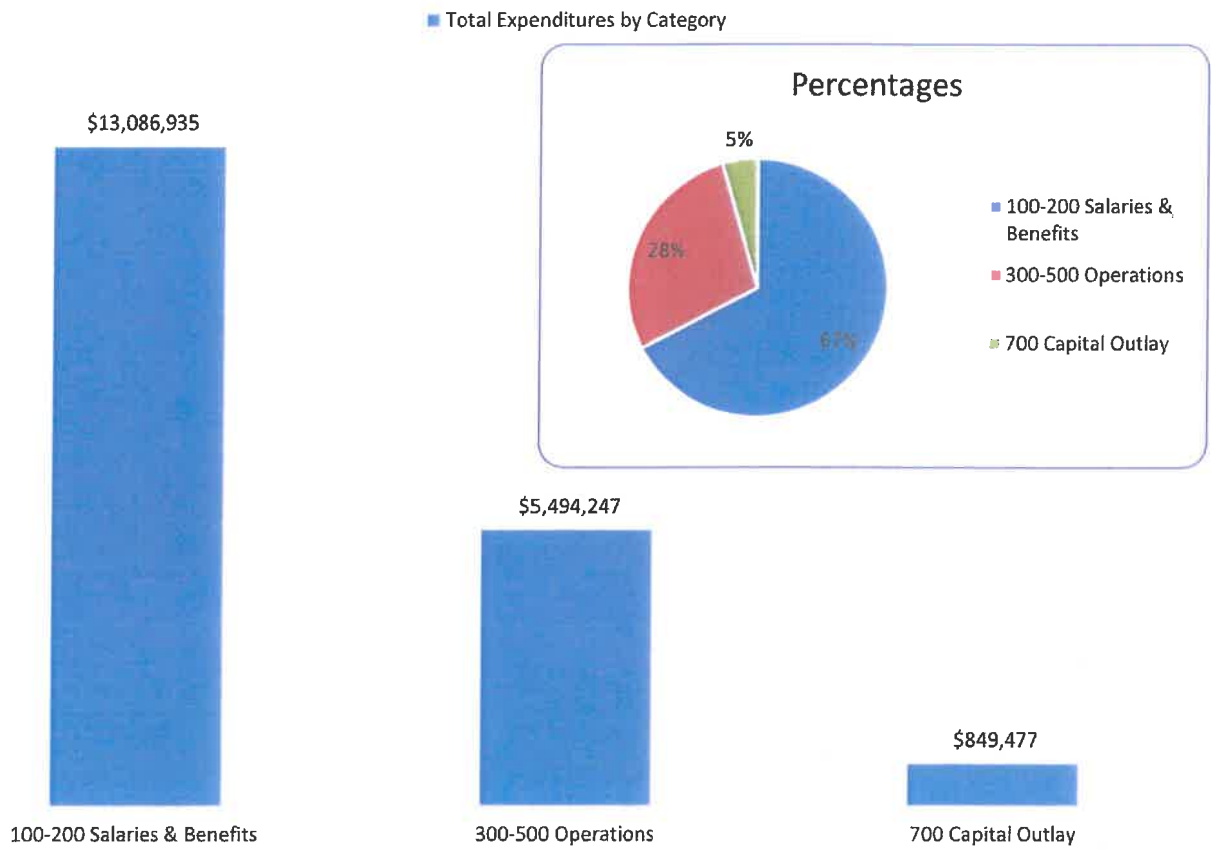
County General Revenue Sources 2020/21



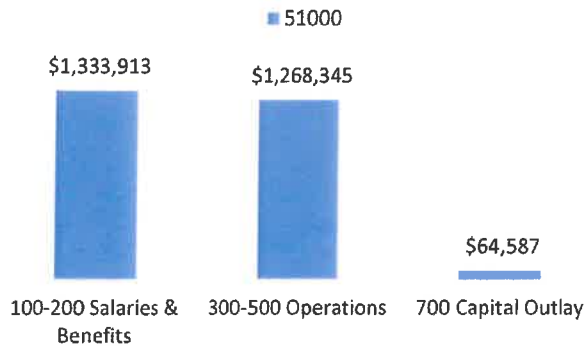
County General Expenditures 2020/21



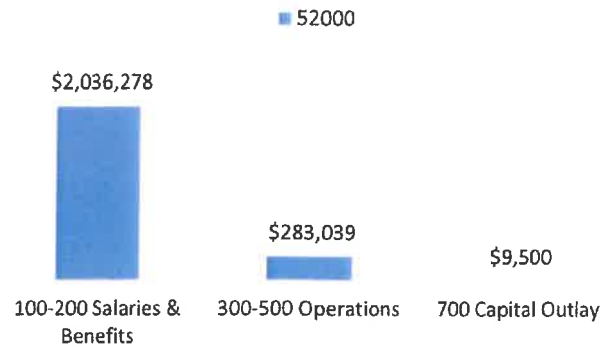
County General Expenditure Breakdown 2020/21



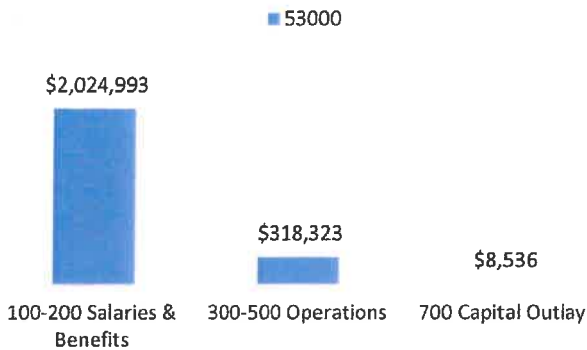
General Government Expenditures



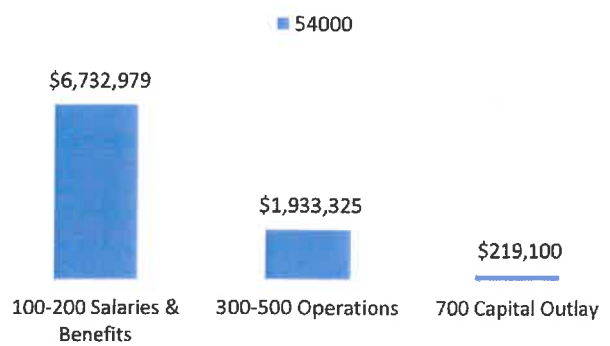
Finance Expenditures



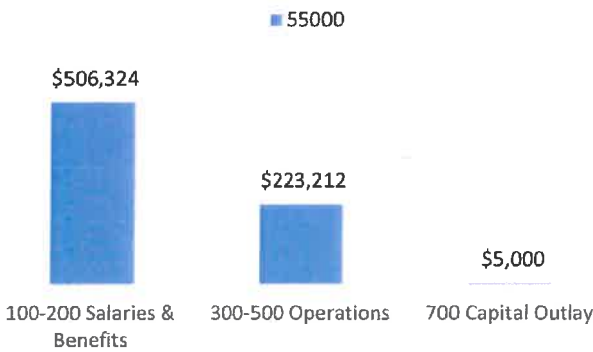
Administration of Justice



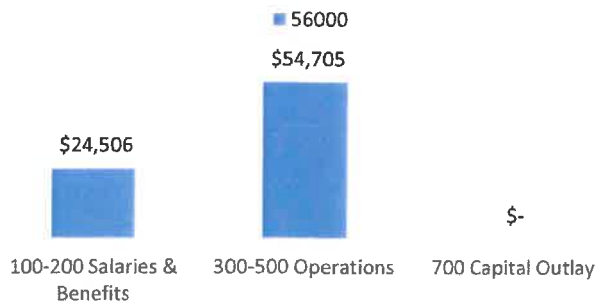
Public Safety



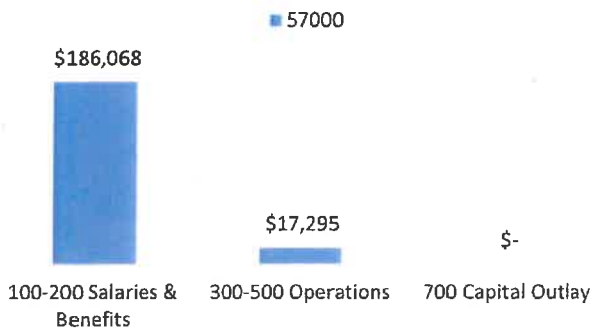
Public Health & Welfare



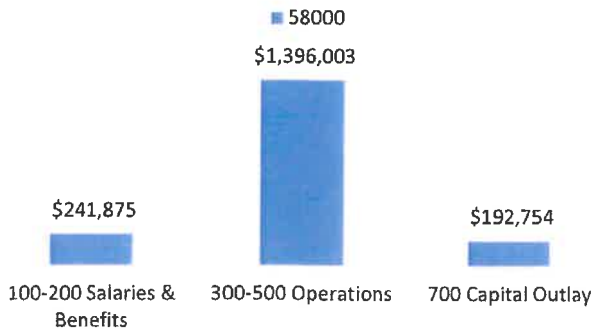
Social, Cultural & Recreational Services



Agriculture & Natural Resources



Other Operations



RESOLUTION 7C-0720

Resolution authorizing Franklin County Mayor to Execute a Service Agreement with South Central Tennessee Development District for Deadstock Removal in Franklin County, Tennessee for the Fiscal Year 2020 - 2021

Whereas, the Franklin County Legislative Body has a duty to the citizens of Franklin County, insuring public health and welfare of all; and

Whereas, the Franklin County needs to make provision to remove and dispose of its large deadstock in an appropriate way assuring public health and welfare; and


Whereas, South Central Development District has devised a consortium of surrounding counties to help keep required cost as low as possible by sharing this contract, while meeting public welfare obligations, and

Whereas, the Franklin County Commission intends to renew the annual deadstock removal agreement with South Central Tennessee Development District and the County Mayor doesn't have authority to approve said agreements without prior approval from the Franklin County legislative body,

THEREFORE, BE IT RESOLVED:

1. That the County Mayor of Franklin County is authorized to execute the above mentioned agreement on behalf of Franklin County for the FY 2020-2021.
2. That executed agreement shall be on file at the Franklin County Finance Department.

Approved at the special called meeting held on the 20th day of July, 2020.


David Alexander, Honorable County Mayor
& Commission Chair

ATTEST:


Phillip Custer, County Clerk

RESOLUTION SPONSORED BY: Eldridge & Riddle

MOTION TO ADOPT: King SECOND: Schultz


VOTES: AYES: 14 NAYS: ABSTAIN:

DECLARATION: Approved



SCTDD
101 Sam Watkins Boulevard
Mount Pleasant, TN 38474
Main Phone: 931-379-2929
Main Fax: 931-379-2640
Web: www.sctdd.org

Memorandum for 2020-2021 Budget Request

TO: Franklin County, Mayor David Alexander
FROM: Jerry L. Mansfield, Executive Director 
DATE: March 2, 2020
SUBJECT: Annual Funding Request SCTDD Dead-Stock for FY 2020-2021

Please let this memo serve as a request for Dead Stock Removal.

- The Annual Budget Request for 2020-2021 Dead Animal Stock Removal reflects a 2% increase due to increased operational cost \$65,404.

Thank you for being a loyal partner of the district over the years. Working together, I believe we can meet the challenges of the coming year and meet the programming needs.

Again, thank you for your consideration of our request.



"SCTDD is an equal opportunity provider, employer and lender."
An association of local governments advocating and promoting community development
BEDFORD • COFFEE • FRANKLIN • GILES • HICKMAN • LAWRENCE
LEWIS • LINCOLN • MAURY • MARSHALL • MOORE • PERRY • WAYNE

FRANKLIN COUNTY DEAD STOCK REMOVAL SERVICE AGREEMENT

This Dead Stock Removal Service Agreement ("Agreement") is made and entered into by and between South Central Tennessee Development District (the "District") and Franklin County, Tennessee ("County"), this 1st day of July, 2020.

- 1. For and in consideration of the sum of Sixty Five Thousand Four Hundred and Four Dollars (\$65,404), the County hereby agrees that the District appoints a Provider to provide exclusive removal and disposal services for all dead livestock within the County. This sum shall be paid as follows: either (1) a lump sum payment consisting of the balance of the contractual sum on the date of execution of this Agreement; or (2) half of the contractual sum due upon the execution of this Agreement with the remaining balance to be paid on or before April 1, 2021. For purposes of this instrument, "dead livestock" shall include all farm or domesticated animals weighing in excess of 75 pounds. Provider reserves the right to refuse service of any dead livestock only in the event that the disposal of said animal would violate Provider's agreement with the landfill or other entity accepting the carcasses for disposal.**
- 2. This agreement shall be for an initial term of twelve (12) months commencing on July 1, 2020. This agreement is the final and complete agreement between the parties and supersedes any prior agreement, oral or written. The parties will enter into good faith negotiations to extend this Agreement within thirty (30) days of the end of the term of this Agreement unless the Agreement has been otherwise terminated. In good faith both parties agree that after satisfactory performance of this short term stop-gap agreement, Provider will be allowed to compete for longer term agreements.**
- 3. Provider will provide removal service within 48 hours of notification, five days a week, excluding holidays. There is no guarantee that after hours call-in for next day pick-up can be honored; however, Provider will make every effort to accommodate late call-in requests and, in any event, will remove the carcass within the next forty-eight (48) hours. If the late call-in request cannot be accommodated, the caller will be advised during the call.**
- 4. All dead livestock shall be placed within 25 feet of gravel or paved surface to permit access without interference from any fence, building, structure or other obstacle, and accessible to a utility-type grapple vehicle. Provider will only be required to go to the specified pick up location. All locations must be generally accessible by a GPS system. Contact phone numbers must be provided at time of pick-up request.**
- 5. Dead livestock shall be ready for removal prior to Provider's arrival. Dead animals must not be submerged in water or ice, or put into inaccessible ditches or low lying landfalls. Animals must not be severely deteriorated or have other animals feasting on the carcasses.**

6. Provider will dump carcasses at Allied Waste at Middle Point Landfill in Murfreesboro, or an alternate site to be designated by District, by 3:30 p.m. each business day. If another disposal site is chosen by District and is farther from Provider's current central office than the Middle Point Landfill, the parties will negotiate a disposal surcharge to be paid to Provider to compensate Provider for the increased mileage. Provider will obtain weight tickets for all loads dumped and will provide these tickets to District on a monthly basis. In the event that Allied Waste refuses to accept the carcasses, and an alternate site is not feasible or cannot be secured, this Agreement will terminate upon written notice to County by District or Provider. In the event of a termination for the reasons set forth in this Paragraph, County's recourse/remedy shall be limited to termination of this Agreement, and the parties agree that District shall have no liability for any claims or damages resulting from such termination. County will be responsible for the cost of any services delivered prior to such a termination, but will have no further responsibility to Provider or District.
7. County residents shall remain responsible for all livestock while Provider performs its service.
8. County and/or District may terminate this Agreement due to nonperformance by Provider upon ten (10) days advance written notice to Provider.
9. The parties agree that Provider is an independent contractor, and shall not be deemed an employee of County or District. County agrees to hold the District harmless from any claims or damages caused by or related to any default and/or non-performance by Provider. Likewise, County agrees to hold the District harmless from any claims or damages caused by or related to the inability of Provider to secure a site to dispose of animal carcasses.
10. Provider shall obtain general liability insurance in an amount not less than \$1,000,000.00 per occurrence, naming both County and District as additional insured. Provider indemnifies County and District, and holds each harmless for any claim or loss which occurs during or results from the performance of Provider's duties under this agreement. Provider shall obtain worker's compensation insurance to cover its employees. Proof of any insurance required under this Agreement shall be provided upon request by any party.
11. In the event of an extraordinary event or series of events resulting in carcasses exceeding an aggregate weight of 10,000 pounds, the County will be responsible to reimburse District for all charges related to carcass disposal exceeding 10,000 pounds of aggregate weight per extraordinary event.
12. Should laws and regulations be adopted during the term of this agreement that would materially affect Provider's ability to perform these services, Provider reserves the right to renegotiate this agreement or terminate it upon 30 days advance written notice.

FRANKLIN COUNTY, TENNESSEE

By: David Alexander


Print: David Alexander

Title: County Mayor

SOUTH CENTRAL TENNESSEE DEVELOPMENT DISTRICT

By: Jerry Mansfield
Jerry Mansfield, Executive Director

CLERK'S CERTIFICATE





I, Phillip Custer, County Clerk of Franklin County, Tennessee hereby certify that the attached document is a true and correct copy of:

RESOLUTION 7c-0720 Authorizing Franklin County Mayor to Execute a Service Agreement with South Central Tennessee Development District for Deadstock Removal in Franklin County, Tennessee for the Fiscal Year 2020-2021

This document was approved at a regular session meeting of the Franklin County Board of Commissioners on July 20, 2020 and is recorded on file in my office in Commissioner's Minute Book 37.

Witness my hand and official seal, at office in Winchester, Tennessee, this the 24th day of July 2020.


Phillip Custer, County Clerk
of Franklin County, Tennessee



RESOLUTION 7d-0720

Resolution authorizing Franklin County Mayor to Execute an amendment to the Contract Obligation in Lieu of Performance Bond with the State of Tennessee permit Franklin County Sanitary Landfill # SNL260000123 with Tennessee Department of Environment & Conservation for the Fiscal Year 2020 - 2021

Whereas, the Franklin County Legislative Body has a duty to the citizens of Franklin County, insuring public health and welfare of all; and

Whereas, the Franklin County is required to make provisions to monitor & remove all liability in post closure cost of the above mentioned landfill located on State Route 16 assuring public health and welfare; and

Whereas, the State of Tennessee Department of Environment & Conservation administer all Contracts of Obligation in Lieu of Performance Bonds for such post closures of sanitary landfills and adjust for inflation annually as necessary, and

Whereas, the Franklin County Commission intends to approve the annual contract agreement with the Tennessee Department of Environment & Conservation and the County Mayor requires authority to approve and amend said contracts from the Franklin County legislative body,

THEREFORE, BE IT RESOLVED:

1. That the County Mayor of Franklin County is authorized to execute the amended above mentioned contract on behalf of Franklin County for the FY 2020-2021.
2. That executed agreement shall be on file at the Franklin County Finance Department.

Approved at the special called meeting held on the 20th day of July, 2020.


 David Alexander, Honorable County Mayor
 & Commission Chair

ATTEST:


 Phillip Custer, County Clerk

RESOLUTION SPONSORED BY: Eldridge & Riddle

MOTION TO ADOPT: Finney SECOND: Schultz

VOTES: AYES: 14 NAYS: ABSTAIN:

DECLARATION: Approved



STATE OF TENNESSEE
DEPARTMENT OF ENVIRONMENT AND CONSERVATION
 Division of Financial Assurance
 William R. Snodgrass Tennessee Tower
 312 Rosa L. Parks Ave., 10th Floor
 Nashville, TN 37243
 (615) 532-0851

June 15, 2020

The Honorable Richard Stewart
 Franklin County Mayor
 1 South Jefferson Street
 Winchester, Tennessee 37398

RE: 2020 Annual Inflation Adjustment of the Financial Assurance for the *Franklin County Sanitary Landfill*, Permit No. *SNL260000123* as required by the Regulations of the Division of Solid Waste Management

Dear Mayor Stewart:

All county and municipal "Contracts of Obligation in Lieu of Performance Bonds" must be adjusted annually for inflation by no later than the anniversary date of the issuance of the contract.

Rule Chapters 0400-12-01-.06(8) and 0400-11-01-.03(3) state that the inflation adjustment may be made by recalculating the closure and/or post-closure cost estimate in current dollars or by using an inflation factor derived from the most recent Implicit Price Deflator for the Gross National Product published by the U. S. Department of Commerce, Bureau of Economic Analysis, in its Survey of Current Business.

The staff of the Division of Financial Assurance, utilizing data published by the U. S. Department of Commerce, Bureau of Economic Analysis, has projected the inflation factor to be used for 2020 inflation adjustments as **1.80%**. The amount of your financial assurance instrument(s) from the Year 2019 must be multiplied by **1.0180**. The permitted facility and/or the Department may reserve the right to adjust this figure later based upon revised data released by the U. S. Department of Commerce, Bureau of Economic Analysis, during the year.

Effective immediately, any County or Municipal Contract of Obligation in Lieu of Performance Bond incurring an annual inflation adjustment shall not be processed by amendment until the cumulative amount of the adjustment(s) equals or exceeds TEN THOUSAND DOLLARS (\$10,000.00). This is a change from the previous threshold of Five Thousand Dollars (\$5,000.00). For example, if the inflation adjustment is \$4,000.00 in year one, \$5,000.00 in year two, and \$6,000.00 in year three, the amendment will be processed in year three when the total of adjustments exceeds \$10,000.00. We will continue to send your inflation adjustment figures annually for your records whether or not a contract amendment is required.

Please review the amount(s) for each permit listed below. If any changes or modifications to your permit(s) have occurred, please contact us as soon as you receive this letter. The due date(s) and projected amount(s) for the inflation adjustment(s) of your financial instrument(s) are as follows:

2020 Inflation Adjustment(s)

Facility Permit No.	Financial Instrument Type & No.	Financial Instrument Anniversary Due Date	Present Amount of Financial Assurance On File	Inflation Adjustment/ Increase Required	Inflation Adjustment and Allowable Post-Closure Reduction	Total Required Amount of Financial Assurance
SNL260000123	Contract	06/18/20	\$ 137,184.97	\$ 0.00	\$ 20,806.38	\$ 116,378.59

Mayor Stewart
Franklin County
June 15, 2020
Page 2

Please see the attached spreadsheets, which list in detail the amount of financial assurance required due to the 2020 annual inflation adjustment and/or post closure reduction (if applicable) for your permit(s). The spreadsheets also list the current amount of financial assurance on file for each permit.

PLEASE NOTE

If you have been advised by the TDEC Field Office that the required post-closure activities at a permitted site listed herein have not been performed to the satisfaction of the Field Office Staff, do not reduce your financial assurance instrument until the Field Office has approved the performance of the required post-closure work.

Please submit the inflation adjusted financial instrument(s) to the Division of Financial Assurance to my attention at the address listed on the letterhead as indicated above. If you have any questions, please call me at (615) 532-8571, or you may email me at Debra.Long@tn.gov.

Very Respectfully,

Debra F. Long

Debra F. Long, Financial Analyst

Enclosures: Customer Information Data Sheet, Summary Spreadsheet, Detailed Financial Assurance Information

CC: Beverly Philpot, Manager of Solid Waste Management, Columbia Field Office, TDEC

<https://www.tn.gov/environment/about-tdec/fin-financial-responsibility.html>

For Department Use Only

Effective Date: _____

**Amendment of Contract of Obligation in Lieu of Performance Bond (County)
Department of Environment and Conservation, Division of Solid Waste Management**

1. This amendment is made by the County of Franklin ("the County"), and the Tennessee Department of Environment and Conservation ("the Department") to the Contract of Obligation in Lieu of Performance Bond for proper operation and/or post-closure of the Franklin County Sanitary Landfill, Permit Number SNL260000123 entered on or about 06/18/92 ("the Contract").
2. Paragraph 3 of the Contract is amended by deleting the language in the paragraph and substituting the following language, which shall constitute Paragraph 3 of the Contract:

The total penal sum of this contract is:

\$ 116,378.59
3. Except as set forth in this amendment, or another prior amendment, the Contract is unaffected and shall continue in full force and effect in accordance with its terms. If there is any conflict between this amendment and the Contract or any earlier amendment, the terms of this amendment shall control.
4. A copy of this amendment shall be filed with the Commissioner of the Tennessee Department of Finance and Administration.
5. All signatories to this amendment warrant that they have actual authority to enter this amendment on the terms contained herein.
6. This amendment shall be effective upon signature by all parties by a person authorized to bind each party. The Department shall note the Effective Date upon all signatures.

On Behalf of the County of Franklin

Printed Name: _____

Title: _____

Date: _____

On Behalf of the Tennessee Department of Finance and Administration

Commissioner
Tennessee Department of Finance and Administration

Date: _____

On Behalf of the Tennessee Department of Environment and Conservation

David W. Salyers, P.E.
Commissioner
Tennessee Department of Environment and Conservation
Date: _____

FINANCIAL RESPONSIBILITY

CUSTOMER DATABASE

DIVISION	Solid Waste Management			Evaluated by: DFL	7/5/2018
(UST ONLY)	FUND PARTICIPANT	FUND PARTICIPANT			
	___ ELIGIBILITY ASSUMED	___ NOT FUND ELIGIBLE	___ NOT PARTICIPATING IN THE FUND		
OWNER/ OPERATOR NAME	Franklin County Landfill	Franklin County Finance Department	Franklin Co. Mayor's Off.		
ADDRESS	1 South Jefferson Street	P. O. Box 518	855 Dinah Shore Blvd.		
	Winchester, TN 37398	Winchester, TN 37398	Winchester, TN 37398		
CONTACT PERSON	Mr. Richard Stewart	Andrea L. Smith	Patricia Holt		
TITLE	Mayor (Franklin County, TN)	Finance Director	Administrative Assistant		
TELEPHONE #	(931) 967-2905	(931) 967-1279	(931) 967-2905		
FAX NUMBER		(931) 962-1473	(931) 962-0194		
CORPORATE PARENT/OWNER					
EMAIL ADDRESS	richard.stewart@franklincotn.us	andrea.smith@franklincountyfinance.com	pholt@franklincotn.us		
	MAIL Inflation Adjustment Notice				
CONTACT PERSON					
TITLE					
TELEPHONE #					
FAX NUMBER					
HW INSTALLATION ID # (EPA)					
SOLID WASTE PERMIT #	SNL260000123				
UST OWNER ID #					
COUNTY #	51				
ENVIRONMENTAL FIELD OFFICE	Columbia				
MANAGER	Beverly Philpot				
TELEPHONE #	(931) 840-4162				

Summary Sheet

Amount of Financial Assurance Required

PERMIT ID # OR FACILITY ID # (s)	AMOUNT OF CLOSURE OPERATING CONTINGENCY REQUIRED (A)	AMOUNT OF POST- CLOSURE REQUIRED (B)	AMOUNT OF 3RD PARTY LIABILITY REQUIRED (C)	AMOUNT OF CORRECTIVE ACTION REQUIRED (D)	INSTRUMENT TYPE AND ISSUE DATE (E)	ISSUING INSTITUTION (F)	TOTAL AMOUNT OF FINANCIAL ASSURANCE (G)
SNL260000123	CLOSED	\$116,378.59					\$116,378.59
						Total (A,B,C,D)	
Total Required	\$0.00	\$116,378.59	\$0.00				\$116,378.59

Amount of Financial Assurance On File

SNL 26-0123	AMOUNT OF CLOSURE OPERATING CONTINGENCY ON FILE (AA)	AMOUNT OF POST- CLOSURE ON FILE (BB)	AMOUNT OF 3RD PARTY LIABILITY ON FILE (CC)	AMOUNT OF CORRECTIVE ACTION ON FILE (DD)	INSTRUMENT TYPE AND ISSUE DATE (E)	ISSUING INSTITUTION (F)	TOTAL AMOUNT OF FINANCIAL ASSURANCE (G)
SNL260000123	CLOSED	\$137,184.97			C 6/18/92	Franklin Co	\$137,184.97
						Total (AA,BB,CC,DD)	
Total on File	\$0.00	\$137,184.97					\$137,184.97

Net amount overfunded as of 06/22/2020	-\$0.00	-\$20,806.38					-\$20,806.38
--	---------	--------------	--	--	--	--	--------------

ABBR. C - CONTRACT CB - CASHBOND, CHECK OR CASH CD - CERTIFICATE OF DEPOSIT CG-FT - CORPORATE GUARANTEE
 FINANCIAL TEST CI - CERTIFICATE OF INSURANCE FT - FINANCIAL TEST GG - GOVERNMENT GUARANTEE LC - LETTER OF CREDIT
 PB - PERFORMANCE BOND S - SECURITIES TF - TRUST FUND

Attachment 2: Calculating Financial Assurance From the Beginning To the End of the Post Closure Care Period

Facility :	Franklin County Sanitary Landfill	
Permit# :	SNL26000123	

This company closed in 1995 and is required to have 30 years of post closure care.
 At closure in 1995 the cumulative inflation adjusted total of post closure was \$438,711.57.

or

This company has not yet begun post closure. The scheme below is simply an example of how post closure financial assurance will be adjusted annually for inflation.

This example assumes that the facility closed in _____ and is required to have _____ years post closure.

At closure, the cumulative inflation adjusted post-closure amount was \$_____.00. Each successive year after closure, the post-closure amount is reduced by approximately one year's post-closure expense and the outstanding dollar amount of post-closure is adjusted for inflation.

Calculation of Post Closure With Annual Inflation Adjustments After Closure of the Waste Management Unit


EACH YEAR FOLLOWING CLOSURE (A)	ANNUAL INFLATION FACTOR (B)	SUM OF REMAINING YEARS COST OF POST CLOSURE (C)	NUMBER OF YEARS REMAINING IN POST CLOSURE (D)	APPROXIMATELY ONE YEAR REDUCTION IN POST CLOSURE COST (E)	ESTIMATED AMOUNT OF POST CLOSURE FOR REMAINING YEARS (F)	INFLATION ADJUSTMENT FOR THE REMAINING YEARS (G)	AMOUNT OF POST CLOSURE FINANCIAL ASSURANCE DUE THIS YEAR (H)
Year(row)	row27	Formula=H26	Year(s)	=C27/D27	=C27-E27	=F27*B27	=G27
1996	1.025	\$438,711.57	30	\$14,623.72	\$424,087.85	\$434,690.05	\$434,690.05
1997	1.020	\$434,690.05	29	\$14,989.31	\$419,700.74	\$428,094.75	\$428,094.75
1998	1.020	\$428,094.75	28	\$15,289.10	\$412,805.65	\$421,061.76	\$421,061.76
1999	1.010	\$421,061.76	27	\$15,594.88	\$405,466.88	\$409,521.55	\$409,521.55
2000	1.015	\$409,521.55	26	\$15,750.83	\$393,770.72	\$399,677.29	\$399,677.29
2001	1.021	\$399,677.29	25	\$15,987.09	\$383,690.19	\$391,747.69	\$391,747.69
2002	1.022	\$391,747.69	24	\$16,322.82	\$375,424.87	\$383,684.21	\$383,684.21
2003	1.011	\$383,684.21	23	\$16,681.92	\$367,002.29	\$371,039.32	\$371,039.32
2004	1.016	\$371,039.32	22	\$16,865.42	\$354,173.89	\$359,840.68	\$359,840.68
2005	1.022	\$359,840.68	21	\$17,135.27	\$342,705.41	\$350,244.93	\$350,244.93
2006	1.027	\$350,244.93	20	\$17,512.25	\$332,732.68	\$341,716.46	\$341,716.46
2007	1.030	\$341,716.46	19	\$17,985.08	\$323,731.38	\$333,443.33	\$333,443.33
2008	1.027	\$333,443.33	18	\$18,524.63	\$314,918.70	\$323,421.50	\$323,421.50
2009	1.024	\$323,421.50	17	\$19,024.79	\$304,396.71	\$311,702.23	\$311,702.23
2010	1.012	\$311,702.23	16	\$19,481.39	\$292,220.84	\$295,727.49	\$295,727.49
2011	1.010	\$295,727.49	15	\$19,715.17	\$276,012.32	\$278,772.45	\$278,772.45
2012	1.024	\$278,772.45	14	\$19,912.32	\$258,860.13	\$265,072.77	\$265,072.77
2013	1.019	\$265,072.77	13	\$20,390.21	\$244,682.56	\$249,331.53	\$249,331.53
2014	1.015	\$249,331.53	12	\$20,777.63	\$228,553.90	\$231,982.21	\$231,982.21
2015	1.0155	\$231,982.21	11	\$21,089.29	\$210,892.92	\$214,161.76	\$214,161.76

7/2/2012

6/22/2020

2016	1.0120	\$214,161.76	10	\$21,416.18	\$192,745.58	\$195,058.53	\$195,058.53
2017	1.0130	\$195,058.53	9	\$21,673.17	\$173,385.36	\$175,639.37	\$175,639.37
2018	1.0180	\$175,639.37	8	\$21,954.92	\$153,684.45	\$156,450.77	\$156,450.77
2019	1.0230	\$156,450.77	7	\$22,350.11	\$134,100.66	\$137,184.97	\$137,184.97

CLERK'S CERTIFICATE




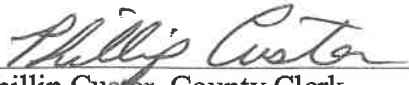
I, Phillip Custer, County Clerk of Franklin County, Tennessee hereby certify that the attached document is a true and correct copy of:

RESOLUTION 7d-0720 Authorizing Franklin County Mayor to Execute an amendment to Contract Obligation in Lieu of Performance Bond with the State of Tennessee permit Franklin County Sanitary Landfill #SNL260000123 with Tennessee Department of Environment & Conservation for the Fiscal Year 2020-2021

This document was approved at a regular session meeting of the Franklin County Board of Commissioners on July 20, 2020 and is recorded on file in my office in Commissioner's Minute Book 37.

Witness my hand and official seal, at office in Winchester, Tennessee, this the 24th day of July 2020.




Phillip Custer, County Clerk
of Franklin County, Tennessee

RESOLUTION # 7e-0720

Resolution authorizing submission of an application for a State of Tennessee Recycling Equipment Grant for FY 2020 - 2021 from the Tennessee Department of Environment & Conservation and authorizing the acceptance of said Grant.

Whereas, the Franklin County Commission intends to apply for the aforementioned Grant from the Tennessee Department of Environment & Conservation and,

Whereas, the contract for the Grant for FY 2020 -2021 will impose certain legal obligations upon Franklin County.

THEREFORE, BE IT RESOLVED:

1. That the County Mayor of Franklin County is authorized to apply on behalf of Franklin County for a State of Tennessee Environment & Conservation Grant for FY 2020 - 2021.
2. That should said application be approved by the State of Tennessee then the County Mayor of Franklin County is authorized to execute contracts or other necessary documents, which may be required to signify acceptance of the Recycle Equipment Grant for FY 2020 – 2021 by Franklin County.

Approved at the regularly meeting held on the 20th day of July, 2020.



David Alexander, Honorable County Mayor
& Commission Chair

ATTEST:



Phillip Custer, County Clerk

RESOLUTION SPONSORED BY: Eldridge & Riddle

MOTION TO ADOPT: Finney SECOND: Casey

VOTES: AYES: 14 NAYS: ABSTAIN:

DECLARATION: Approved

CLERK'S CERTIFICATE




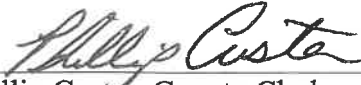
I, Phillip Custer, County Clerk of Franklin County, Tennessee hereby certify that the attached document is a true and correct copy of:

RESOLUTION 7e-0720 Authorizing submission of an application for a State of Tennessee Recycling Equipment Grant for FY 2020-2021 from the Tennessee Department of Environment & Conservation and authorizing the acceptance of said Grant

This document was approved at a regular session meeting of the Franklin County Board of Commissioners on July 20, 2020 and is recorded on file in my office in Commissioner's Minute Book 37.

Witness my hand and official seal, at office in Winchester, Tennessee, this the 24th day of July 2020.




Phillip Custer, County Clerk
of Franklin County, Tennessee

RESOLUTION # 7F-0720

Resolution authorizing submission of an application for a State of Tennessee Airport Maintenance Grant for FY 2020 - 2021 from the Tennessee Department of Transportation and authorizing the acceptance of said Grant.

Whereas, the Franklin County Commission intends to apply for the aforementioned Grant from the Tennessee Department of Transportation, and

Whereas, the contract for the Grant for FY 2020 -2021 will impose certain legal obligations upon Franklin County.

THEREFORE, BE IT RESOLVED:

1. That the County Mayor of Franklin County is authorized to apply on behalf of Franklin County for a State of Tennessee Department of Transportation Airport Maintenance Grant for FY 2020 - 2021.
2. That should said application be approved by the State of Tennessee then the County Mayor of Franklin County is authorized to execute contracts or other necessary documents, which may be required to signify acceptance of the Airport Maintenance Grant for FY 2020 – 2021 by Franklin County.

Approved at the regularly meeting held on the 20th day of July, 2020.



David Alexander, Honorable County Mayor
& Commission Chair

ATTEST:



Phillip Custer, County Clerk

RESOLUTION SPONSORED BY: Eldridge & Riddle

MOTION TO ADOPT: Hughes SECOND: Stines

VOTES: AYES: 14 NAYS: ABSTAIN:

DECLARATION: Approved

 GOVERNMENTAL GRANT CONTRACT (cost reimbursement grant contract with a federal or Tennessee local governmental entity or their agents and instrumentalities)					
Begin Date 7/1/2020		End Date 6/30/2021		Agency Tracking # 40100-14620	
Edison ID 65890				Edison Vendor ID 25	
Grantee Legal Entity Name Franklin County				Edison Vendor ID 25	
Subrecipient or Contractor <input checked="" type="checkbox"/> Subrecipient <input type="checkbox"/> Contractor		CFDA # N/A			
		Grantee's fiscal year end – June 30			
Service Caption (one line only) FY21 Airport Maintenance					
Funding —					
FY	State	Federal	Interdepartmental	Other	TOTAL Grant Contract Amount
2021	\$15,000.00				\$15,000.00
TOTAL:	\$15,000.00				\$15,000.00
Grantee Selection Process Summary					
<input checked="" type="checkbox"/> Competitive Selection		For every project, the airport owner, sponsor or educational program must submit a letter of request and an application to the Aeronautics Division. The Aeronautics Division staff reviews all project requests monthly. The review is based on the Division's established criteria and policies. The review results are presented to the Commissioner for approval. Grant award amounts will be based upon available funds and the amount requested, and such funding will be continued in order of application approval.			
<input type="checkbox"/> Non-competitive Selection		Describe the reasons for a non-competitive grantee selection process.			
Budget Officer Confirmation: There is a balance in the appropriation from which obligations hereunder are required to be paid that is not already encumbered to pay other obligations.				<i>CPO USE - GG</i>	
Speed Chart (optional)		Account Code (optional) 71301			

VENDOR ADDRESS: 5

LOCATION CODE: WINCHE-021

**GRANT CONTRACT
BETWEEN THE STATE OF TENNESSEE,
DEPARTMENT OF TRANSPORTATION
AND
FRANKLIN COUNTY**

This grant contract ("Grant Contract"), by and between the State of Tennessee, Department of Transportation, hereinafter referred to as the "State" or the "Grantor State Agency" and Franklin County, hereinafter referred to as the "Grantee," is for the provision of maintenance, as further defined in the "SCOPE OF SERVICES AND DELIVERABLES."

Grantee Edison Vendor ID # 25

A. SCOPE OF SERVICES AND DELIVERABLES:

- A.1. The Grantee shall provide the scope of services and deliverables ("Scope") as required, described, and detailed in this Grant Contract.
- A.2. The purpose of this grant shall be to provide financial assistance to a publicly-owned airport. Pursuant to the provisions of Tennessee Code Annotated 42-2-23, assistance shall be for eligible maintenance work items or improvements as described but not limited to as shown in **Attachment One**. The Grantee shall provide a five percent (5%) participation of actual costs.

B. TERM OF CONTRACT:

- B.1. This Grant Contract shall be effective on **July 1st, 2020** ("Effective Date") and extend for a period of **twelve (12) months** after the Effective Date ("Term"). The State shall have no obligation to the Grantee for fulfillment of the Scope outside the Term.

C. PAYMENT TERMS AND CONDITIONS:

- C.1. Maximum Liability. In no event shall the maximum liability of the State under this Grant Contract exceed **Fifteen Thousand Dollars and Zero Cents (\$15,000.00)** ("Maximum Liability"). The Grant Budget, attached and incorporated as **Attachment Two** is the maximum amount due the Grantee under this Grant Contract. The Grant Budget line-items include, but are not limited to, all applicable taxes, fees, overhead, and all other direct and indirect costs incurred or to be incurred by the Grantee.
- C.2. Compensation Firm. The Maximum Liability of the State is not subject to escalation for any reason unless amended. The Grant Budget amounts are firm for the duration of the Grant Contract and are not subject to escalation for any reason unless amended, except as provided in Section C.6.
- C.3. Payment Methodology. The Grantee shall be reimbursed for actual, reasonable, and necessary costs based upon the Grant Budget, not to exceed the Maximum Liability established in Section C.1. Upon progress toward the completion of the Scope, as described in Section A of this Grant Contract, the Grantee shall submit invoices prior to any reimbursement of allowable costs.
- C.4. Travel Compensation. Reimbursement to the Grantee for travel, meals, or lodging shall be subject to amounts and limitations specified in the "State Comprehensive Travel Regulations," as they are amended from time to time, and shall be contingent upon and limited by the Grant Budget funding for said reimbursement.
- C.5. Invoice Requirements. The Grantee shall invoice the State no more often than monthly, with all necessary supporting documentation, and present such to:

Department of Transportation-Aeronautics Division
<https://tndot.blackcatgrants.com>

- a. Each invoice shall clearly and accurately detail all of the following required information (calculations must be extended and totaled correctly).
- (1) Invoice/Reference Number (assigned by the Grantee).
 - (2) Invoice Date.
 - (3) Invoice Period (to which the reimbursement request is applicable).
 - (4) Grant Contract Number (assigned by the State).
 - (5) Grantor: Department of Transportation-Aeronautics Division.
 - (6) Grantor Number (assigned by the Grantee to the above-referenced Grantor).
 - (7) Grantee Name.
 - (8) Grantee Tennessee Edison Registration ID Number Referenced in Preamble of this Grant Contract.
 - (9) Grantee Remittance Address.
 - (10) Grantee Contact for Invoice Questions (name, phone, or fax).
 - (11) Itemization of Reimbursement Requested for the Invoice Period— it must detail, at minimum, all of the following:
 - i. The amount requested by Grant Budget line-item (including any travel expenditure reimbursement requested and for which documentation and receipts, as required by "State Comprehensive Travel Regulations," are attached to the invoice).
 - ii. The amount reimbursed by Grant Budget line-item to date.
 - iii. The total amount reimbursed under the Grant Contract to date.
 - iv. The total amount requested (all line-items) for the Invoice Period.
- b. The Grantee understands and agrees to all of the following.
- (1) An invoice under this Grant Contract shall include only reimbursement requests for actual, reasonable, and necessary expenditures required in the delivery of service described by this Grant Contract and shall be subject to the Grant Budget and any other provision of this Grant Contract relating to allowable reimbursements.
 - (2) An invoice under this Grant Contract shall not include any reimbursement request for future expenditures.
 - (3) An invoice under this Grant Contract shall initiate the timeframe for reimbursement only when the State is in receipt of the invoice, and the invoice meets the minimum requirements of this section C.5.
 - (4) An invoice under this Grant Contract shall be presented to the State within sixty (60) days after the end of the calendar month in which the subject costs were incurred or services were rendered by the Grantee. An invoice submitted more than sixty (60) days after such date will NOT be paid. The State will not deem such Grantee costs to be allowable and reimbursable by the State unless, at the sole discretion of the State, the failure to submit a timely invoice is warranted. The Grantee shall submit a special, written request for reimbursement with any such untimely invoice. The request must detail the reason the invoice is untimely as well as the Grantee's plan for submitting future invoices as required, and it must be signed by a Grantee agent that would be authorized to sign this Grant Contract.

C.6. Budget Line-items. Expenditures, reimbursements, and payments under this Grant Contract shall adhere to the Grant Budget. The Grantee may vary from a Grant Budget line-item amount by up to one percent (1%) of the line-item amount, provided that any increase is off-set by an equal

reduction of other line-item amount(s) such that the net result of variances shall not increase the total Grant Contract amount detailed by the Grant Budget. Any increase in the Grant Budget, grand total amounts shall require an amendment of this Grant Contract.

- C.7. Disbursement Reconciliation and Close Out. The Grantee shall submit any final invoice and a grant disbursement reconciliation report within sixty (60) days of the Grant Contract end date, in form and substance acceptable to the State.
- a. If total disbursements by the State pursuant to this Grant Contract exceed the amounts permitted by the section C, payment terms and conditions of this Grant Contract, the Grantee shall refund the difference to the State. The Grantee shall submit the refund with the final grant disbursement reconciliation report.
 - b. The State shall not be responsible for the payment of any invoice submitted to the State after the grant disbursement reconciliation report. The State will not deem any Grantee costs submitted for reimbursement after the grant disbursement reconciliation report to be allowable and reimbursable by the State, and such invoices will NOT be paid.
 - c. The Grantee's failure to provide a final grant disbursement reconciliation report to the State as required by this Grant Contract shall result in the Grantee being deemed ineligible for reimbursement under this Grant Contract, and the Grantee shall be required to refund any and all payments by the State pursuant to this Grant Contract.
 - d. The Grantee must close out its accounting records at the end of the Term in such a way that reimbursable expenditures and revenue collections are NOT carried forward.
- C.8. Indirect Cost. Should the Grantee request reimbursement for indirect costs, the Grantee must submit to the State a copy of the indirect cost rate approved by the cognizant federal agency or the cognizant state agency, as applicable. The Grantee will be reimbursed for indirect costs in accordance with the approved indirect cost rate and amounts and limitations specified in the attached Grant Budget. Once the Grantee makes an election and treats a given cost as direct or indirect, it must apply that treatment consistently and may not change during the Term. Any changes in the approved indirect cost rate must have prior approval of the cognizant federal agency or the cognizant state agency, as applicable. If the indirect cost rate is provisional during the Term, once the rate becomes final, the Grantee agrees to remit any overpayment of funds to the State, and subject to the availability of funds the State agrees to remit any underpayment to the Grantee.
- C.9. Cost Allocation. If any part of the costs to be reimbursed under this Grant Contract are joint costs involving allocation to more than one program or activity, such costs shall be allocated and reported in accordance with the provisions of Department of Finance and Administration Policy Statement 03 or any amendments or revisions made to this policy statement during the Term.
- C.10. Payment of Invoice. A payment by the State shall not prejudice the State's right to object to or question any reimbursement, invoice, or related matter. A payment by the State shall not be construed as acceptance of any part of the work or service provided or as approval of any amount as an allowable cost.
- C.11. Non-allowable Costs. Any amounts payable to the Grantee shall be subject to reduction for amounts included in any invoice or payment that are determined by the State, on the basis of audits or monitoring conducted in accordance with the terms of this Grant Contract, to constitute unallowable costs.
- C.12. State's Right to Set Off. The State reserves the right to set off or deduct from amounts that are or shall become due and payable to the Grantee under this Grant Contract or under any other

agreement between the Grantee and the State of Tennessee under which the Grantee has a right to receive payment from the State.

C.13. Prerequisite Documentation. The Grantee shall not invoice the State under this Grant Contract until the State has received the following, properly completed documentation.

- a. The Grantee shall complete, sign, and return to the State an "Authorization Agreement for Automatic Deposit (ACH Credits) Form" provided by the State. By doing so, the Grantee acknowledges and agrees that, once this form is received by the State, all payments to the Grantee under this or any other grant contract will be made by automated clearing house ("ACH").
- b. The Grantee shall complete, sign, and return to the State the State-provided W-9 form. The taxpayer identification number on the W-9 form must be the same as the Grantee's Federal Employer Identification Number or Social Security Number referenced in the Grantee's Edison registration information.

D. STANDARD TERMS AND CONDITIONS:

- D.1. Required Approvals. The State is not bound by this Grant Contract until it is signed by the parties and approved by appropriate officials in accordance with applicable Tennessee laws and regulations (depending upon the specifics of this Grant Contract, the officials may include, but are not limited to, the Commissioner of Finance and Administration, the Commissioner of Human Resources, and the Comptroller of the Treasury).
- D.2. Modification and Amendment. This Grant Contract may be modified only by a written amendment signed by all parties and approved by the officials who approved the Grant Contract and, depending upon the specifics of the Grant Contract as amended, any additional officials required by Tennessee laws and regulations (the officials may include, but are not limited to, the Commissioner of Finance and Administration, the Commissioner of Human Resources, and the Comptroller of the Treasury).
- D.3. Termination for Convenience. The State may terminate this Grant Contract without cause for any reason. A termination for convenience shall not be a breach of this Grant Contract by the State. The State shall give the Grantee at least thirty (30) days written notice before the effective termination date. The Grantee shall be entitled to compensation for authorized expenditures and satisfactory services completed as of the termination date, but in no event shall the State be liable to the Grantee for compensation for any service that has not been rendered. The final decision as to the amount for which the State is liable shall be determined by the State. The Grantee shall not have any right to any actual general, special, incidental, consequential, or any other damages whatsoever of any description or amount for the State's exercise of its right to terminate for convenience.
- D.4. Termination for Cause. If the Grantee fails to properly perform its obligations under this Grant Contract, or if the Grantee violates any terms of this Grant Contract, the State shall have the right to immediately terminate this Grant Contract and withhold payments in excess of fair compensation for completed services. Notwithstanding the exercise of the State's right to terminate this Grant Contract for cause, the Grantee shall not be relieved of liability to the State for damages sustained by virtue of any breach of this Grant Contract by the Grantee.
- D.5. Subcontracting. The Grantee shall not assign this Grant Contract or enter into a subcontract for any of the services performed under this Grant Contract without obtaining the prior written approval of the State. If such subcontracts are approved by the State, each shall contain, at a minimum, sections of this Grant Contract pertaining to "Conflicts of Interest," "Lobbying," "Nondiscrimination," "Public Accountability," "Public Notice," and "Records" (as identified by the

section headings). Notwithstanding any use of approved subcontractors, the Grantee shall remain responsible for all work performed.

- D.6. Conflicts of Interest. The Grantee warrants that no part of the total Grant Contract Amount shall be paid directly or indirectly to an employee or official of the State of Tennessee as wages, compensation, or gifts in exchange for acting as an officer, agent, employee, subcontractor, or consultant to the Grantee in connection with any work contemplated or performed relative to this Grant Contract.
- D.7. Lobbying. The Grantee certifies, to the best of its knowledge and belief, that:
- a. No federally appropriated funds have been paid or will be paid, by or on behalf of the undersigned, to any person for influencing or attempting to influence an officer or employee of an agency, a Member of Congress, an officer or employee of Congress, or an employee of a Member of Congress in connection with the awarding of any federal contract, the making of any federal grant, the making of any federal loan, the entering into of any cooperative agreement, and the extension, continuation, renewal, amendment, or modification of any federal contract, grant, loan, or cooperative agreement.
 - b. If any funds other than federally appropriated funds have been paid or will be paid to any person for influencing or attempting to influence an officer or employee of any agency, a Member of Congress, an officer or employee of Congress, or an employee of a Member of Congress in connection with this contract, grant, loan, or cooperative agreement, the Grantee shall complete and submit Standard Form-LLL, "Disclosure of Lobbying Activities," in accordance with its instructions.
 - c. The Grantee shall require that the language of this certification be included in the award documents for all sub-awards at all tiers (including subcontracts, sub-grants, and contracts under grants, loans, and cooperative agreements) and that all subrecipients shall certify and disclose accordingly.

This certification is a material representation of fact upon which reliance was placed when this transaction was made or entered into and is a prerequisite for making or entering into this transaction imposed by 31 U.S.C. § 1352.

- D.8. Communications and Contacts. All instructions, notices, consents, demands, or other communications required or contemplated by this Grant Contract shall be in writing and shall be made by certified, first class mail, return receipt requested and postage prepaid, by overnight courier service with an asset tracking system, or by email or facsimile transmission with recipient confirmation. All communications, regardless of method of transmission, shall be addressed to the respective party as set out below:

The State:

Ryan Traversa
Transportation Program Supervisor
7335 Centennial Boulevard
Nashville, TN 37209
Telephone: 615-741-3208
Email: Ryan.Traversa@tn.gov

The Grantee:

David Alexander, County Mayor
Franklin County
County Courthouse
Room 1, Main Floor
Winchester, TN 37398
Email: dalexander@franklincotn.us
Telephone # 931-967-2905

A change to the above contact information requires written notice to the person designated by the other party to receive notice.

All instructions, notices, consents, demands, or other communications shall be considered effectively given upon receipt or recipient confirmation as may be required.

- D.9. Subject to Funds Availability. This Grant Contract is subject to the appropriation and availability of State or Federal funds. In the event that the funds are not appropriated or are otherwise unavailable, the State reserves the right to terminate this Grant Contract upon written notice to the Grantee. The State's right to terminate this Grant Contract due to lack of funds is not a breach of this Grant Contract by the State. Upon receipt of the written notice, the Grantee shall cease all work associated with the Grant Contract. Should such an event occur, the Grantee shall be entitled to compensation for all satisfactory and authorized services completed as of the termination date. Upon such termination, the Grantee shall have no right to recover from the State any actual, general, special, incidental, consequential, or any other damages whatsoever of any description or amount.
- D.10. Nondiscrimination. The Grantee hereby agrees, warrants, and assures that no person shall be excluded from participation in, be denied benefits of, or be otherwise subjected to discrimination in the performance of this Grant Contract or in the employment practices of the Grantee on the grounds of handicap or disability, age, race, color, religion, sex, national origin, or any other classification protected by federal, Tennessee state constitutional, or statutory law. The Grantee shall, upon request, show proof of nondiscrimination and shall post in conspicuous places, available to all employees and applicants, notices of nondiscrimination.
- D.11. HIPAA Compliance. The State and the Grantee shall comply with obligations under the Health Insurance Portability and Accountability Act of 1996 (HIPAA), Health Information Technology for Economic and Clinical Health Act (HITECH) and any other relevant laws and regulations regarding privacy (collectively the "Privacy Rules"). The obligations set forth in this Section shall survive the termination of this Grant Contract.
- a. The Grantee warrants to the State that it is familiar with the requirements of the Privacy Rules and will comply with all applicable HIPAA requirements in the course of this Grant Contract.
 - b. The Grantee warrants that it will cooperate with the State, including cooperation and coordination with State privacy officials and other compliance officers required by the Privacy Rules, in the course of performance of this Grant Contract so that both parties will be in compliance with the Privacy Rules.
 - c. The State and the Grantee will sign documents, including but not limited to business associate agreements, as required by the Privacy Rules and that are reasonably necessary to keep the State and the Grantee in compliance with the Privacy Rules. This

provision shall not apply if information received by the State under this Grant Contract is NOT "protected health information" as defined by the Privacy Rules, or if the Privacy Rules permit the State to receive such information without entering into a business associate agreement or signing another such document.

- D.12. Public Accountability. If the Grantee is subject to Tenn. Code Ann. § 8-4-401 *et seq.*, or if this Grant Contract involves the provision of services to citizens by the Grantee on behalf of the State, the Grantee agrees to establish a system through which recipients of services may present grievances about the operation of the service program. The Grantee shall also display in a prominent place, located near the passageway through which the public enters in order to receive Grant supported services, a sign at least eleven inches (11") in height and seventeen inches (17") in width stating:

NOTICE: THIS AGENCY IS A RECIPIENT OF TAXPAYER FUNDING. IF YOU OBSERVE AN AGENCY DIRECTOR OR EMPLOYEE ENGAGING IN ANY ACTIVITY WHICH YOU CONSIDER TO BE ILLEGAL, IMPROPER, OR WASTEFUL, PLEASE CALL THE STATE COMPTROLLER'S TOLL-FREE HOTLINE: 1-800-232-5454.

The sign shall be on the form prescribed by the Comptroller of the Treasury. The Grantor State Agency shall obtain copies of the sign from the Comptroller of the Treasury, and upon request from the Grantee, provide Grantee with any necessary signs.

- D.13. Public Notice. All notices, informational pamphlets, press releases, research reports, signs, and similar public notices prepared and released by the Grantee in relation to this Grant Contract shall include the statement, "This project is funded under a grant contract with the State of Tennessee." All notices by the Grantee in relation to this Grant Contract shall be approved by the State.
- D.14. Licensure. The Grantee, its employees, and any approved subcontractor shall be licensed pursuant to all applicable federal, state, and local laws, ordinances, rules, and regulations and shall upon request provide proof of all licenses.
- D.15. Records. The Grantee and any approved subcontractor shall maintain documentation for all charges under this Grant Contract. The books, records, and documents of the Grantee and any approved subcontractor, insofar as they relate to work performed or money received under this Grant Contract, shall be maintained in accordance with applicable Tennessee law. In no case shall the records be maintained for a period of less than five (5) full years from the date of the final payment. The Grantee's records shall be subject to audit at any reasonable time and upon reasonable notice by the Grantor State Agency, the Comptroller of the Treasury, or their duly appointed representatives.

The records shall be maintained in accordance with Governmental Accounting Standards Board (GASB) Accounting Standards or the Financial Accounting Standards Board (FASB) Accounting Standards Codification, as applicable, and any related AICPA Industry Audit and Accounting guides.

In addition, documentation of grant applications, budgets, reports, awards, and expenditures will be maintained in accordance with U.S. Office of Management and Budget's *Uniform Administrative Requirements, Cost Principles, and Audit Requirements for Federal Awards*.

Grant expenditures shall be made in accordance with local government purchasing policies and procedures and purchasing procedures for local governments authorized under state law.

The Grantee shall also comply with any recordkeeping and reporting requirements prescribed by the Tennessee Comptroller of the Treasury.

The Grantee shall establish a system of internal controls that utilize the COSO Internal Control - Integrated Framework model as the basic foundation for the internal control system. The Grantee

shall incorporate any additional Comptroller of the Treasury directives into its internal control system.

Any other required records or reports which are not contemplated in the above standards shall follow the format designated by the head of the Grantor State Agency, the Central Procurement Office, or the Commissioner of Finance and Administration of the State of Tennessee.

- D.16. Monitoring. The Grantee's activities conducted and records maintained pursuant to this Grant Contract shall be subject to monitoring and evaluation by the State, the Comptroller of the Treasury, or their duly appointed representatives.
- D.17. Progress Reports. The Grantee shall submit brief, periodic, progress reports to the State as requested.
- D.18. Annual and Final Reports. Grantee shall submit one of the following for Grant amounts greater than Two Thousand dollars (\$2,000.00) but less than Ten Thousand dollars (\$10,000.00): Grants with a term of only one (1) year – Grantee shall submit a final report within three (3) months of the Effective Date. Grants with a term more than one (1) year, the Grantee shall submit annual and final reports to the Grantor State Agency and the Department of Finance and Administration ("F&A"). Send electronic copies of annual and final reports to F&A at fa.audit@tn.gov. At minimum, annual and final reports shall include: (a) the Grantee's name; (b) the Grant Contract's Edison identification number, Term, and total amount; (c) a narrative section that describes the program's goals, outcomes, successes and setbacks, whether the Grantee used benchmarks or indicators to determine progress, and whether any proposed activities were not completed; and (d) other relevant details requested by the Grantor State Agency. Annual and final report documents to be completed by the Grantee shall appear on the Grantor State Agency's website or as an attachment to the Grant Contract.
- D.19. Audit Report. The Grantee shall be audited in accordance with applicable Tennessee law. If the Grantee is subject to an audit under this provision, then the Grantee shall complete **Attachment Three**.
When a federal single audit is required, the audit shall be performed in accordance with U.S. Office of Management and Budget's *Uniform Administrative Requirements, Cost Principles, and Audit Requirements for Federal Awards*.
A copy of the audit report shall be provided to the Comptroller by the licensed, independent public accountant. Audit reports shall be made available to the public.
- D.20. Procurement. If other terms of this Grant Contract allow reimbursement for the cost of goods, materials, supplies, equipment, or contracted services, such procurement shall be made on a competitive basis, including the use of competitive bidding procedures, where practical. The Grantee shall maintain documentation for the basis of each procurement for which reimbursement is paid pursuant to this Grant Contract. In each instance where it is determined that use of a competitive procurement method is not practical, supporting documentation shall include a written justification for the decision and for use of a non-competitive procurement. If the Grantee is a subrecipient, the Grantee shall comply with 2 C.F.R. §§ 200.317—200.326 when procuring property and services under a federal award.

The Grantee shall obtain prior approval from the State before purchasing any equipment under this Grant Contract.

For purposes of this Grant Contract, the term "equipment" shall include any article of nonexpendable, tangible, personal property having a useful life of more than one year and an acquisition cost which equals or exceeds five thousand dollars (\$5,000.00).

- D.21. Strict Performance. Failure by any party to this Grant Contract to insist in any one or more cases upon the strict performance of any of the terms, covenants, conditions, or provisions of this Grant Contract is not a waiver or relinquishment of any term, covenant, condition, or provision. No term or condition of this Grant Contract shall be held to be waived, modified, or deleted except by a written amendment signed by the parties.
- D.22. Independent Contractor. The parties shall not act as employees, partners, joint venturers, or associates of one another in the performance of this Grant Contract. The parties acknowledge that they are independent contracting entities and that nothing in this Grant Contract shall be construed to create a principal/agent relationship or to allow either to exercise control or direction over the manner or method by which the other transacts its business affairs or provides its usual services. The employees or agents of one party shall not be deemed or construed to be the employees or agents of the other party for any purpose whatsoever.
- D.23. Limitation of State's Liability. The State shall have no liability except as specifically provided in this Grant Contract. In no event will the State be liable to the Grantee or any other party for any lost revenues, lost profits, loss of business, loss of grant funding, decrease in the value of any securities or cash position, time, money, goodwill, or any indirect, special, incidental, punitive, exemplary or consequential damages of any nature, whether based on warranty, contract, statute, regulation, tort (including but not limited to negligence), or any other legal theory that may arise under this Grant Contract or otherwise. The State's total liability under this Grant Contract (including any exhibits, schedules, amendments or other attachments to the Contract) or otherwise shall under no circumstances exceed the Maximum Liability originally established in Section C.1 of this Grant Contract. This limitation of liability is cumulative and not per incident.
- D.24. Force Majeure. "Force Majeure Event" means fire, flood, earthquake, elements of nature or acts of God, wars, riots, civil disorders, rebellions or revolutions, acts of terrorism or any other similar cause beyond the reasonable control of the party except to the extent that the non-performing party is at fault in failing to prevent or causing the default or delay, and provided that the default or delay cannot reasonably be circumvented by the non-performing party through the use of alternate sources, workaround plans or other means. A strike, lockout or labor dispute shall not excuse either party from its obligations under this Grant Contract. Except as set forth in this Section, any failure or delay by a party in the performance of its obligations under this Grant Contract arising from a Force Majeure Event is not a default under this Grant Contract or grounds for termination. The non-performing party will be excused from performing those obligations directly affected by the Force Majeure Event, and only for as long as the Force Majeure Event continues, provided that the party continues to use diligent, good faith efforts to resume performance without delay. The occurrence of a Force Majeure Event affecting Grantee's representatives, suppliers, subcontractors, customers or business apart from this Grant Contract is not a Force Majeure Event under this Grant Contract. Grantee will promptly notify the State of any delay caused by a Force Majeure Event (to be confirmed in a written notice to the State within one (1) day of the inception of the delay) that a Force Majeure Event has occurred, and will describe in reasonable detail the nature of the Force Majeure Event. If any Force Majeure Event results in a delay in Grantee's performance longer than forty-eight (48) hours, the State may, upon notice to Grantee: (a) cease payment of the fees until Grantee resumes performance of the affected obligations; or (b) immediately terminate this Grant Contract or any purchase order, in whole or in part, without further payment except for fees then due and payable. Grantee will not increase its charges under this Grant Contract or charge the State any fees other than those provided for in this Grant Contract as the result of a Force Majeure Event.
- D.25. Tennessee Department of Revenue Registration. The Grantee shall comply with all applicable registration requirements contained in Tenn. Code Ann. §§ 67-6-601 – 608. Compliance with applicable registration requirements is a material requirement of this Grant Contract.
- D.26. RESERVED

D.27. State Interest in Equipment or Motor Vehicles. The Grantee shall take legal title to all equipment or motor vehicles purchased totally or in part with funds provided under this Grant Contract, subject to the State's equitable interest therein, to the extent of its *pro rata* share, based upon the State's contribution to the purchase price. The term "equipment" shall include any article of nonexpendable, tangible, personal property having a useful life of more than one year and an acquisition cost which equals or exceeds five thousand dollars (\$5,000.00). The term "motor vehicle" shall include any article of tangible personal property that is required to be registered under the "Tennessee Motor Vehicle Title and Registration Law", Tenn. Code Ann. Title 55, Chapters 1-6.

As authorized by the Tennessee Uniform Commercial Code, Tenn. Code Ann. Title 47, Chapter 9 and the "Tennessee Motor Vehicle Title and Registration Law," Tenn. Code Ann. Title 55, Chapters 1-6, the parties intend this Grant Contract to create a security interest in favor of the State in the equipment or motor vehicles acquired by the Grantee pursuant to the provisions of this Grant Contract. A further intent of this Grant Contract is to acknowledge and continue the security interest in favor of the State in the equipment or motor vehicles acquired by the Grantee pursuant to the provisions of this program's prior year Grant Contracts between the State and the Grantee.

The Grantee grants the State a security interest in all equipment or motor vehicles acquired in whole or in part by the Grantee under this Grant Contract. This Grant Contract is intended to be a security agreement pursuant to the Uniform Commercial Code for any of the equipment or motor vehicles herein specified which, under applicable law, may be subject to a security interest pursuant to the Uniform Commercial Code, and the Grantee hereby grants the State a security interest in said equipment or motor vehicles. The Grantee agrees that the State may file this Grant Contract or a reproduction thereof, in any appropriate office, as a financing statement for any of the equipment or motor vehicles herein specified. Any reproduction of this or any other security agreement or financing statement shall be sufficient as a financing statement. In addition, the Grantee agrees to execute and deliver to the State, upon the State's request, any financing statements, as well as extensions, renewals, and amendments thereof, and reproduction of this Grant Contract in such form as the State may require to perfect a security interest with respect to said equipment or motor vehicles. The Grantee shall pay all costs of filing such financing statements and any extensions, renewals, amendments and releases thereof, and shall pay all reasonable costs and expenses of any record searches for financing statements the State may reasonably require. Without the prior written consent of the State, the Grantee shall not create or suffer to be created pursuant to the Uniform Commercial Code any other security interest in said equipment or motor vehicles, including replacements and additions thereto. Upon the Grantee's breach of any covenant or agreement contained in this Grant Contract, including the covenants to pay when due all sums secured by this Grant Contract, the State shall have the remedies of a secured party under the Uniform Commercial Code and, at the State's option, may also invoke the remedies herein provided.

The Grantee agrees to be responsible for the accountability, maintenance, management, and inventory of all property purchased totally or in part with funds provided under this Grant Contract. The Grantee shall maintain a perpetual inventory system for all equipment or motor vehicles purchased with funds provided under this Grant Contract and shall submit an inventory control report which must include, at a minimum, the following:

- a. Description of the equipment or motor vehicles;
- b. Vehicle identification number;
- c. Manufacturer's serial number or other identification number, when applicable;
- d. Acquisition date, cost, and check number;
- e. Fund source, State Grant number, or other applicable fund source identification;
- f. Percentage of state funds applied to the purchase;
- g. Location within the Grantee's operations where the equipment or motor vehicles is used;
- h. Condition of the property or disposition date if Grantee no longer has possession;

- i. Depreciation method, if applicable; and
- j. Monthly depreciation amount, if applicable.

The Grantee shall tag equipment or motor vehicles with an identification number which is cross referenced to the equipment or motor vehicle item on the inventory control report. The Grantee shall inventory equipment or motor vehicles annually. The Grantee must compare the results of the inventory with the inventory control report and investigate any differences. The Grantee must then adjust the inventory control report to reflect the results of the physical inventory and subsequent investigation.

The Grantee shall submit its inventory control report of all equipment or motor vehicles purchased with funding through this Grant Contract within thirty (30) days of its end date and in form and substance acceptable to the State. This inventory control report shall contain, at a minimum, the requirements specified above for inventory control. The Grantee shall notify the State, in writing, of any equipment or motor vehicle loss describing the reasons for the loss. Should the equipment or motor vehicles be destroyed, lost, or stolen, the Grantee shall be responsible to the State for the *pro rata* amount of the residual value at the time of loss based upon the State's original contribution to the purchase price.

Upon termination of the Grant Contract, where a further contractual relationship is not entered into, or at another time during the term of the Grant Contract, the Grantee shall request written approval from the State for any proposed disposition of equipment or motor vehicles purchased with Grant funds. All equipment or motor vehicles shall be disposed of in such a manner as the parties may agree from among alternatives approved by the Tennessee Department of General Services as appropriate and in accordance with any applicable federal laws or regulations.

- D.28. State and Federal Compliance. The Grantee shall comply with all applicable state and federal laws and regulations in the performance of this Grant Contract. The U.S. Office of Management and Budget's Administrative Requirements, Cost Principles, and Audit Requirements for Federal Awards is available here: http://www.ecfr.gov/cgi-bin/text-idx?SID=c6b2f053952359ba94470ad3a7c1a975&tpl=/ecfrbrowse/Title02/2cfr200_main_02.tpl
- D.29. Governing Law. This Grant Contract shall be governed by and construed in accordance with the laws of the State of Tennessee, without regard to its conflict or choice of law rules. The Grantee agrees that it will be subject to the exclusive jurisdiction of the courts of the State of Tennessee in actions that may arise under this Grant Contract. The Grantee acknowledges and agrees that any rights or claims against the State of Tennessee or its employees hereunder, and any remedies arising there from, shall be subject to and limited to those rights and remedies, if any, available under Tenn. Code Ann. §§ 9-8-101 through 9-8-408.
- D.30. Completeness. This Grant Contract is complete and contains the entire understanding between the parties relating to the subject matter contained herein, including all the terms and conditions agreed to by the parties. This Grant Contract supersedes any and all prior understandings, representations, negotiations, or agreements between the parties, whether written or oral.
- D.31. Severability. If any terms and conditions of this Grant Contract are held to be invalid or unenforceable as a matter of law, the other terms and conditions shall not be affected and shall remain in full force and effect. To this end, the terms and conditions of this Grant Contract are declared severable.
- D.32. Headings. Section headings are for reference purposes only and shall not be construed as part of this Grant Contract.
- D.33. Iran Divestment Act. The requirements of Tenn. Code Ann. § 12-12-101, *et seq.*, addressing contracting with persons as defined at Tenn. Code Ann. §12-12-103(5) that engage in investment activities in Iran, shall be a material provision of this Grant Contract. The Grantee certifies, under

penalty of perjury, that to the best of its knowledge and belief that it is not on the list created pursuant to Tenn. Code Ann. § 12-12-106.

- D.34. Debarment and Suspension. The Grantee certifies, to the best of its knowledge and belief, that it, its current and future principals, its current and future subcontractors and their principals:
- a. are not presently debarred, suspended, proposed for debarment, declared ineligible, or voluntarily excluded from covered transactions by any federal or state department or agency;
 - b. have not within a three (3) year period preceding this Grant Contract been convicted of, or had a civil judgment rendered against them from commission of fraud, or a criminal offence in connection with obtaining, attempting to obtain, or performing a public (federal, state, or local) transaction or grant under a public transaction; violation of federal or state antitrust statutes or commission of embezzlement, theft, forgery, bribery, falsification, or destruction of records, making false statements, or receiving stolen property;
 - c. are not presently indicted or otherwise criminally or civilly charged by a government entity (federal, state, or local) with commission of any of the offenses detailed in section b. of this certification; and
 - d. have not within a three (3) year period preceding this Grant Contract had one or more public transactions (federal, state, or local) terminated for cause or default.

The Grantee shall provide immediate written notice to the State if at any time it learns that there was an earlier failure to disclose information or that due to changed circumstances, its principals or the principals of its subcontractors are excluded or disqualified, or presently fall under any of the prohibitions of sections a-d.

- D.35. Confidentiality of Records. Strict standards of confidentiality of records and information shall be maintained in accordance with applicable state and federal law. All material and information, regardless of form, medium or method of communication, provided to the Grantee by the State or acquired by the Grantee on behalf of the State that is regarded as confidential under state or federal law shall be regarded as "Confidential Information." Nothing in this Section shall permit Grantee to disclose any Confidential Information, regardless of whether it has been disclosed or made available to the Grantee due to intentional or negligent actions or inactions of agents of the State or third parties. Confidential Information shall not be disclosed except as required or permitted under state or federal law. Grantee shall take all necessary steps to safeguard the confidentiality of such material or information in conformance with applicable state and federal law.

The obligations set forth in this Section shall survive the termination of this Grant Contract.

E. SPECIAL TERMS AND CONDITIONS:

- E.1. Conflicting Terms and Conditions. Should any of these special terms and conditions conflict with any other terms and conditions of this Grant Contract, the special terms and conditions shall be subordinate to the Grant Contract's other terms and conditions.
- E.2. Reimbursements to Reflect Match/Share. Reimbursements to Grantee shall reflect the percentage of Grantee Match/Share detailed in the Grant Budget. Reimbursements are subject to the other provisions of this Grant Contract, including but not limited to, the maximum liability amount in Section C.1.

- E.3. Airport Operations. For all grants that total fifty thousand dollars (\$50,000.00) or more, as consideration for receiving this Grant from the State, the Grantee agrees to operate and maintain the Airport for a period of twenty (20) years from the effective date of this Grant Contract.
- E.4. No Retainage Allowed. The Grantee may not withhold retainage on progress payments from the prime contractor and the prime contractor may not withhold retainage from their subcontractors.
- E.5. Printing Authorization. The Grantee agrees that no printing/publication shall be printed pursuant to this Grant Agreement without the prior authorization of the State even if printing costs are included in the budget line items, and shall be contingent upon and limited by the Grant Budget funding for said reimbursement. The Grantee and its employees may publish the results of the research in whole or in part as they deem appropriate without authorization by the State if it is at no cost to the Grantor State Agency.
- E.6. Competitive Procurements. Should this Grant Agreement provide for the reimbursement of the cost of goods, materials, supplies, equipment, or contracted services; such procurements shall be made on a competitive basis, where practicable. The Grantee shall maintain documentation for the basis of each procurement for which reimbursement is paid pursuant to this Grant Agreement. In each instance where it is determined that use of a competitive procurement method was not practical, said documentation shall include a written justification for such decision and non-competitive procurement.

IN WITNESS WHEREOF,

FRANKLIN COUNTY:

26-0701-21

GRANTEE SIGNATURE

DATE

DAVID ALEXANDER, COUNTY MAYOR

PRINTED NAME AND TITLE OF GRANTEE SIGNATORY (above)

GRANTEE LEGAL COUNSEL'S SIGNATURE

DATE

DEPARTMENT OF TRANSPORTATION:

CLAY BRIGHT, COMMISSIONER

DATE

JOHN H. REINBOLD, GENERAL COUNSEL
APPROVED AS TO FORM AND LEGALITY

DATE

This grant is intended to assist airports with expenses related to the maintenance and upkeep of airport facilities and grounds that are not of sufficient size to request a stand-alone project.

The following are examples of eligible and ineligible items for use with your Airport Maintenance grant. This is not an all-inclusive list. If you have questions about the eligibility of an expense contact TDOT Aeronautics Division.

Eligible Uses:

1. Preventive maintenance, repair or replacement of maintenance buildings, equipment, navigational aids, lighting systems, pavements and other property or facilities necessary for the safe and efficient functioning of the airport
2. Purchase of mowing equipment
3. Maintenance services such as mowing, landscaping or other related work on airport property (i.e. services contracted by airport sponsor, county/city grounds service – journal vouchered for the time worked on airport maintenance only)
4. Unicom and other radio equipment
5. Airport signage, including airfield signage, entrance signs, road signs, and directory signs
6. Fire extinguishers including inspection fees
7. Installation and subscription to an aviation flight planning satellite weather system (i.e. D.T.N., W.S.I. or Pan Am Weather Systems)
8. Testing or inspection of underground fuel storage tanks, and associated fees (as necessary to comply with federal and/or state regulations)
9. Sales tax on eligible items
10. QTPod Fuel Services for upgrade to self-service stations from the 3000 series to 4000 series.

Ineligible Uses:

1. Food or drink
2. Fuel for any purpose
3. Uniforms or Uniform Services
4. Cleaning supplies, cleaning service including waste removal
5. Items that would only be used/worn by one individual. (i.e. boots, clothing, gloves, etc.)
6. Utility or telephone bills (including cellular / "land line")
7. Maintenance of facilities or equipment not owned or located on the airport property
8. Purchase or maintenance of aircraft, automobiles, pickup trucks, tugs or any passenger vehicle including club cars (golf carts).
9. Services performed by a Fixed Based Operator (FBO), by anyone employed or contracted by the FBO, or employees of the airport sponsor, for any type of airport operational duties or functions that would normally be required of their job.
10. Insurance of any type
11. Computers, computer software, computer peripherals, or Internet Service (unless otherwise noted above)
12. Office supplies, including toner and copy paper
13. Furniture (including cabinetry of any type)
14. Television/Cable
15. Office Equipment (unless otherwise noted above)
16. Repairs of office equipment
17. Registration, travel or expenses for conferences or seminars
18. Purchase (or repair) of appliances
19. Firearms/Weapons
20. Local matching funds for Projects

TDOT Aeronautics will determine the eligibility for reimbursement for all items on a case by case basis regardless of the item's inclusion in the lists above.

ATTACHMENT TWO
PAGE ONE

GRANT BUDGET				
Franklin County: FY21 Airport Maintenance			AERM-21-164-00	
The Grant Budget line-item amounts below shall be applicable only to expense incurred during the following				
Applicable Period: BEGIN: 7/1/2020			END: 6/30/2021	
POLICY 03 Object Line-item Reference	EXPENSE OBJECT LINE-ITEM CATEGORY ¹	GRANT CONTRACT	GRANTEE PARTICIPATION	TOTAL PROJECT
1. 2	Salaries, Benefits & Taxes	0.00	0.00	0.00
4. 15	Professional Fee, Grant & Award ²	\$15,000.00	\$789.47	\$15,789.47
5, 6, 7, 8, 9, 10	Supplies, Telephone, Postage & Shipping, Occupancy, Equipment Rental & Maintenance, Printing & Publications	0.00	0.00	0.00
11. 12	Travel, Conferences & Meetings	0.00	0.00	0.00
13	Interest ²	0.00	0.00	0.00
14	Insurance	0.00	0.00	0.00
16	Specific Assistance To Individuals	0.00	0.00	0.00
17	Depreciation ²	0.00	0.00	0.00
18	Other Non-Personnel ²	0.00	0.00	0.00
20	Capital Purchase ²	0.00	0.00	0.00
22	Indirect Cost	0.00	0.00	0.00
24	In-Kind Expense	0.00	0.00	0.00
25	GRAND TOTAL	\$15,000.00	\$789.47	\$15,789.47

¹ Each expense object line-item shall be defined by the Department of Finance and Administration Policy 03, *Uniform Reporting Requirements and Cost Allocation Plans for Subrecipients of Federal and State Grant Monies, Appendix A.* (posted on the Internet at: <https://www.tn.gov/finance/looking-for/policies.html>).

² Applicable detail follows this page if line-item is funded.

ATTACHMENT TWO
PAGE TWO

GRANT BUDGET LINE-ITEM DETAIL:

PROFESSIONAL FEE, GRANT & AWARD	AMOUNT
FY21 Airport Maintenance	\$15,000.00
TOTAL	\$15,000.00

TAD Project # 26-555-0701-21

Project Breakdown: \$15,000.00 95% State
TX# \$ 789.47 5% Local Participation
Project Total: \$15,789.47

Reimbursable Amount: \$15,000.00

Notwithstanding any provision contained herein, grantee agrees to participate (fund) at least five (5%) of the total project cost.

ATTACHMENT THREE
PAGE ONE

Parent Child Information

The Grantee should complete this form and submit it with the Grant Contract. The Grantee should submit only one, completed "Parent Child Information" document to the State during the Grantee's fiscal year.

"Parent" means an entity whose IRS filing contains the information of at least one other entity.

"Child" means an entity whose information is contained in another entity's IRS filing.

Grantee's Edison Vendor ID number:

Is Franklin County a parent? Yes No

If yes, provide the name and Edison Vendor ID number, if applicable, of any child entities.

Is Franklin County a child? Yes No

If yes, complete the fields below.

Parent entity's name: _____

Parent entity's tax identification number: _____

Note: If the parent entity's tax identification number is a social security number, this form must be submitted via US mail to:

Central Procurement Office, Grants Program Manager
3rd Floor, WRS Tennessee Tower
312 Rosa L Parks Avenue
Nashville, TN 37243

Parent entity's contact information

Name of primary contact person: _____

Address: _____

Phone number: _____

Email address: _____

Parent entity's Edison Vendor ID number, if applicable: _____

CLERK'S CERTIFICATE



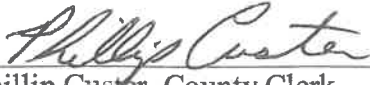
I, Phillip Custer, County Clerk of Franklin County, Tennessee hereby certify that the attached document is a true and correct copy of:

RESOLUTION 7f-0720 Authorizing submission of an application for a State of Tennessee Airport Maintenance Grant for FY 2020-2021 from the Tennessee Department of Transportation and authorizing the acceptance of said Grant

This document was approved at a regular session meeting of the Franklin County Board of Commissioners on July 20, 2020 and is recorded on file in my office in Commissioner's Minute Book 37.

Witness my hand and official seal, at office in Winchester, Tennessee, this the 24th day of July 2020.




Phillip Custer, County Clerk
of Franklin County, Tennessee

Resolution # 79-0720

**A RESOLUTION AUTHORIZING
A MULTIPLE YEAR LEASE PURCHASE AND MAINTENANCE AGREEMENT
FOR THE FRANKLIN COUNTY BOARD OF EDUCATION**

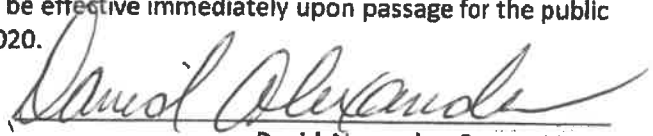
WHERE AS, the Franklin County Board of Education (CTE Dept) has need to upgrade, operate and maintain their current copiers including hardware/software system within their respective locations and operations of the Board of Education, and

WHERE AS, their current copier is not sufficiently meeting the needs of the function of the departments in concern, and

WHERE AS, the projected cost of this copier hardware/software systems are such that the payments need to be spread over more than one budget year and the Franklin County Board of Education does not have authority to enter into purchase contracts for this period of time without the approval of the Franklin County Board of Commissioners.

NOW, THEREFORE, Be it Resolved by the Franklin County Board of Commissioners that the Franklin County Board of Education be authorized to enter into a multi year lease agreement with Konica Minolta Business Solutions USA and the lease is not to extend over a period of more than sixty (60) months.

Be It Further Resolved that this resolution be effective immediately upon passage for the public welfare demanding it on this the 20th day of July 2020.



David Alexander, County Mayor
Honorable Chairman to the Commission


Attest: Phillip Custer
Phillip Custer, County Clerk

RESOLUTION SPONSORED BY Eldridge & Riddle

MOTION TO ADOPT: King SECOND BY: Finney

VOTES: AYES 14 NAYS _____ PASS _____ ABSTAIN _____

DECLARATION: Approved



Current Summary

Konica Minolta c368

- 36 cpm Black, 36 cpm Color images

Copier Lease 60 month

Service Contract

Overages

\$257.84 60 month FMV Lease

\$ ---.-- Service Included 3K blk & per click color

\$ 51.75 Color overages per month @ .08386


Total Monthly Expenditures:

\$309.59

Proposed Solution

Konica Minolta Bizhub c360i(Color)

- Print, copy, scan, store and send any document anywhere
- Simitri HD Polymerized toner for superior image quality
- 36 and 36 pages/minute color
- Thumb Drive Print & Scan
- 1200 x 600 dpi print resolution
- **Multi-pos. Finisher**
- **Fax Board**
- Standard duplexing, Heavy stock support
- 1,000 standard paper capacity + 150 sheet bypass
- 8 GB RAM + 250 GB HD for simultaneous processing
- Dual Scan Document Feeder
- Heavy duty 100 sheet automatic document feeder



60 month FMV lease is \$265.00 per month

Includes Service & Maintenance for 2,000 black and 600 color cpm. Overages for black @ .005 & color @ .038 Agreement includes Parts, Labor, Drums, Supplies..excludes paper & staples! Includes satisfaction of current lease, all fee's, shipping and insurance to return.

Please note: Picture may be different than way configured an priced!

Total Monthly Savings! \$44.59

CLERK'S CERTIFICATE




I, Phillip Custer, County Clerk of Franklin County, Tennessee hereby certify that the attached document is a true and correct copy of:

RESOLUTION 7g-0720 Authorizing a Multiple Year Lease Purchase and Maintenance Agreement for the Franklin County Board of Education/CTE Department

This document was approved at a regular session meeting of the Franklin County Board of Commissioners on July 20, 2020 and is recorded on file in my office in Commissioner's Minute Book 37.

Witness my hand and official seal, at office in Winchester, Tennessee, this the 24th day of July 2020.




Phillip Custer, County Clerk
of Franklin County, Tennessee

Resolution # 7h-0720

**A RESOLUTION AUTHORIZING
A MULTIPLE YEAR LEASE PURCHASE AND MAINTENANCE AGREEMENT
FOR THE FRANKLIN COUNTY BOARD OF EDUCATION**


WHERE AS, the Franklin County Board of Education (Elementary Educ Dept) has need to upgrade, operate and maintain their current copiers including hardware/software system within their respective locations and operations of the Board of Education, and

WHERE AS, their current copier is not sufficiently meeting the needs of the function of the departments in concern, and

WHERE AS, the projected cost of this copier hardware/software systems are such that the payments need to be spread over more than one budget year and the Franklin County Board of Education does not have authority to enter into purchase contracts for this period of time without the approval of the Franklin County Board of Commissioners.

NOW, THEREFORE, Be it Resolved by the Franklin County Board of Commissioners that the Franklin County Board of Education be authorized to enter into a multi year lease agreement with Konica Minolta Business Solutions USA and the lease is not to extend over a period of more than sixty (60) months.

Be It Further Resolved that this resolution be effective immediately upon passage for the public welfare demanding it on this the 20th day of July 2020.



David Alexander, County Mayor
Honorable Chairman to the Commission

Attest:




Phillip Custer, County Clerk

RESOLUTION SPONSORED BY Eldridge & Riddle

MOTION TO ADOPT: King SECOND BY: Finney

VOTES: AYES 14 NAYS _____ PASS _____ ABSTAIN _____

DECLARATION: Approved



Current Summary

Konica Minolta 754e


Copier Lease FMV	\$382.64 60 Month Lease
Copier Maintenance	\$000.00 Service base charge(Included w/lease)
Overages on black	<u>\$000.00</u>

Total Monthly Expenditures: **\$382.64**

Proposed Solution

Konica Minolta Bizhub 808

- Print, copy, scan, store and send any document anywhere
- Simitri HD Polymerized toner for superior image quality
- 80 pages per minute
- 1200 x 600 dpi print resolution
- 2 Universal Cassettes @ 500 shts each
- LCF Cassette @ 2,500 shts
- Staple-Finisher w/Hole Punch
- Fax Board
- Power/Surge Protector
- Standard duplexing, Heavy stock support
- 150 sheet bypass
- 4 GB RAM + 250 GB HD for simultaneous processing
- Up to 240 pages per minute scanning speed
- Heavy duty 100 sheet automatic document feeder



 **KONICA MINOLTA**

\$375.00 Per Month Includes: ALL Fee's, set-up & lease. Includes 5,000 black cpm. Overages @ .0059 Agreement includes Parts, Labor, Drums, & Supplies, excludes Paper & Staples. Pricing based upon a 60 month Lease. Option of \$12.00 DCS charge. Please note: Configuration is different from picture.

Total Monthly Savings!! \$7.64

**80 pages verses 75-(faster). Adding a fax board and saving money.
Service is locked for 36 months. One time increase(service only)on year 4.**

CLERK'S CERTIFICATE



I, Phillip Custer, County Clerk of Franklin County, Tennessee hereby certify that the attached document is a true and correct copy of:

RESOLUTION 7h-0720 Authorizing a Multiple Year Lease Purchase and Maintenance Agreement for the Franklin County Board of Education

This document was approved at a regular session meeting of the Franklin County Board of Commissioners on July 20, 2020 and is recorded on file in my office in Commissioner's Minute Book 37.

Witness my hand and official seal, at office in Winchester, Tennessee, this the 24th day of July 2020.




Phillip Custer, County Clerk
of Franklin County, Tennessee

May 29, 2020

Franklin County Commission
1 S. Jefferson Street
Winchester, TN 37398


Dear County Commission:

The Audit Committee has met concerning the Audit of 2019.

For the third year in a row, there were no findings during the State Audit of 2019. We commend all Departments for their diligent work to continue having a clear audit.

If we may be of further assistance to the Franklin County Commission, please call on us.

Respectfully,

A handwritten signature in cursive script, appearing to read "Gene Seaton".

Gene Seaton
Franklin County Audit Committee Chairman

Franklin County Board of Commissioners

AUDIT COMMITTEE MINUTES

May 28, 2020

THE AUDIT COMMITTEE MET AT THE FRANKLIN COUNTY ANNEX BUILDING IN THE COMMUNITY ROOM AND THE MEETING WAS BROUGHT TO ORDER AT 6:06P.M. BY CHAIRMAN GENE SEATON.

Members Present: Chairman Gene Seaton, Jackie Axt, Glen Glasner, Ronald Schlagheck

Others Present: Sharon Byrum- Secretary

Seaton opened the meeting by stating it was the 3rd year of no Audit findings.

Motion was made by Glasner to accept the clean Audit findings. Second by Axt. All Ayes. Motion carried.

Seaton addressed the committee regarding a phone call he received from the State Auditor regarding if the County had ever had any discrepancies or malfunctions. Seaton made the Committee aware that we will have some small findings on this years Audit with the Animal Control.


Seaton asked each Committee member that was present if they would be interested in remaining on the Committee when their term is up in October. Axt, Glasner, Seaton and Schlagheck all responded with Yes. Lynch was absent to vote on remaining a member of the Committee.

Seaton asked the Committee members to review the minutes from the previous meeting on February 21, 2019.

Motion was made by Schlagheck to approve the minutes of the February 21, 2019 meeting. Second by Glasner. All Ayes. Motion carried.


Motion by Axt to adjourn at 6:18p.m. Second by Schlagheck. All Ayes. Motion carried.

Respectfully Submitted,

A handwritten signature in cursive script, appearing to read "Gene Seaton".

Gene Seaton, Chairman

CLERK'S CERTIFICATE





I, Phillip Custer, County Clerk of Franklin County, Tennessee hereby certify that the attached document is a true and correct copy of:

Franklin County Board of Commissioners Audit Committee Letter and Audit Committee Minutes from May 28, 2020

This document was approved at a regular session meeting of the Franklin County Board of Commissioners on July 20, 2020 and is recorded on file in my office in Commissioner's Minute Book 37.

Witness my hand and official seal, at office in Winchester, Tennessee, this the 24th day of July 2020.




Phillip Custer, County Clerk
of Franklin County, Tennessee

Franklin County Sheriff's Office

Fleet Maintenance

Date of Service	Vehicle Information	Description of Repair	Parts Cost	Parts & Labor	Additional Notes
3/6/2020	2013 Chevy Tahoe	R/R Rear Springs	\$140.00	\$646.89	K9 Unit
3/6/2020	2009 Chevy Tahoe	R/R Coolant & Heater Hoses	\$128.92	\$882.50	Patrol
3/9/2020	2004 GMC Yukon	R/R HVAC Door Actuator & Install Dimmer Switch	\$190.59	\$1,525.00	Corrections
3/11/2020	2010 Chevy Tahoe	R/R Front Brakes, Rotors & Stabilizer Bar	\$190.94	\$827.57	Patrol
3/12/2020	2013 Dodge Charger	Pressure Test Cooling System & R/R Radiator	\$199.19	\$952.50	Patrol
3/23/2020	2016 Nissan Maxima	R/R Front, Rear Brakes & Rotors	\$525.48	\$930.00	Investigations
3/23/2020	2017 Chevy Tahoe	R/R Battery	\$136.95	\$335.46	Sheriff
3/23/2020	2010 Chevy Tahoe	R/R Front Brake Rotors & Left Front Wheel Bearing	\$316.54	\$802.82	Patrol
3/23/2020	2011 Chevy Impala	R/R Front Brakes and Rotors	\$159.68	\$787.96	Transport
3/24/2020	2013 Dodge Charger	R/R Oil Pressure Sensor	\$39.39	\$517.60	SRO
3/27/2020	2011 Ford F350	R/R Wiring Harness & Diagnostic	\$11.52	\$835.00	Litter Grant
4/1/2020	2013 Dodge Charger	R/R Fuel Tank, Spark Plugs, Valve Spring & Diagnostic	\$59.25	\$1,992.30	Patrol
4/8/2020	2005 Dodge Ram 1500	R/R Blower Motor & Resistor	\$121.15	\$391.70	Investigations
4/8/2020	2008 Chevy Impala	R/R Front Brakes, Rotors, Stabilizer Bar Links & Bushings	\$169.94	\$900.76	SRO
4/8/2020	2013 Dodge Charger	R/R Battery	\$108.00	\$269.00	Patrol
4/13/2020	2015 Dodge Charger	Transmission Service	\$57.62	\$314.35	Patrol
4/13/2020	2007 Chevy Tahoe	R/R Front Brakes & Rotors	\$289.03	\$718.92	Patrol
4/13/2020	2006 Dodge Durango	R/R Front Bumper, Front Brakes & Rotors	\$124.87	\$766.00	Investigations
4/16/2020	2009 Chevy Tahoe	R/R Radiator, Reserve Tank, Heater & Coolant Hoses	\$329.15	\$1,517.48	Patrol
4/16/2020	2007 Chevy Tahoe	R/R Alternator & Diagnostic	\$135.31	\$847.47	SRO
4/17/2020	2007 GMC Yukon	R/R TPMS Sensors & Diagnostic	\$163.08	\$605.63	Investigations
4/22/2020	2005 GMC Sierra	R/R Heater & Coolant Hoses	\$119.34	\$437.23	Investigations
4/22/2020	2014 Dodge Charger	R/R Long Block Assembly	\$1,854.79	\$7,579.00	SRO
4/24/2020	2013 Dodge Charger	R/R Battery	\$108.00	\$363.20	Patrol
4/24/2020	2007 Dodge Charger	R/R Ft, Rr, Brakes, Rotors, L Ft Caliper & L Up Ctl Arm	\$21.61	\$1,532.50	SRO
4/27/2020	2004 Ford Crown Victoria	R/R Front Wheel Hub Assembly	\$102.15	\$360.42	SRO
4/27/2020	2013 Chevy Tahoe	R/R Oil Pressure Sensor	\$52.05	\$393.26	K9 Unit
4/27/2020	2009 Chevy Tahoe	R/R Front Brake Pads	\$36.99	\$302.50	Patrol
4/27/2020	2013 Chevy Tahoe	R/R Front Brake Pads	\$27.99	\$366.93	Patrol
4/29/2020	2009 Dodge Charger	R/R Passenger Side Mirror	\$50.00	\$591.00	SRO
5/4/2020	2006 Dodge Dakota	R/R Front Brakes & Rotors	\$139.99	\$627.00	Court Security
5/6/2020	2009 Dodge Charger	R/R Coolant Recovery Tank & Rear Shocks	\$331.24	\$1,023.40	SRO
5/6/2020	2009 Chevy Tahoe	R/R Front Brakes & Rotors	\$572.93	\$1,354.24	Motor Pool
5/11/2020	2010 Chevy Tahoe	R/R Right Front Wheel Hub	\$212.12	\$691.13	Patrol
5/11/2020	2010 Chevy Tahoe	R/R TPMS Sensors & Diagnostic	\$217.44	\$650.41	Patrol
5/11/2020	2006 Ford Crown Victoria	R/R Front Brakes & Rotors	\$217.05	\$701.25	Patrol
5/11/2020	1998 Chevy K3500	R/R Battery & Diagnostic	\$123.54	\$296.76	Reserve
5/14/2020	2004 Ford Crown Victoria	R/R Battery Cable & Diagnostic	\$10.99	\$424.00	Litter Grant
5/18/2020	2003 Ford F350 Super Duty	R/R Heater Core & Check Coolant Level	\$43.73	\$1,380.03	SRO
5/18/2020	2007 Dodge Charger	R/R Inj Ctl Pressure Sensor & Air Filter Rest Ind	\$100.78	\$831.94	Litter Grant
5/18/2020	2009 Dodge Charger	R/R Battery	\$107.47	\$280.76	SRO
5/18/2020	1999 Chevy Suburban	R/R Battery	\$119.76	\$340.94	SRO
5/21/2020	2007 Dodge Charger	R/R Transfer Case Gaskets, Oil Pan Gaskets & Battery	\$100.37	\$1,110.35	Reserve
5/21/2020	2007 Dodge Charger	R/R Alt, Belt Tens, Belt, Pwr St Pump, Idle Pulley & Diag	\$295.03	\$1,419.65	SRO
5/21/2020	2013 Dodge Charger	R/R Control Arm & Diagnostic	\$216.30	\$766.70	SRO
5/21/2020	2011 Chevy Tahoe	R/R Rear Brakes & Rotors	\$151.45	\$712.52	Investigations

CERTIFICATE OF PROPERTY INSURANCE DATE (MM/DD/YY)
7/1/20

PRODUCER NGU Risk Management 111 Hazel Path Hendersonville, TN 37075	THIS CERTIFICATE IS INTENDED TO CONFER AND STIPULATE COVERAGE UNDER THE FOLLOWING TERMS AND CONDITIONS TO THE NAMED INSURED INCLUDING ALTERATION OF THE TNRMT PROGRAM IF REQUIRED.
COMPANIES AFFORDING COVERAGE	
INSURED Tennessee Risk Management Trust 404 BNA Drive, Suite 208 Nashville, TN 37217	INSURER A: TNRMT
	INSURER B: Travelers Property Casualty Company of America
MEMBER: Franklin County Government & Rescue Squad	INSURER C:

COVERAGES

THIS IS TO CERTIFY THAT THE POLICIES OF INSURANCE LISTED BELOW HAVE BEEN ISSUED TO THE INSURED NAMED ABOVE FOR THE POLICY PERIOD INDICATED, NOTWITHSTANDING ANY REQUIREMENT, TERM, OR CONDITION OF ANY CONTRACT OR OTHER DOCUMENT WITH RESPECT TO WHICH THIS CERTIFICATE MAY BE ISSUED OR MAY PERTAIN, THE INSURANCE AFFORDED BY THE POLICIES DESCRIBED HEREIN IS SUBJECT TO ALL THE TERMS, EXCLUSIONS, AND CONDITIONS OF SUCH POLICIES. LIMITS SHOWN MAY HAVE BEEN REDUCED BY PAID CLAIMS.


CO LTR	TYPE OF INSURANCE		POLICY NUMBER	POLICY EFFECTIVE DATE (MM/DD/YY)	POLICY EXPIRATION DATE (MM/DD/YY)	COVERED PROPERTY		LIMITS
A	X	PROPERTY	TNRMT	07/01/20	07/01/21	X	BUILDING	Blanket
		CAUSES OF LOSS						
		BASIC				X	PERSONAL PROPERTY	Blanket
		BROAD						
	X	SPECIAL				X	EXTRA EXPENSE	\$5,000,000 Per Occurrence
	X	FLOOD*						
A	X	INLAND MARINE	TNRMT	07/01/20	07/01/21	Per Schedule		
	X	CONTRACTORS EQUIPMENT						
	X	EDP						
		CAUSES OF LOSS						
	X	ACTUAL CASH VALUE						
B	X	BOILER & MACHINERY	TNRMT	07/01/20	07/01/21	See Attached Certificate		

LOCATION OF PREMISES/DESCRIPTION OF PROPERTY

*No Coverage "Flood Zone A"

SPECIAL CONDITIONS/OTHER COVERAGES

Maintenance deductible on all first party losses is \$1,000.

CERTIFICATE HOLDER Franklin County Government & Rescue Squad 1 South Jefferson Street Winchester, TN 37398	CANCELLATION SHOULD ANY OF THE ABOVE DESCRIBED POLICIES BE CANCELLED BEFORE THE EXPIRATION DATE THEREOF, THE ISSUING COMPANY WILL ENDEAVOR TO MAIL 30 DAYS WRITTEN NOTICE TO THE CERTIFICATE HOLDER NAMED TO THE LEFT, BUT FAILURE TO MAIL SUCH NOTICE SHALL IMPOSE NO OBLIGATION OR LIABILITY OF ANY KIND UPON THE COMPANY, ITS AGENTS, OR REPRESENTATIVES.
	AUTHORIZED REPRESENTATIVE 
	NGU RISK MANAGEMENT

CERTIFICATE OF PROPERTY INSURANCE

DATE (MM/DD/YY)
7/1/20

PRODUCER

NGU Risk Management
111 Hazel Path
Hendersonville, TN 37075

THIS CERTIFICATE IS INTENDED TO CONFER AND STIPULATE COVERAGE UNDER THE FOLLOWING TERMS AND CONDITIONS TO THE NAMED INSURED INCLUDING ALTERATION OF THE TNRMT PROGRAM IF REQUIRED.

COMPANIES AFFORDING COVERAGE

INSURED

Tennessee Risk Management Trust
404 BNA Drive, Suite 208
Nashville, TN 37217

INSURER A: **TNRMT**

INSURER B: **Travelers Property Casualty Company of America**

INSURER C:

MEMBER: Franklin County Government & Rescue Squad

COVERAGES

THIS IS TO CERTIFY THAT THE POLICIES OF INSURANCE LISTED BELOW HAVE BEEN ISSUED TO THE INSURED NAMED ABOVE FOR THE POLICY PERIOD INDICATED, NOTWITHSTANDING ANY REQUIREMENT, TERM, OR CONDITION OF ANY CONTRACT OR OTHER DOCUMENT WITH RESPECT TO WHICH THIS CERTIFICATE MAY BE ISSUED OR MAY PERTAIN, THE INSURANCE AFFORDED BY THE POLICIES DESCRIBED HEREIN IS SUBJECT TO ALL THE TERMS, EXCLUSIONS, AND CONDITIONS OF SUCH POLICIES. LIMITS SHOWN MAY HAVE BEEN REDUCED BY PAID CLAIMS.

CO LTR	TYPE OF INSURANCE	POLICY NUMBER	POLICY EFFECTIVE DATE (MM/DD/YY)	POLICY EXPIRATION DATE (MM/DD/YY)	COVERED PROPERTY	LIMITS	
A	X PROPERTY	TNRMT	07/01/20	07/01/21	X BUILDING	Blanket	
	CAUSES OF LOSS						
	BASIC				X PERSONAL PROPERTY	Blanket	
	BROAD				X EXTRA EXPENSE	\$5,000,000 Per Occurrence	
	X SPECIAL						
X FLOOD*							
A	X INLAND MARINE	TNRMT	07/01/20	07/01/21		Per Schedule \$1,000,000 per occ.	
	X CONTRACTORS EQUIPMENT						
	X EDP						
	CAUSES OF LOSS						
	X ACTUAL CASH VALUE						
B	X BOILER & MACHINERY	TNRMT	07/01/20	07/01/21		See Attached Certificate	

LOCATION OF PREMISES/DESCRIPTION OF PROPERTY

*No Coverage "Flood Zone A"

SPECIAL CONDITIONS/OTHER COVERAGES

Maintenance deductible on all first party losses is \$1,000.

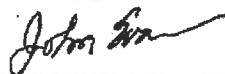
CERTIFICATE HOLDER

Franklin County Government & Rescue Squad
1 South Jefferson Street
Winchester, TN 37398

CANCELLATION

SHOULD ANY OF THE ABOVE DESCRIBED POLICIES BE CANCELLED BEFORE THE EXPIRATION DATE THEREOF, THE ISSUING COMPANY WILL ENDEAVOR TO MAIL 30 DAYS WRITTEN NOTICE TO THE CERTIFICATE HOLDER NAMED TO THE LEFT, BUT FAILURE TO MAIL SUCH NOTICE SHALL IMPOSE NO OBLIGATION OR LIABILITY OF ANY KIND UPON THE COMPANY, ITS AGENTS, OR REPRESENTATIVES.

AUTHORIZED REPRESENTATIVE



NGU RISK MANAGEMENT

CERTIFICATE OF PROPERTY INSURANCE

DATE (MM/DD/YY)
7/1/20

PRODUCER
NGU Risk Management
111 Hazel Path
Hendersonville, TN 37075

THIS CERTIFICATE IS INTENDED TO CONFER AND STIPULATE COVERAGE UNDER THE FOLLOWING TERMS AND CONDITIONS TO THE NAMED INSURED INCLUDING ALTERATION OF THE TNRMT PROGRAM IF REQUIRED.

COMPANIES AFFORDING COVERAGE

INSURED
Tennessee Risk Management Trust
404 BNA Drive, Suite 208
Nashville, TN 37217

MEMBER: Franklin County Government & Rescue Squad

INSURER A: TNRMT

INSURER B:

INSURER C:

COVERAGES

THIS IS TO CERTIFY THAT THE POLICIES OF INSURANCE LISTED BELOW HAVE BEEN ISSUED TO THE INSURED NAMED ABOVE FOR THE POLICY PERIOD INDICATED, NOTWITHSTANDING ANY REQUIREMENT, TERM, OR CONDITION OF ANY CONTRACT OR OTHER DOCUMENT WITH RESPECT TO WHICH THIS CERTIFICATE MAY BE ISSUED OR MAY PERTAIN, THE INSURANCE AFFORDED BY THE POLICIES DESCRIBED HEREIN IS SUBJECT TO ALL THE TERMS, EXCLUSIONS, AND CONDITIONS OF SUCH POLICIES. LIMITS SHOWN MAY HAVE BEEN REDUCED BY PAID CLAIMS.

CO LTR	TYPE OF INSURANCE	POLICY NUMBER	POLICY EFFECTIVE DATE (MM/DD/YY)	POLICY EXPIRATION DATE (MM/DD/YY)	LIMITS
A	X EMPLOYEE FIDELITY	TNRMT	07/01/20	07/01/21	\$400,000 EACH AND EVERY LOSS
	X MONEY & SECURITIES				
	X FORGERY OR ALTERATION				

COVERED POSITIONS

Assessor of Property, Chancery Court Clerk & Master, Circuit/Criminal/Special/General Sessions Clerk, Commissioner/Receiver, Coroner, County Clerk, County Engineer, County Executive/Mayor, County Road Commission, County Highway/Bridge Funds, County Highway Superintendent, Development District, Director of Accounts & Budgets (1957 Act), Director of Finance (1981 Act), E911 District, Human Resource Agency, LEA/Fiscal Agent, Process Server, Purchasing Agent, Register of Deeds, Sheriff, Special Deputy, Surveyor, Trustee as well as all other public officials and employees. (Constables are not included) This coverage also complies with TCA § 4-4-108 for blanket bonds and TCA § 8-19-101 as replacement for individual official bonds.

LOCATION OF PREMISES/DESCRIPTION OF PROPERTY

SPECIAL CONDITIONS/OTHER COVERAGES

Maintenance deductible on all first party losses is \$1,000.


CERTIFICATE HOLDER

Franklin County Government & Rescue Squad
1 South Jefferson Street
Winchester, TN 37398

CANCELLATION

SHOULD ANY OF THE ABOVE DESCRIBED POLICIES BE CANCELLED BEFORE THE EXPIRATION DATE THEREOF, THE ISSUING COMPANY WILL ENDEAVOR TO MAIL 30 DAYS WRITTEN NOTICE TO THE CERTIFICATE HOLDER NAMED TO THE LEFT, BUT FAILURE TO MAIL SUCH NOTICE SHALL IMPOSE NO OBLIGATION OR LIABILITY OF ANY KIND UPON THE COMPANY, ITS AGENTS, OR REPRESENTATIVES.

AUTHORIZED REPRESENTATIVE



NGU RISK MANAGEMENT

CERTIFICATE OF PROPERTY INSURANCE

DATE (MM/DD/YY)
7/1/2020

PRODUCER
NGU Risk Management
111 Hazel Path
Hendersonville, TN 37075

THIS CERTIFICATE IS INTENDED TO CONFER AND STIPULATE COVERAGE UNDER THE FOLLOWING TERMS AND CONDITIONS TO THE NAMED INSURED INCLUDING ALTERATION OF THE TNRMT PROGRAM IF REQUIRED.

COMPANIES AFFORDING COVERAGE

INSURER A: **TNRMT**

INSURER B:

INSURER C:

INSURED
Tennessee Risk Management Trust
404 BNA Drive, Suite 208
Nashville, TN 37217

Member: Franklin County School System

COVERAGES

THIS IS TO CERTIFY THAT THE POLICIES OF INSURANCE LISTED BELOW HAVE BEEN ISSUED TO THE INSURED NAMED ABOVE FOR THE POLICY PERIOD INDICATED, NOTWITHSTANDING ANY REQUIREMENT, TERM, OR CONDITION OF ANY CONTRACT OR OTHER DOCUMENT WITH RESPECT TO WHICH THIS CERTIFICATE MAY BE ISSUED OR MAY PERTAIN, THE INSURANCE AFFORDED BY THE POLICIES DESCRIBED HEREIN IS SUBJECT TO ALL THE TERMS, EXCLUSIONS, AND CONDITIONS OF SUCH POLICIES. LIMITS SHOWN MAY HAVE BEEN REDUCED BY PAID CLAIMS.

CO LTR	TYPE OF INSURANCE		POLICY NUMBER	POLICY EFFECTIVE DATE (MM/DD/YY)	POLICY EXPIRATION DATE (MM/DD/YY)	COVERED PROPERTY		LIMITS
A	X	PROPERTY	TNRMT	07/01/2020	07/01/2021	X	BUILDING	Blanket
		CAUSES OF LOSS				X	PERSONAL PROPERTY	Blanket
		BASIC						
		BROAD						
	X	SPECIAL				X	EXTRA EXPENSE	\$5,000,000 Per Occurrence
X	FLOOD*							
A	X	INLAND MARIE	TNRMT	07/01/2020	07/01/2021	Per Schedule		
		CAUSES OF LOSS						
	X	ACTUAL CASH VALUE						
A	X	BOILER & MACHINERY	TNRMT	07/01/2020	07/01/2021	See Attached Summary		

LOCATION OF PREMISES/DESCRIPTION OF PROPERTY

*Flood coverage is excluded in any flood zone prefixed in "A".

SPECIAL CONDITIONS/OTHER COVERAGES

Maintenance deductible on all first party losses is \$500.

CERTIFICATE HOLDER

Franklin County School System
215 S College St.
Winchester, TN 37398

CANCELLATION

SHOULD ANY OF THE ABOVE DESCRIBED POLICIES BE CANCELLED BEFORE THE EXPIRATION DATE THEREOF, THE ISSUING COMPANY WILL ENDEAVOR TO MAIL 30 DAYS WRITTEN NOTICE TO THE CERTIFICATE HOLDER NAMED TO THE LEFT, BUT FAILURE TO MAIL SUCH NOTICE SHALL IMPOSE NO OBLIGATION OR LIABILITY OF ANY KIND UPON THE COMPANY, ITS AGENTS, OR REPRESENTATIVES.

AUTHORIZED REPRESENTATIVE

John [Signature]

CERTIFICATE OF PROPERTY INSURANCE

DATE (MM/DD/YY)
7/1/2020

PRODUCER

NGU Risk Management
111 Hazel Path
Hendersonville, TN 37075

THIS CERTIFICATE IS INTENDED TO CONFER AND STIPULATE COVERAGE UNDER THE FOLLOWING TERMS AND CONDITIONS TO THE NAMED INSURED INCLUDING ALTERATION OF THE TNRMT PROGRAM IF REQUIRED.

INSURED

Tennessee Risk Management Trust
404 BNA Drive, Suite 208
Nashville, TN 37217

COMPANIES AFFORDING COVERAGE

INSURER A: **TNRMT**

INSURER B:

INSURER C:

MEMBER: Franklin County School System

COVERAGES

THIS IS TO CERTIFY THAT THE POLICIES OF INSURANCE LISTED BELOW HAVE BEEN ISSUED TO THE INSURED NAMED ABOVE FOR THE POLICY PERIOD INDICATED, NOTWITHSTANDING ANY REQUIREMENT, TERM, OR CONDITION OF ANY CONTRACT OR OTHER DOCUMENT WITH RESPECT TO WHICH THIS CERTIFICATE MAY BE ISSUED OR MAY PERTAIN, THE INSURANCE AFFORDED BY THE POLICIES DESCRIBED HEREIN IS SUBJECT TO ALL THE TERMS, EXCLUSIONS, AND CONDITIONS OF SUCH POLICIES. LIMITS SHOWN MAY HAVE BEEN REDUCED BY PAID CLAIMS.

CO LTR	TYPE OF INSURANCE	POLICY NUMBER	POLICY EFFECTIVE DATE (MM/DD/YY)	POLICY EXPIRATION DATE (MM/DD/YY)	LIMITS	
A	X	EMPLOYEE FIDELITY	TNRMT	07/01/2020	07/01/2021	\$400,000 EACH AND EVERY LOSS
	X	MONEY & SECURITIES				
	X	FORGERY OR ALTERATION				

COVERED POSITIONS

All Member employees including elected officials, School Directors, Treasurers, Bookkeepers and Finance Directors. This coverage also complies with TCA § 4-4-108 for blanket bonds and TCA § 8-19-101 as replacement for individual official bonds.

SPECIAL CONDITIONS/OTHER COVERAGES

Maintenance deductible on all first party losses is \$500

CERTIFICATE HOLDER

Franklin County School System
215 S College St.
Winchester, TN 37398

CANCELLATION

SHOULD ANY OF THE ABOVE DESCRIBED POLICIES BE CANCELLED BEFORE THE EXPIRATION DATE THEREOF, THE ISSUING COMPANY WILL ENDEAVOR TO MAIL 30 DAYS WRITTEN NOTICE TO THE CERTIFICATE HOLDER NAMED TO THE LEFT, BUT FAILURE TO MAIL SUCH NOTICE SHALL IMPOSE NO OBLIGATION OR LIABILITY OF ANY KIND UPON THE COMPANY, ITS AGENTS, OR REPRESENTATIVES.

AUTHORIZED REPRESENTATIVE



NGU RISK MANAGEMENT

CERTIFICATE OF LIABILITY INSURANCE

DATE (MM/DD/YY)
7/1/2020

PRODUCER
NGU Risk Management
111 Hazel Path
Hendersonville, TN 37075

THIS CERTIFICATE IS INTENDED TO CONFER AND STIPULATE COVERAGE UNDER THE FOLLOWING TERMS AND CONDITIONS TO THE NAMED INSURED INCLUDING ALTERATION OF THE TNRMT PROGRAM IF REQUIRED.

COMPANIES AFFORDING COVERAGE

INSURED
Tennessee Risk Management Trust
404 BNA Drive, Suite 208
Nashville, TN 37217

Member: Franklin County School System

INSURER A: **TNRMT**

INSURER B:

INSURER C:

COVERAGES

THIS IS TO CERTIFY THAT THE POLICIES OF INSURANCE LISTED BELOW HAVE BEEN ISSUED TO THE INSURED NAMED ABOVE FOR THE POLICY PERIOD INDICATED, NOTWITHSTANDING ANY REQUIREMENT, TERM, OR CONDITION OF ANY CONTRACT OR OTHER DOCUMENT WITH RESPECT TO WHICH THIS CERTIFICATE MAY BE ISSUED OR MAY PERTAIN, THE INSURANCE AFFORDED BY THE POLICIES DESCRIBED HEREIN IS SUBJECT TO ALL THE TERMS, EXCLUSIONS, AND CONDITIONS OF SUCH POLICIES. LIMITS SHOWN MAY HAVE BEEN REDUCED BY PAID CLAIMS.

CO LTR	TYPE OF INSURANCE	POLICY NUMBER	POLICY EFFECTIVE DATE (MM/DD/YY)	POLICY EXPIRATION DATE (MM/DD/YY)	LIMITS							
A	<input checked="" type="checkbox"/> COMMERCIAL GENERAL LIABILITY <table border="1" style="width: 100%; border-collapse: collapse;"> <tr> <td style="width: 15%;"><input type="checkbox"/> CLAIMS MADE</td> <td style="width: 10%;"><input checked="" type="checkbox"/></td> <td style="width: 15%;">OCCURRENCE</td> </tr> </table>	<input type="checkbox"/> CLAIMS MADE	<input checked="" type="checkbox"/>	OCCURRENCE	TNRMT	07/01/2020	07/01/2021	EACH OCCURRENCE	\$2,000,000			
		<input type="checkbox"/> CLAIMS MADE	<input checked="" type="checkbox"/>	OCCURRENCE								
FIRE DAMAGE (Any one fire)	included											
	<input checked="" type="checkbox"/> INCIDENTAL MEDICAL MALPRACTICE/ PROFESSIONAL LIABILITY				PERSONAL & ADV INJURY	included						
					GENERAL AGGREGATE	unlimited						
A	<input checked="" type="checkbox"/> AUTOMOBILE LIABILITY <table border="1" style="width: 100%; border-collapse: collapse;"> <tr> <td style="width: 15%;"><input type="checkbox"/> ANY AUTO</td> <td style="width: 10%;"></td> <td style="width: 15%;"></td> </tr> <tr> <td><input checked="" type="checkbox"/> ALL OWNED AUTOS</td> <td></td> <td></td> </tr> </table>	<input type="checkbox"/> ANY AUTO			<input checked="" type="checkbox"/> ALL OWNED AUTOS			TNRMT	07/01/2020	07/01/2021	Per Occurrence	\$2,000,000
		<input type="checkbox"/> ANY AUTO										
	<input checked="" type="checkbox"/> ALL OWNED AUTOS											
	<input checked="" type="checkbox"/> MEDICAL PAYMENTS - \$5,000 ANY ONE PERSON /\$100,000 ANY ONE CLAIM											
	<input checked="" type="checkbox"/> HIRED AUTOS											
	<input checked="" type="checkbox"/> NON-OWNED AUTOS											
<input checked="" type="checkbox"/> UNINSURED/UNDERINSURED MOTORISTS												
<input checked="" type="checkbox"/> ACV Comp/Collision \$500 Deductible												
A	<input checked="" type="checkbox"/> CYBER LIABILITY CLAIMS MADE (See Attached)	TNRMT	07/01/2020	07/01/2021	\$1,000 Deductible	\$1,000,000 Per Claim \$1,000,000 Aggregate See Attached						
A	<input checked="" type="checkbox"/> EMPLOYEE BENEFITS LIABILITY (Claims Made-Retro Date-TNRMT Entry Date)	TNRMT	07/01/2020	07/01/2021	\$2,000,000 Per Claim							
A	<input checked="" type="checkbox"/> EDUCATORS LEGAL LIABILITY/ERRORS & OMISSIONS (Claims Made - Retro Date 7/1/87)	TNRMT	07/01/2020	07/01/2021	\$2,500 Per Claim Deductible	\$2,000,000 Per Claim						
A	<input checked="" type="checkbox"/> DEFENSE OF OUSTER	TNRMT	07/01/2020	07/01/2021	\$100,000 Sublimit	Per Claim Defense Only						

Tort Immunity will be applied when applicable

CERTIFICATE HOLDER

Franklin County School System
215 S College St.
Winchester, TN 37398

CANCELLATION

SHOULD ANY OF THE ABOVE DESCRIBED POLICIES BE CANCELLED BEFORE THE EXPIRATION DATE THEREOF, THE ISSUING COMPANY WILL ENDEAVOR TO MAIL 30 DAYS WRITTEN NOTICE TO THE CERTIFICATE HOLDER NAMED TO THE LEFT, BUT FAILURE TO MAIL SUCH NOTICE SHALL IMPOSE NO OBLIGATION OR LIABILITY OF ANY KIND UPON THE COMPANY, ITS AGENTS, OR REPRESENTATIVES.

AUTHORIZED REPRESENTATIVE



CERTIFICATE OF LIABILITY INSURANCE

DATE (MM/DD/YY)
7/1/2020

PRODUCER
NGU Risk Management
111 Hazel Path
Hendersonville, TN 37075

THIS CERTIFICATE IS INTENDED TO CONFER AND STIPULATE COVERAGE UNDER THE FOLLOWING TERMS AND CONDITIONS TO THE NAMED INSURED INCLUDING ALTERATION OF THE TNRMT PROGRAM IF REQUIRED.

COMPANIES AFFORDING COVERAGE

INSURED
Certificated Employees of the Franklin County School System

INSURER A: **TNRMT**

INSURER B:

INSURER C:

COVERAGES

THE COVERAGE LISTED BELOW HAS BEEN ISSUED TO THE TEACHER NAMED ABOVE FOR THE COVERAGE PERIOD INDICATED, NOTWITHSTANDING ANY REQUIREMENT, TERM, OR CONDITION OF ANY CONTRACT OR OTHER DOCUMENT WITH RESPECT TO WHICH THIS CERTIFICATE MAY BE ISSUED OR MAY PERTAIN, THE COVERAGE AFFORDED HEREIN IS SUBJECT TO ALL THE TERMS, EXCLUSIONS, AND CONDITIONS OF SUCH COVERAGE DOCUMENTS. AGGREGATE LIMITS SHOWN MAY HAVE BEEN REDUCED BY PAID CLAIMS.

CO LTR	TYPE OF INSURANCE	POLICY NUMBER	POLICY EFFECTIVE DATE (MM/DD/YY)	POLICY EXPIRATION DATE (MM/DD/YY)	LIMITS	
A	X COMMERCIAL GENERAL LIABILITY	TNRMT	07/01/2020	07/01/2021	Per Occurrence	\$2,000,000
A	X EDUCATORS LEGAL LIABILITY/ERRORS & OMISSIONS SEXUAL MISCONDUCT/SEXUAL ABUSE COVERAGE FOR ACCUSED PERPETRATOR - DISCRETIONARY LEGAL DEFENSE AVAILABLE UP TO \$35,000 FOR FALSELY ACCUSED PERPETRATOR	TNRMT	07/01/2020	07/01/2021	\$2,500 Per Claim Deductible	\$2,000,000 Per Claim
A	X EXCESS AUTOMOBILE LIABILITY (Pays excess of personal insurance for all owned autos)	TNRMT	07/01/2020	07/01/2021	Per Occurrence	\$2,000,000
	X ALL OWNED AUTOS (WHEN BEING USED ON BEHALF OF YOUR SCHOOL)					

CERTIFICATE HOLDER

Franklin County School System
215 S College St.
Winchester, TN 37398

CANCELLATION

SHOULD ANY OF THE ABOVE DESCRIBED POLICIES BE CANCELLED BEFORE THE EXPIRATION DATE THEREOF, THE ISSUING COMPANY WILL ENDEAVOR TO MAIL 30 DAYS WRITTEN NOTICE TO THE CERTIFICATE HOLDER NAMED TO THE LEFT, BUT FAILURE TO MAIL SUCH NOTICE SHALL IMPOSE NO OBLIGATION OR LIABILITY OF ANY KIND UPON THE COMPANY, ITS AGENTS, OR REPRESENTATIVES.

AUTHORIZED REPRESENTATIVE

CERTIFICATE OF WORKERS COMPENSATION

DATE (MM/DD/YY)
7/1/2020

PRODUCER
NGU Risk Management
111 Hazel Path
Hendersonville, TN 37075

THIS CERTIFICATE IS INTENDED TO CONFER AND STIPULATE COVERAGE UNDER THE FOLLOWING TERMS AND CONDITIONS TO THE NAMED INSURED INCLUDING ALTERATION OF THE TNRMT PROGRAM IF REQUIRED.

INSURED
Tennessee Risk Management Trust
404 BNA Drive, Suite 208
Nashville, TN 37217

Member: Franklin County School System

COMPANIES AFFORDING COVERAGE

INSURER A: **TNRMT**

INSURER B:

INSURER C:

COVERAGES

THE COVERAGE LISTED BELOW HAS BEEN ISSUED TO THE TEACHER NAMED ABOVE FOR THE COVERAGE PERIOD INDICATED, NOTWITHSTANDING ANY REQUIREMENT, TERM, OR CONDITION OF ANY CONTRACT OR OTHER DOCUMENT WITH RESPECT TO WHICH THIS CERTIFICATE MAY BE ISSUED OR MAY PERTAIN, THE COVERAGE AFFORDED HEREIN IS SUBJECT TO ALL THE TERMS, EXCLUSIONS, AND CONDITIONS OF SUCH COVERAGE DOCUMENTS. AGGREGATE LIMITS SHOWN MAY HAVE BEEN REDUCED BY PAID CLAIMS.

CO LTR	TYPE OF INSURANCE	POLICY NUMBER	POLICY EFFECTIVE DATE (MM/DD/YY)	POLICY EXPIRATION DATE (MM/DD/YY)	LIMITS	
					OTHER	Statutory
A	WORKERS COMPENSATION EMPLOYERS' LIABILITY	TNRMT	07/01/2020	07/01/2021	E.L. EACH ACCIDENT	\$1,000,000
					E.L. DISEASE - EA EMPLOYEE	\$1,000,000
					E.L. DISEASE - POLICY LIMIT	\$1,000,000


CERTIFICATE HOLDER

Franklin County School System
215 S College St.
Winchester, TN 37398

CANCELLATION

SHOULD ANY OF THE ABOVE DESCRIBED POLICIES BE CANCELLED BEFORE THE EXPIRATION DATE THEREOF, THE ISSUING COMPANY WILL ENDEAVOR TO MAIL 30 DAYS WRITTEN NOTICE TO THE CERTIFICATE HOLDER NAMED TO THE LEFT, BUT FAILURE TO MAIL SUCH NOTICE SHALL IMPOSE NO OBLIGATION OR LIABILITY OF ANY KIND UPON THE COMPANY, ITS AGENTS, OR REPRESENTATIVES.

AUTHORIZED REPRESENTATIVE



CLERK'S CERTIFICATE




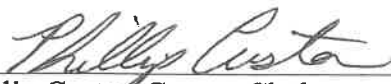
I, Phillip Custer, County Clerk of Franklin County, Tennessee hereby certify that the attached document is a true and correct copy of:

County & School System 2020-2021 Insurance Certificates

This document was approved at a regular session meeting of the Franklin County Board of Commissioners on July 20, 2020 and is recorded on file in my office in Commissioner's Minute Book 37.

Witness my hand and official seal, at office in Winchester, Tennessee, this the 24th day of July 2020.




Phillip Custer, County Clerk
of Franklin County, Tennessee



SURETY'S BOND NO. 66009401

STATE OF TENNESSEE
Franklin County EMERGENCY COMMUNICATIONS DISTRICT
OFFICIAL STATUTORY BOND
FOR OFFICER, EMPLOYEE, OR ANY PERSON SPECIFIED BY T. C. A. § 7-86-119
FOR EMERGENCY COMMUNICATIONS DISTRICT

KNOW ALL MEN BY THESE PRESENTS:

That Eddie G Clark of Franklin County Emergency Communications District, of Winchester, Tennessee, as Principal, and Auto Owner Mutual Ins. Co. as Surety, are held and firmly bound unto THE STATE OF TENNESSEE in the full amount of Fifty Thousand & 00/100 Dollars (\$ 50,000) lawful money of the United States of America for the full and prompt payment whereof we bind ourselves, our representatives, successors and assigns, each jointly and severally, firmly and unequivocally by these presents.

WHEREAS, The said Principal was duly authorized to receive, access, or make expenditures from public funds of and for Franklin County Emergency Communications District, in the office of, employment, or authorized activity as Vice President of and for the named Emergency Communications District for the year term beginning on the 17th day of June, 2020 and ending on the 17th day of June, 2021, and in such office, employment, or authorized activity is required to give this bond by T. C. A. § 7-86-119.

NOW, THEREFORE, THE CONDITION OF THIS OBLIGATION IS SUCH:

That if the said Eddie G Clark, Principal, shall:

1. Faithfully perform the duties of the office of, employment as, or other authorized activity as Vice President of Emergency Communications District during such person's term of office, employment or authorized activity or continuance therein; and,
2. Pay over to the persons authorized by law to receive them, all moneys, properties, or things of value that may come into such Principal's hands during such Principal's term of office or employment or authorized activity or continuance therein without fraud or delay, and shall faithfully and safely keep all records required in such Principal's official capacity, and at the expiration of the term or employment or authorized activity, or in case of resignation or removal from office or employment or authorized activity, shall turn over to the successor all records and property which have come into the Principal's hands, then this obligation shall be null and void; otherwise to remain in full force and effect.

WITNESS our hands and seals this 19th day of May, 2020.

WITNESS - ATTEST:

[Signature]

PRINCIPAL:

[Signature]

COUNTERSIGNED BY:

[Signature]
Tennessee Resident Agent



SURETY: Auto Owners Mutual Ins. Co.

by [Signature]
Lee Ann Gattis
Attorney In Fact

(Attach evidence of authority to execute bond)

ACKNOWLEDGEMENT OF PRINCIPAL

STATE OF TENNESSEE

COUNTY OF Franklin

Before me, a Notary Public, of the State and County aforesaid, personally appeared Eddie Clark to me known (or proved to me on the basis of satisfactory evidence) to be the individual described in the foregoing bond as Principal, and who, upon oath, acknowledged that such individual executed the foregoing bond as such individual's free act and deed.

Witness my hand and seal this 19th day of May, 2020

My Commission Expires: October 20, 2020

[Signature]
Notary Public
COUNTY OF FRANKLIN

(over)

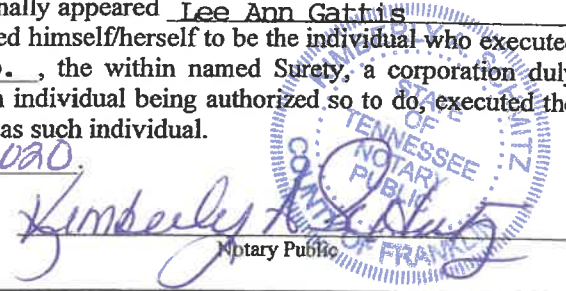
ACKNOWLEDGEMENT OF SURETY

STATE OF Tennessee
COUNTY OF Franklin

Before me, a Notary Public, of the State and County aforesaid, personally appeared Lee Ann Gattis with whom I am personally acquainted and, who, upon oath, acknowledged himself/herself to be the individual who executed the foregoing bond on behalf of Auto Owners Mutual Ins. Co., the within named Surety, a corporation duly licensed to do business in the State of Tennessee, and that he/she as such individual being authorized so to do, executed the foregoing bond, by signing the name of the corporation by himself/herself as such individual.

Witness my hand and seal this 19th day of May, 2020.

My Commission Expires: 9/19, 2020.



APPROVAL AND CERTIFICATION

SECTION I. (Applicable to all persons referenced by T. C. A. § 7-86-119)

Bond and Sureties approved by Danny Smith Chairman of the Board of Directors of 911 Franklin Co Emergency Communications District, on this 10 day of June, 2020.

Signed: Danny Smith
Chairman of the Board of Directors

CERTIFICATION:

I, Delnda McDonald Secretary of the Board of Directors of 911 Franklin Co Emergency Communications District, hereby certify that the foregoing bond was approved by the Board of Directors of said Emergency Communications District on the 11 day of June, 2020, and entered upon the minutes thereof.

Signed: Delnda McDonald
Secretary of the Board of Directors

SECTION II: (Applicable to all Official Bonds) (Record in County where office of the Emergency Communications District is located.)

FOR USE BY REGISTER OF DEEDS

SECTION III.

ENDORSEMENT:

Filed with the Office of the County Clerk, County of _____, this _____ day of _____, 2____.

Signed: _____
County Clerk

Form Prescribed by the Comptroller of the Treasury, State of Tennessee
Form Approved by the Attorney General, State of Tennessee

DATE AND ATTACH TO ORIGINAL BOND
AUTO-OWNERS (MUTUAL) INSURANCE COMPANY
 LANSING, MICHIGAN
 POWER OF ATTORNEY

NO. 66009401

KNOW ALL MEN BY THESE PRESENTS: That the AUTO-OWNERS (MUTUAL) INSURANCE COMPANY AT LANSING, MICHIGAN, a Michigan Corporation, having its principal office at Lansing, County of Eaton, State of Michigan, adopted the following Resolution by the directors of the Company on January 27, 1971, to wit:

"RESOLVED, That the President or any Vice President or Secretary or Assistant Secretary of the Company shall have the power and authority to appoint Attorneys-in-fact, and to authorize them to execute on behalf of the Company, and attach the seal of the Company thereto, bonds and undertakings, recognizances, contracts of indemnity, and other writings obligatory in the nature thereof. Signatures of officers and seal of Company imprinted on such powers of attorney by facsimile shall have same force and effect as if manually affixed. Said officers may at any time remove and revoke the authority of any such appointee."

Does hereby constitute and appoint LEE A GATTIS

its true and lawful attorney(s)-in-fact, to execute, seal and deliver for and on its behalf as surety, any and all bonds and undertakings, recognizances, contracts of indemnity and other writings obligatory in the nature thereof, and the execution of such instrument(s) shall be as binding upon the AUTO-OWNERS (MUTUAL) INSURANCE COMPANY AT LANSING, MICHIGAN as fully and amply, to all intents and purposes, as if the same had been duly executed and acknowledged by its regularly elected officers at its principal office.

IN WITNESS WHEREOF, the AUTO-OWNERS (MUTUAL) INSURANCE COMPANY AT LANSING, MICHIGAN, has caused this to be signed by its authorized officer this 1st day of August, 2016.

Denise Williams

Denise Williams Senior Vice President

STATE OF MICHIGAN }
 COUNTY OF EATON } ss.

On this 1st day of August, 2016, before me personally came Denise Williams, to me known, who being duly sworn, did depose and say that they are Denise Williams, Senior Vice President of AUTO-OWNERS (MUTUAL) INSURANCE COMPANY, the corporation described in and which executed the above instrument, that they know the seal of said corporation, that the seal affixed to said instrument is such Corporate Seal, and that they received said instrument on behalf of the corporation by authority of their office pursuant to a Resolution of the Board of Directors of said corporation.



My commission expires March 10, 2022

Susan E. Theisen
 Susan E. Theisen

Notary Public

STATE OF MICHIGAN }
 COUNTY OF EATON } ss.

I, the undersigned First Vice President, Secretary and General Counsel of AUTO-OWNERS (MUTUAL) INSURANCE COMPANY, do hereby certify that the authority to issue a power of attorney as outlined in the above board of directors resolution remains in full force and effect as written and has not been revoked and the resolution as set forth is now in force.

Signed and sealed at Lansing, Michigan. Dated this 19th day of May, 2020



William F. Woodbury

William F. Woodbury, First Vice President, Secretary and General Counsel

BK/PG: T1334/440-442
20004233

3 PGS:AL-BOND	
MONICA BATCH: 130115	07/02/2020 - 08:35 AM
VALUE	0.00
MORTGAGE TAX	0.00
TRANSFER TAX	0.00
RECORDING FEE	15.00
ARCHIVE FEE	0.00
DP FEE	2.00
REGISTER'S FEE	0.00
TOTAL AMOUNT	17.00

STATE OF TENNESSEE, FRANKLIN COUNTY
DENISE INGLE MARSHALL
 REGISTER OF DEEDS



SURETY'S BOND NO. 66227140 STATE OF TENNESSEE
Franklin County EMERGENCY COMMUNICATIONS DISTRICT
OFFICIAL STATUTORY BOND
 FOR OFFICER, EMPLOYEE, OR ANY PERSON SPECIFIED BY T. C. A. § 7-86-119
 FOR EMERGENCY COMMUNICATIONS DISTRICT

KNOW ALL MEN BY THESE PRESENTS:

That Delinda McDonald of Franklin County Emergency Communications District, of Winchester, Tennessee, as Principal, and Auto Owner Mutual Ins. Co. as Surety, are held and firmly bound unto THE STATE OF TENNESSEE in the full amount of Fifty Thousand & 00/100 Dollars (\$ 50,000) lawful money of the United States of America for the full and prompt payment whereof we bind ourselves, our representatives, successors and assigns, each jointly and severally, firmly and unequivocally by these presents.

WHEREAS, The said Principal was duly authorized to receive, access, or make expenditures from public funds of and for Franklin County Emergency Communications District, in the office of, employment, or authorized activity as Secretary/Treasurer of and for the named Emergency Communications District for the 1 year term beginning on the 27th day of June, 2020 and ending on the 27th day of June, 2021, and in such office, employment, or authorized activity is required to give this bond by T. C. A. § 7-86-119.

NOW, THEREFORE, THE CONDITION OF THIS OBLIGATION IS SUCH:

That if the said Delinda McDonald, Principal, shall:

1. Faithfully perform the duties of the office of, employment as, or other authorized activity as Secretary/Treasurer of Franklin Co. Emergency Communications District during such person's term of office, employment or authorized activity or continuance therein; and,
2. Pay over to the persons authorized by law to receive them, all moneys, properties, or things of value that may come into such Principal's hands during such Principal's term of office or employment or authorized activity or continuance therein without fraud or delay, and shall faithfully and safely keep all records required in such Principal's official capacity, and at the expiration of the term or employment or authorized activity, or in case of resignation or removal from office or employment or authorized activity, shall turn over to the successor all records and property which have come into the Principal's hands, then this obligation shall be null and void; otherwise to remain in full force and effect.

WITNESS our hands and seals this 19th day of May, 2020.

WITNESS - ATTEST:

[Signature]

COUNTERSIGNED BY:

[Signature]
Tennessee Resident Agent



PRINCIPAL:

[Signature]

SURETY: Auto Owners Mutual Ins. Co.

by: [Signature]
Lee Ann Gattis
Attorney In Fact

(Attach evidence of authority to execute bond)

ACKNOWLEDGEMENT OF PRINCIPAL

STATE OF TENNESSEE

COUNTY OF Franklin

Before me, a Notary Public, of the State and County aforesaid, personally appeared Delinda McDonald to me known (or proved to me on the basis of satisfactory evidence) to be the individual described in the foregoing bond as Principal, and who, upon oath, acknowledged that such individual executed the foregoing bond as such individual's free act and deed.

Witness my hand and seal this 10th day of June, 2020

My Commission Expires:

October 10, 2020

[Signature]
Notary Public
COUNTY OF FRANKLIN

(over)

DATE AND ATTACH TO ORIGINAL BOND
AUTO-OWNERS (MUTUAL) INSURANCE COMPANY

LANSING, MICHIGAN
POWER OF ATTORNEY

NO. 66227140

KNOW ALL MEN BY THESE PRESENTS: That the AUTO-OWNERS (MUTUAL) INSURANCE COMPANY AT LANSING, MICHIGAN, a Michigan Corporation, having its principal office at Lansing, County of Eaton, State of Michigan, adopted the following Resolution by the directors of the Company on January 27, 1971, to wit:

"RESOLVED, That the President or any Vice President or Secretary or Assistant Secretary of the Company shall have the power and authority to appoint Attorneys-in-fact, and to authorize them to execute on behalf of the Company, and attach the seal of the Company thereto, bonds and undertakings, recognizances, contracts of indemnity, and other writings obligatory in the nature thereof. Signatures of officers and seal of Company imprinted on such powers of attorney by facsimile shall have same force and effect as if manually affixed. Said officers may at any time remove and revoke the authority of any such appointee."

Does hereby constitute and appoint LEE A GATTIS

its true and lawful attorney(s)-in-fact, to execute, seal and deliver for and on its behalf as surety, any and all bonds and undertakings, recognizances, contracts of indemnity and other writings obligatory in the nature thereof, and the execution of such instrument(s) shall be as binding upon the AUTO-OWNERS (MUTUAL) INSURANCE COMPANY AT LANSING, MICHIGAN as fully and amply, to all intents and purposes, as if the same had been duly executed and acknowledged by its regularly elected officers at its principal office.

IN WITNESS WHEREOF, the AUTO-OWNERS (MUTUAL) INSURANCE COMPANY AT LANSING, MICHIGAN, has caused this to be signed by its authorized officer this 1st day of August, 2016.

Denise Williams

Denise Williams

Senior Vice President

STATE OF MICHIGAN }
COUNTY OF EATON } ss.

On this 1st day of August, 2016, before me personally came Denise Williams, to me known, who being duly sworn, did depose and say that they are Denise Williams, Senior Vice President of AUTO-OWNERS (MUTUAL) INSURANCE COMPANY, the corporation described in and which executed the above instrument, that they know the seal of said corporation, that the seal affixed to said instrument is such Corporate Seal, and that they received said instrument on behalf of the corporation by authority of their office pursuant to a Resolution of the Board of Directors of said corporation.



My commission expires March 10, 2022

Susan E. Theisen

Susan E. Theisen

Notary Public

STATE OF MICHIGAN }
COUNTY OF EATON } ss.

I, the undersigned First Vice President, Secretary and General Counsel of AUTO-OWNERS (MUTUAL) INSURANCE COMPANY, do hereby certify that the authority to issue a power of attorney as outlined in the above board of directors resolution remains in full force and effect as written and has not been revoked and the resolution as set forth is now in force.

Signed and sealed at Lansing, Michigan. Dated this 19th day of May, 2020



William F. Woodbury

William F. Woodbury, First Vice President, Secretary and General Counsel

BK/PG: T1334/443-445
20004234

3 PGS:AL-BOND	
MONICA BATCH: 130115	07/10/2020 - 08:35 AM
VALUE	0.00
MORTGAGE TAX	0.00
TRANSFER TAX	0.00
RECORDING FEE	15.00
ARCHIVE FEE	0.00
DP FEE	2.00
REGISTER'S FEE	0.00
TOTAL AMOUNT	17.00

STATE OF TENNESSEE, FRANKLIN COUNTY
DENISE INGLE MARSHALL
REGISTER OF DEEDS

FRANKLIN COUNTY, TENNESSEE

DAVID ALEXANDER, COUNTY MAYOR

855 DINAH SHORE BLVD., SUITE 3
WINCHESTER, TN 37398

OFFICE: (931) 967-2905

FAX: (931) 962-0194

dalexander@franklincotn.us



7/20/2020

Reappointments

BEER BOARD

Gwin Sisk

CERTIFICATE OF ELECTION OF NOTARIES PUBLIC
 AS A CLERK OF THE COUNTY OF FRANKLIN, TENNESSEE I HEREBY CERTIFY TO
 THE SECRETARY OF STATE THAT THE FOLLOWING WERE ELECTED TO THE OFFICE OF
 NOTARY PUBLIC DURING THE JULY 20, 2020 MEETING OF THE GOVERNING BODY:

NAME	HOME ADDRESS	HOME PHONE	BUSINESS ADDRESS	BUSINESS PHONE	SURETY
1. TROY BARNES	PO BOX 655 WINCHESTER TN 37398	931-3083456	2147 VOLUNTEER PKWY MANCHESTER TN 37349	9317289995	
2. ANDREA BOOHER	125 HAZELWOOD LN WINCHESTER TN 373984717	931-220-3800	290 QUINTARD RD SEWANEE TN 373753071	931-463-2113	
3. JESSICA CALDWELL	1608 OLD ESTILL SPRINGS RD TULLAHOMA TN 373885505	414-526-2660	724 N JACKSON ST TULLAHOMA TN 373883544	931-455-2227	
4. CATHY R. FRAME	737 N MAIN ST ESTILL SPRINGS TN 37330	931-273-9211	915 S ANDERSON ST TULLAHOMA TN 37388	931-455-6066	
5. NEIL HUGHES	PO BOX 626 DECHERD TN 373240626	931-691-8125	100 FRONT ST DECHERD TN 373243168	931-967-5025	
6. RENEE HURT	1225 SHARP SPRINGS RD WINCHESTER TN 37398	931-580-5220	1414 DINAH SHORE BLVD WINCHESTER TN 37398	931-967-3342	
7. EMILY JACKSON	191 CHURCH STREET SHERWOOD TN 37376	931-598-9294	150 SHERWOOD RD SEWANEE TN 37375	931-598-5611	
8. KATHY JUDGE	776 NORWOOD CREEK RD WINCHESTER TN 37398	931-636-7740	185 HOSPITAL RD WINCHESTER TN 37398	9319678263	
9. PAMELA S. LEDFORD	263 LEFEVER CT MANCHESTER TN 37349	931-393-7504	411 B.H. GOETHERT PARKWAY TULLAHOMA TN 37388	931-393-7504	
10. AMY MAY	1319 GARRETT LANE WINCHESTER TN 37398	931-205-1764	1327 DINAH SHORE BLVD WINCHESTER TN 37398	931-967-7003	
11. CLIFTON N MILLER	488 STOVALL HOLLOW RD BELVIDERE TN 37306	931-581-5234	300 NORTH JACKSON ST TULLAHOMA TN 37388	931-455-9301	
12. JACEY PERKINS	5186 KEITH SPRINGS MTN RD BELVIDERE TN 37306	931-308-5637	1418 DINAH SHORE BLVD WINCHESTER TN 37398	931-967-3342	
13. BRENDA K. SCHEWE	1107 LITTLE HURRICANE RD WINCHESTER TN 37398	931-967-0512	1 S. JEFFERSON ST. WINCHESTER TN 37398	931-967-3869	
14. ANDREA M SEALS	707 FLOWER LANE DR ESTILL SPRINGS TN 373303063	931-308-0464	491 BAXTER LN WINCHESTER TN 373981245	931-308-7774	
15. LISA A. SELLS	1170 HOLDERS COVE ROAD WINCHESTER TN 37398	615-895-4115	1 S JEFFERSON STREET WINCHESTER TN 37398	931-967-3869	
16. KIMBERLEY P. SMITH	2530 ROARKS COVE RD DECHERD TN 37324	931-703-3617	305 1ST AVE SE WINCHESTER TN 37398	9319676100	
17. KATHY J. SYLER	307 MONTGOMERY STREET COWAN TN 37318	931-308-8859	1 S JEFFERSON STREET WINCHESTER TN 37398	931-967-3869	
18. BRENDA K. WELLS	903 N HIGH ST WINCHESTER TN 37398	931-371-1336	305 1ST AVE SE WINCHESTER TN 37398	931-967-6100	

SIGNATURE

CLERK OF THE COUNTY OF FRANKLIN, TENNESSEE

DATE

**PLEASE SIGN-IN
GUEST AND MEDIA**

**Regular Session
FRANKLIN COUNTY COMMISSION MEETING
July 20, 2020**

<u>NAME</u>	<u>AFFILIATION</u>
1. Kalli Riley	FCIDA
2. Sharon Byrum	FC Mayor's Office
3. Lee Brannan	Citizen
4. Denise Marshall	ROD
5. Dan Barry	Citizen
6. Evan Barry	"
7. Bruce W. Shaw	Citizen
8. Andrea Smith	Finance
9. ick Chris	FCSW
10. Christine Hopkins	Reentry
11. Randy Kelley	TRUSTEE
12. Mark [unclear]	C.M.
13. Westbyfield	citizen
14. [unclear]	Hopkins
15. [unclear]	Citizen
16. [unclear]	EMA

NAME

AFFILIATION

17. Cliff Walker

BOE

18. _____

19. _____

20. _____

21. _____

22. _____

23. _____

24. _____

25. _____

26. _____

27. _____

28. _____

29. _____

30. _____

31. _____

32. _____

33. _____

34. _____

35. _____

36. _____

37. _____

38. _____

39. _____

OTHER COMMENTS: NONE

**MOTION BY STINES TO ADJOURN AT 7:53 PM, SECOND
BY KING, ALL AYES; APPROVED BY VOICE VOTE 14/0**

Benediction was given by Commissioner Helen Stapleton

July 20, 2020 REGULAR SESSION

DATE APPROVED BY COMMISSION: _____ MB _____ PAGE _____

CHAIR OF COUNTY COMMISSION

COUNTY CLERK